

# HUMBOLDT BAY MUNICIPAL WATER DISTRICT

Board of Directors Meeting

March 2021



Hard at work at Ruth Lake

Humboldt Bay Municipal Water District  
828 7<sup>th</sup> Street, Eureka



**Agenda for Meeting of Board of Directors**

**Meeting Start Time: 9:00 a.m.**

**DUE TO COVID-19 THE DISTRICT WILL BE**

**HOLDING THE MEETING VIA ZOOM**

**March 11, 2021**

**District Mission**

*Reliably deliver high quality drinking water to the communities and customers we serve in the greater Humboldt Bay Area at a reasonable cost. Reliably deliver untreated water to our wholesale industrial customer(s) at a reasonable cost. Protect the long-term water supply and water quality interests of the District in the Mad River watershed.*

**COVID-19 Notice**

Consistent with Executive Orders N-25-20 and N-29-20 from the Executive Department of the State of California and the Humboldt County Public Health Officer’s November 3, 2020 Shelter-in-Place Order, the Board members will be participating via Zoom. The Board room at 828 7th street will be open to the public and social distancing and wearing of face coverings will be enforced.

**Members of the public may also join the meeting online at:**

<https://us02web.zoom.us/j/87823716660?pwd=TXZkbXpRakNjQ0NiM2xjBjEFiWitkdz09>

**Participate by phone: 1-669-900-9128**

**Enter meeting ID: 878 2371 6660**

**Enter password: 343460**

If you are participating via phone and would like to comment, please press \*9 to raise your hand.

**How to Submit Public Comment:** Members of the public may provide public comment via email until 5 pm. the day before the Board Meeting by sending comments to the Board Secretary at hbitner@hbmwd.com. Email comments must identify the agenda item in the subject line of the email. Written comments may also be mailed to 828 7th Street, Eureka, CA 95501. Written comments should identify the agenda item number. Comments received prior to the meeting will be read during the meeting. Comments received after the deadline will be included in the record but not read during the meeting. If participating in the meeting, public comment will also be received during the meeting.

**Time Set Items:**

Item	
8.1d	McNamara & Peepe Glendale Property 9:15 am
8.1a	Water Resource Planning 10:00 am
10.1	Engineering 11:00 am

**The Board will take a scheduled lunch break from 12:00 pm to 1:00 pm**

**1. ROLL CALL****2. FLAG SALUTE****3. ACCEPT AGENDA****4. PUBLIC COMMENT**

Members of the public are invited to address the Board on items not listed on the agenda that are within the scope and jurisdiction of the District. At the discretion of the President, comments may be limited to three minutes per person. The public will be given the opportunity to address items that are on the agenda at the time the Board takes up that item. Pursuant to the Brown Act, the Board may not take action on any item that does not appear on the agenda.

**5. MINUTES**

**5.1** Minutes of February 11, 2021 Regular Meeting-discuss and possibly approve\*

**6. CONSENT AGENDA***-These matters are routine in nature and are usually approved by a combined single vote*

**6.1** Media articles of local/water interest\*

**6.2** Annie and Mary Trail funding\*

**7. CORRESPONDENCE**

**7.1** 02-02-21 letter from Division of Safety of Dams (DSOD) accepting inundation maps submitted for Matthews Dam - discuss\*

**7.2** District letter to municipal customers regarding domestic usage per Ordinance 16 contracts - discuss\*

**7.3** Cal OES lease lot debris removal letter - discuss\*

**7.4** Invasive Species alert letter - discuss\*

**8. CONTINUING BUSINESS**

**8.1** Water Resource Planning-status report on water use options under consideration\*  
**(Time set 10:00 am)**

a. Local Sales

i. Nordic Aquafarms update\*

ii. Trinidad Rancheria Feasibility Study update\*

b. Transport -discuss

c. Instream Flow – discuss

d. McNamara and Peepe

i. Media coverage of McNamara and Peepe\*

ii. District letters to Senator McGuire and Assembly member Wood requesting additional funding for remediation efforts\*

iii. Letter from City of Eureka to DTSC\*

**8.2** Disaster declaration at Ruth Lake – status report

a. Cal fire letter acknowledging Timber Harvest Plan\*

## **9. NEW BUSINESS**

**9.1** Resolution 2021-01: Appreciation of Sherrie Sobol\*- discuss and possibly approve

**9.2** PARS client review – discuss\*

**9.3** Preliminary Pension Liability Assessment – discuss\*

**9.4** COVID-19 Essential Service Pay Increase – discuss and possibly approve\*

## **9.5 CLOSED SESSION- this will be the last item on the agenda**

Public Employee Performance Evaluation for General Manager (pursuant to Section 54957(b)(1).

a. Closed Session report out

## **10. REPORTS (from Staff)**

### **10.1 Engineering (Time set 11:00 am)**

- a. 12kV Switchgear Replacement (\$755,832 District Match) – status report\*
- b. Collector Mainline Redundancy Hazard Mitigation Grant (\$790,570 District Match) – status report and RFI response\*
- c. Reservoir Structural Retrofit Hazard Mitigation Grant (\$914,250 District Match)-status report
- d. TRF Generator Hazard Mitigation Grant (\$460,431 District Match) – status report
- e. Appeal of FEMA Funding Denial for Collector 4 Emergency Restoration Work-status report
- f. R.W. Matthews Dam Spillway Retrofit Scoping Project HMG Program—status report
- g. Status report re: other engineering work in progress

### **10.2 Financial**

- a. Financial Report– accept February 2021 financial statement & vendor detail report - discuss and possibly accept\*
- b. Fiscal Year 2021-22 Budget Discussions Calendar – discuss and possibly adopt calendar\*
- c. Project Budget Additions – Army Corps of Engineers (ACE) 404 Permit and Water Board 401 Permit - discuss and possibly approve budget additions\*

### **10.3 Operations**

- a. Monthly report on projects and operations– discuss\*

## **11. MANAGEMENT**

### **11.1 ACWA – Energy Committee\***

- a. Electric Vehicle Fleet - discuss\*
- b. ACWA Coalition Support for SB 323 - discuss and possibly authorize joining coalition in support of SB 323\*

## **12. DIRECTOR REPORTS & DISCUSSION**

**12.1** General -comments or reports from Directors

**12.2** ACWA

**12.3** ACWA – JPIA

- a. Resolution 2021-04: Concurrence of Nomination for Ms. Melody Henriques-McDonald for the Executive Committee - discuss and possibly approve\*
- b. Resolution 2021-05: Concurrence of Nomination Mr. Thomas A. Cuquet for Executive Committee - discuss and possibly approve\*



**12.4 Organizations on which HBMWD Serves:**

- a. RCEA- status report\*
- b. RREDC-status report\*

**ADJOURNMENT**

ADA compliance statement: In compliance with the Americans with Disability Act, if you need special assistance to participate in this meeting, please contact the District office at (707) 443-5018. Notification 48 hours prior to the meeting will enable the District to make reasonable arrangements to ensure accessibility to this meeting.

(Posted and mailed March 5, 2021)

**NOTE:**

**A HBMWD Special Meeting to Consider the Water Rate Study** will be held on March 11, 2021 at 5:30pm. Members of the Public may join at the following:

<https://us02web.zoom.us/j/87823716660?pwd=TXZkbXpRakNjQ0NiM2xJbEFiWitkdz09>

Participate by phone: 1-669-900-9128

Enter meeting ID: 878 2371 6660

Enter password: 343460

The Special Meeting Agenda can also be found on the District's website at [www.hbmwd.com](http://www.hbmwd.com).

# Minutes



**HUMBOLDT BAY MUNICIPAL WATER DISTRICT**  
828 7<sup>th</sup> Street, Eureka



**Minutes for Meeting of Board of Directors**  
**February 11, 2021**

### 1. Roll Call

President Woo called the meeting to order at 9:02 am and noted the Time Set items. Director Rupp conducted the roll call. The meeting was conducted within all Brown Act requirements.

**Members Present:**

Director Neal Latt  
Director Bruce Rupp  
Director Sheri Woo  
Director Michelle Fuller  
Director Lindberg

**Members Absent:**

None

**Staff:**

John Friedenbach, General Manager  
Dale Davidsen, Superintendent  
Chris Harris, Business Manager  
Heather Bitner, Board Secretary  
Dee Dee Simpson, Accounting and HR Assistant

**Others Present:**

Steve McHaney, GHD  
Anne Baptiste, general counsel  
Michael Richardson, Humboldt County Planning  
Jennifer Kalt, Humboldt Baykeeper  
Jacque Hostler-Carmasin, Trinidad Rancheria  
Chairman Sundberg, Trinidad Rancheria

### 2. Flag Salute

President Woo led the flag salute.

### 3. Accept Agenda

The following corrections to the Agenda were agreed upon. Item 9.3 has been tabled to the March meeting. Staff requested to add in Item 9.8 as permitted by the Brown Act for items that require immediate action which have occurred after the Agenda was posted. CalFire would like to enter into a grant agreement with the District to pay \$200,000 for mitigation of fire damage at Ruth Lake, but the contract must be signed within the week. Item 7.1 needs to be adjusted to read Property Program after the first Liability Program. Item 9.4 should read Time Set 10:00 am.

On motion by Director Rupp seconded by Director Latt, the Board Accepted the Agenda with Revisions for the February 11, 2021 Regular Meeting by the following Roll Call Vote:

Director Neal Latt	AYE
Director Bruce Rupp	AYE
Director Sheri Woo	AYE
Director Michelle Fuller	AYE
Director Lindberg	AYE

There was no public comment.

### 4. Public Comment

There was no public comment.

### 5. Minutes

On motion by Director Lindberg, seconded by Director Fuller the Board Accepted the Minutes of January 14, 2021 Regular Meeting by the following Roll Call Vote:



**HUMBOLDT BAY MUNICIPAL WATER DISTRICT**  
828 7<sup>th</sup> Street, Eureka



**Minutes for Meeting of Board of Directors**  
**February 11, 2021**

---

Director Neal Latt	AYE
Director Bruce Rupp	AYE
Director Sheri Woo	AYE
Director Michelle Fuller	AYE
Director Lindberg	AYE

There was no public comment.

### **6. Consent Agenda**

Item 6.1 was pulled to discuss page 15, regarding the disinfecting products in water distribution, specifically Bromine levels. Mr. Friedenbach noted that our distribution does not utilize this product as we pull from groundwater. Some local districts may use it as they pull surface water. Superintendent Davidsen said we have the most current testing protocols available.

On motion by Director Rupp, seconded by Director Fuller the Board Approved the Consent Agenda by the following Roll Call Vote:

Director Neal Latt	AYE
Director Bruce Rupp	AYE
Director Sheri Woo	AYE
Director Michelle Fuller	AYE
Director Lindberg	AYE

There was no public comment.

### **7. Correspondence**

#### **7.1 ACWA-JPIA President's Special Recognition Award for the District's Liability Program and Property Program**

Staff introduced the correspondence notifying the District that it meets the low loss ratio for the insurance's Liability and Property Programs. This year's Workers Comp Insurance rates may increase due to some unfortunate employee accidents, despite there being a culture of safety as the priority at the District.

#### **7.2 Notice of Agreement for 2019-20 Quagga and Zebra Mussel Infestation Prevention Grant Program-**

Additional grant funding is being used to support the Quagga Prevention Plan at Ruth Lake. Historically the grant has been initiated by the District and expenses are reimbursed to RLCSD. The District is planning to administer the grant's major projects in house going forward. The \$20,000 grant would purchase 4-ton boulders (possibly flat on the bottom) to prevent unauthorized access to the lake. Additional options could be to put concrete and steel bollards into the ground and stringing wire, or drilling the current rocks and driving rebar into the ground.

For the next grant cycle, a possibility is to fund a Quagga wash rack facility prior to entrance/exit from the lake for those who had not passed the Quagga inspection due to standing water in their boat. The cost may be in the \$40,000 range and would be a competitive grant. There was no public comment.

#### **7.3 Letter from U.S. Department of the Interior re designation of Lanphere and Ma-le'l Dunes as a National Natural Landmark site.**



**HUMBOLDT BAY MUNICIPAL WATER DISTRICT**  
 828 7<sup>th</sup> Street, Eureka



**Minutes for Meeting of Board of Directors**  
**February 11, 2021**

There was no public comment.

**8. Continuing Business**

**8.1 Water Resource Planning-status report on water use options under consideration**

**a) Local Sales**

**i) Nordic Aquafarms Town Hall Meeting**

Staff met twice with Nordic Aquafarms and they are moving forward with public CEQA process between now and June. Water quality needs were discussed, as well as domestic water supply needed for the facility. Infrastructure was discussed at the follow up meeting.

The District needs very detailed infrastructure meetings with the Harbor District, as the transition to an individual customer’s metering occurs. At the facility of the former LP Pulp Mill site, dozens of acres were covered by a single water distribution grid. Multiple tenants and subdivisions are being built and there is not individual metering at this time. It’s a very complicated infrastructure issue for industrial and domestic water. Additional entities are now tapping into the water supply without separate metering. There is a Nordic Town Hall meeting scheduled for tonight via Zoom.

The Local Sales Committee of the Board can make recommendations as they need to take up the issue of entering into contract with the Harbor District and how metering is done. Separate metering for Nordic from the Harbor District is needed. There was no public comment.

**ii) Trinidad Rancheria returned signed MOU and issued deposit check**

The Rancheria returned the fully executed MOU and provided a deposit of \$10,000 which will initiate the feasibility study. Jacque Hostler-Carmasin and Chairman Sundberg of the Rancheria thanked the Board for their work and getting the agreement done quickly.

**iii) Consider waiver of conflict with Mitchell Law Firm**

McKinleyville CSD has agreed to enter into the feasibility study with the District. Both entities have the same legal counsel, who has provided a letter disclosing potential conflict and an opportunity for waiver of conflict. Mr. Plotz recommended that additional counsel be used by MCSD and both entities would continue to be represented by Mitchell Law Firm on unrelated matters. MCSD will bring the item to their Board in March.

On motion by Director Latt, seconded by Director Lindberg, the Board President is Directed to Sign the Waiver of Conflict for Mutual Representation by Mitchell Law Firm by the following Roll Call Vote:

Director Neal Latt	AYE
Director Bruce Rupp	AYE
Director Sheri Woo	AYE
Director Michelle Fuller	AYE
Director Lindberg	AYE

There was no public comment.

**iv) letter from Westhaven CSD (WCSD)**





**HUMBOLDT BAY MUNICIPAL WATER DISTRICT**  
828 7<sup>th</sup> Street, Eureka



**Minutes for Meeting of Board of Directors**  
**February 11, 2021**

WCSD has sent two letters to the District regarding their non-participation in the feasibility study. Staff suggests these letters warrant a response by the District. WCSD stated that should they not be able to meet Disinfectant Biproduct Plan then they may be interested at some point in the future.

Staff noted that reserving participation rights for the future is not reasonable since the size of the line will be dependent on the number of users and the feasibility study depends on this. Staff desires to clarify they are eliminating the possibility to be included in the future, and there will be a cost to access fire suppression water. The Board suggested a copy be sent to the City of Trinidad.

On motion by Director Latt, seconded by Director Rupp, the Board Approved Drafting a Response Letter to Westhaven CSD by the following Roll Call Vote:

Director Neal Latt	AYE
Director Bruce Rupp	AYE
Director Sheri Woo	AYE
Director Michelle Fuller	AYE
Director Lindberg	AYE

There was no public comment.

**v) Times Standard article describing Trinidad City Council Meeting**

The Trinidad City Council voted at their meeting to not participate in the feasibility study. As there was a storm that disrupted power to members of the public and Council members. The meeting was adjourned after the decision was made. A special meeting was held to reconsider the action for additional public participation. The vote held and Trinidad will not participate in the feasibility study to extend the pipeline from McKinleyville to the City of Trinidad. Board members noted that it was a very long meeting with a lot of questions directed to Mr. Friedenbach, who represented the District very well.

**b) Transport**

Staff initiated contact with California Water Commission (CWC) to introduce the District's transport option. Our transport isn't considered water storage but it could be considered transport to water storage at the Sites Reservoir. CWC noted that their grant requires an ecological benefit to the Delta.

A report out at the Region 1 ACWA Board meeting revealed that water conditions in Lake Mendocino are lower than it's ever been. There is potential to sell water to them if they are able to finance a pipeline. Additional discussion regarding recharging groundwater supply occurred.

**c) Instream Flow**

Biological consultants are still working on the Habitat Conservation Plan (HCP) edits. Staff does not expect any significant changes forthcoming. Opening the project up to the regulators' review may create new challenges.

**8.2 Mad River Policy Committee report out**

Committee revisions of the policy were reviewed and accepted as proposed.

Clarification was provided of whether rows 2 and 4 are still needed with the addition of row 5. Committee members noted that Rows 2 and 4 are environmental condition encounters, but row 5 is procedural with



**HUMBOLDT BAY MUNICIPAL WATER DISTRICT**  
**828 7<sup>th</sup> Street, Eureka**



**Minutes for Meeting of Board of Directors**  
**February 11, 2021**

permitting entities. It is designed to allow the General Manager to decide on the time sensitivity levels and act accordingly.

On motion by Director Fuller, seconded by Director Latt, the Board Approved the Committee Recommendation to the Mad River Watershed Policy and Procedure by the following Roll Call Vote:

Director Neal Latt	AYE
Director Bruce Rupp	AYE
Director Sheri Woo	AYE
Director Michelle Fuller	AYE
Director Lindberg	AYE

There was no public comment.

### **8.3 Disaster Declaration at Ruth Lake-status update**

#### **a) Government Representative appointment for Emergency Watershed Protection Project (EWP) project with National Resources Conservation Service (NRCS)**

The USDA has programs to do erosion control measures and re-vegetation in their grant programs for after a disaster. The District has been pursuing this grant. USDA has identified Jim Reinstraw as the District's contact person with an agreement available by the end of February. Discussions with Mr. Reinstraw in mid-November and virtual meetings have occurred with a favorable impression.

#### **b) Approval letter for grant FEMA-4558-DR-CA**

Ms. Harris introduced the approval letter with a FEMA grant. There are four projects with this grant. Equipment reimbursements are being requested, as well. After all grant portions are accounted for, the District will be responsible for 6.25% of the costs.

### **8.4 Humboldt County General Plan: Critical Water Supply**

Staff met with the County Planning Department to lay out the criteria and process to move forward with creating a Critical Water Supply designation for the Mad River. Mr. Richardson introduced that it restricts potential and existing development in the mapped areas for purposes of protecting the water supply for those who are receiving their water from the Mad River. Protections will be identified, and stakeholders will be met with to understand potential impacts, then modify the protection measures based on that. Humboldt County Planning and the Board of Supervisors will need to change zoning maps to identify applied protection measures for either ministerial projects or those projects that are larger and would trigger environmental review and public review. All of the properties would have this new zoning applied and subsequently the Planning Commission would evaluate the consistency of the project with Zoning. Performance standards would be applied, and conditions of approval could be added to the protection measures for the proposed projects.

Time frames would include a couple of months to identify scope, plus a couple of months of public outreach, then public review through Planning Commission and the Board of Supervisors, for another 3 months. Outreach to stakeholders would include mailings, public comment at meetings, etc.

The Board asked if the consensus-building process could later be closed down by the Planning Commission? Mr. Richardson said it would only be an issue if the Planning Commission believed there was controversy, and it is unlikely the Commission will go against the consensus of the District.



**HUMBOLDT BAY MUNICIPAL WATER DISTRICT**  
828 7<sup>th</sup> Street, Eureka



**Minutes for Meeting of Board of Directors**  
**February 11, 2021**

---

The Board expressed interest in the idea of the project but it will be a very significant undertaking. The Mad River Committee may be useful in narrowing guidelines for the project. Staff recommends starting with a series of special board meetings with a single topic to meet with stakeholders, such as affected municipal customers, regulators with jurisdiction, County planning staff and the general public. Technical consulting assistance will be needed as well. Identifying criteria and how to package that would be the next step. Identifying a specific land map that is affected will be a priority.

### **8.5 McNamara and Peepe- DTSC clean-up**

Director Woo recused herself at 9:15 am due to a conflict with her employer, SHN working on the project, and returned at 9:42 am.

A recap of the project noted a response from DTSC which conceded all of the points in the letter sent by the District. Counsel Baptiste stated that the District requested clarification about whether Dioxins will be addressed in the remediation, which has not been addressed. There was a point conceded that soil is the source of the water pollution, and will be remediated. Plans for the bench study will be reviewed by the District prior to the Action Plan (Counsel clarified that a Bench study is a smaller study in the lab, while a Pilot study is done in the field).

The SHN Sampling Report describes five sampling sites. As it was budgeted for three, it's good there will be additional samples. The well cap was able to be removed, which means consistent sampling can be obtained. Stormwater discharge typically is higher February through April, which is when sampling will occur. If groundwater is a "gaining stream" it means the groundwater flows into the stream, which is when contaminated ground water creates a problem.

The Board commended staff for being proactive by putting the Board in a position to deal with the problem in a significant way. Ms. Kalt noted that the water district's attention to the problem has really created movement on the issue.

There is not a specific date for when results of the testing can be expected. They plan to follow a 2019 work plan posted by ERRG. Surface water testing will be done right away, and groundwater in a bit longer timeframe. Staff plans to send letters to the elected representatives at the state requesting more budget allocation to accelerate remediation and not allow it to linger.

There is an article to the Baykeeper membership to let the public know about progress, the upcoming CEQA process, and why there hasn't been additional progress. The Board reiterated that although there has been strong environmental support for many years, Staff has focused the problem in a way that allowed the Board to address it in a meaningful way.

### **8.6 USDA – NRCS grant agreement**

Staff introduced the cost of participation with this grant is 25%, so it will be utilized after the FEMA grant for erosion control. Hydroseed and revegetation is covered in this grant, however, and will only cost the District 25 cents on the dollar.

The Board asked if there's a way to help with restoration to the upper watershed. . The USDA grant cannot be used for other federal property so the headwaters was excluded since most of it is USFS property.



**HUMBOLDT BAY MUNICIPAL WATER DISTRICT**  
828 7<sup>th</sup> Street, Eureka



**Minutes for Meeting of Board of Directors**  
**February 11, 2021**

On motion by Director Fuller, seconded by Director Lindberg, the Board Authorized Staff to Execute the USDA- NRCS Grant Agreement by the following Roll Call Vote:

Director Neal Latt	AYE
Director Bruce Rupp	AYE
Director Sheri Woo	AYE
Director Michelle Fuller	AYE
Director Lindberg	AYE

There was no public comment.

## **9. New Business**

### **9.1 HBMWD Master Lease Committee Charter Statement**

At the January meeting the Board created the ad hoc Trinity County Master Lease Committee. Directors Latt and Rupp serve on this committee. Staff requests the Board adopt the charter Purpose Statement.

On motion by Director Rupp, seconded by Director Latt, that the Board Approve the HBMWD-Trinity County Master Lease Committee Purpose Statement by the following Roll Call Vote:

Director Neal Latt	AYE
Director Bruce Rupp	AYE
Director Sheri Woo	AYE
Director Michelle Fuller	AYE
Director Lindberg	AYE

There was no public comment.

### **9.2 Safety Training Program 2021**

Staff reviewed the safety program at the District, with kudos to the staff and management personnel for maintaining a strong culture of safety. All staff who meet the annual safety incentive criteria receive a \$200 check. The grand prize winner of the safety incentive in the amount of \$500 was presented to Ken Davis, who addressed the Board and was very appreciative. Mr. Davidson added that safety equipment and classes are expensive and he expressed gratitude to the Board for supporting our culture of safety.

### **9.3 Resolution 2021-01: Appreciation for Board Secretary, Sherrie Sobol**

This item was tabled until the March meeting.

### **9.4 Tesla Grid Services Agreement for Essex, TRF and Financing Assignment**

The District received four contracts in connection with battery banks to be built at Essex and the TRF. The first issue is to assign rights to a financing entity. Counsel has reviewed and has no issue. The second is the Grid Services Agreement, which will sell power back to the grid. Staff recommends the Board not agree to enter into the Grid Service Agreements for the following reasons:

1. Proposed revenue sharing is 60% to Tesla with 40% to the District
2. Added battery bank discharges will result in additional wear and tear to District assets



**HUMBOLDT BAY MUNICIPAL WATER DISTRICT**  
**828 7<sup>th</sup> Street, Eureka**



**Minutes for Meeting of Board of Directors**  
**February 11, 2021**

3. Discharge of power back into the grid has the potential to leave the District without battery backup power to meet District energy needs, which is the purpose of backup batteries
4. District assets should not be used to enrich the entity while simultaneously diminishing those District assets

District Counsel agreed it will reduce the capacity of the battery banks and he supports the Staff recommendation to not participate in the grid services agreement.

Initially the 4 contracts were joined but Staff negotiated the separation of the two issues. Other local agencies who had been offered the same program revealed that they are entering into the grid services agreement for some battery banks that are not critical, and others are refusing to enter into the agreement. Staff has determined the District should not agree to a profit margin for a private company based on the grid sales.

On motion by Director Rupp, seconded by Lindberg, the Board Authorize Staff to Sign the Consent to Assignment to the CCI financing agreement by the following Roll Call Vote:

Director Neal Latt	AYE
Director Bruce Rupp	AYE
Director Sheri Woo	AYE
Director Michelle Fuller	AYE
Director Lindberg	AYE

On motion by Director Rupp, seconded by Lindberg, the Board Not Authorize Staff to Sign the Tesla Grid Services Agreement by the following Roll Call Vote:

Director Neal Latt	AYE
Director Bruce Rupp	AYE
Director Sheri Woo	AYE
Director Michelle Fuller	AYE
Director Lindberg	AYE

There was no public comment.

### **9.5 Officer Descriptions for Board Governance Manual**

Additional edits were discovered while editing the Officer and Appointed Position descriptions in the Board Governance Manual. The Table of Contents will be adjusted, as well.

On motion by Director Rupp seconded by Director Fuller, the Board Approved the Revision of Officer Descriptions, With Edits to the Table of Contents in the Board Governance Manual by the following Roll Call Vote:

Director Neal Latt	AYE
--------------------	-----





**HUMBOLDT BAY MUNICIPAL WATER DISTRICT**  
**828 7<sup>th</sup> Street, Eureka**



**Minutes for Meeting of Board of Directors**  
**February 11, 2021**

Director Bruce Rupp	AYE
Director Sheri Woo	AYE
Director Michelle Fuller	AYE
Director Lindberg	AYE

There was no public comment.

**9.6 CLOSED SESSION:** Public Employee Performance Evaluation for General Manager (pursuant to Section 54957(b))

(a.) The Board adjourned to Closed Session at 2:52 pm and returned to Open Session at 4:52pm.

There was no public comment.

(b.) Open Session report out: There was no reportable action from Closed Session. There was no public comment.

**9.7 PG&E Easement**

Related to the 12kv switch project at Essex, PG&E has proposed an easement to the new location for the switchgear. There will not be an underground service possible as it is owned by the North Coast Railroad. PG&E has agreed to staff's revisions.

On motion by Director Lindberg, seconded by Director Latt the Board Approved the PG&E Easement by the following Roll Call Vote:

Director Neal Latt	AYE
Director Bruce Rupp	AYE
Director Sheri Woo	AYE
Director Michelle Fuller	AYE
Director Lindberg	AYE

There was no public comment.

**9.8 CAL Fire contract**

Staff received an opportunity from CAL Fire to conduct fuel reduction activities for defensible space at Ruth Lake, with CAL Fire paying the District approximately \$200,000 to conduct fuel reduction on the District's 3,000 acres at Ruth. District Counsel will confirm that the District can sole source this work. Staff would likely utilize the services of Morris Logging, who is contracted for the services for the wildfire salvage logging, to mulch the smaller scale items, and an air curtain incinerator for the rest. The time constraint is that the contract must be signed by Friday (tomorrow). Without this opportunity for funding, the District's cost could be spread out for several years in the budget; and both lease lots and non-lease properties are involved.

The Board adjourned for lunch at 11:56am and reconvened at 1:00pm.

Staff discussed the possibility of needing a timber harvest permit, but for fuel reduction there likely is a short form. Counsel noted exhibit A shows the deliverables from the District, which include chipping, grinding, burning and transportation of the materials. Soliciting and enlisting professional services are needed as well, and are the District's responsibility. The defensible space policy passed by the Board ensured that lease lot holders will have a role in the process, as well. The work completion date is June 30, 2022.



**HUMBOLDT BAY MUNICIPAL WATER DISTRICT**  
828 7<sup>th</sup> Street, Eureka



**Minutes for Meeting of Board of Directors**  
**February 11, 2021**

A concern was voiced that without a limit on the diameter of trees, it incentivizes the commercial logger to take everything. Clear parameters should be added to the agreement to prevent that. Staff clarified that the timeframe is due to CalFire's need to encumber the funds this fiscal year, or lose access to the funds. Additional funding opportunities may arise if we are able to partner with CAL Fire.

On motion by Director Rupp, seconded by Director Lindberg, the Board approved acceptance of the CAL Fire funding for fuel reduction at Ruth Lake conditioned upon the Scope being presented to the Board and to Authorize District Staff to Sign the Agreement by the following Roll Call vote:

Director Neal Latt	AYE
Director Bruce Rupp	AYE
Director Sheri Woo	AYE
Director Michelle Fuller	AYE
Director Lindberg	AYE

There was no public comment.

## **10. Reports from Staff**

### **10.1 Engineering**

#### **10.1 Engineering (Time set 11:00 am.)**

Steve McHaney provided the Engineering report (along with Jordan King)

- a) 12kV Switchgear Replacement (\$755,832 District Match)
  - i) possible approval of change order:

Additional time for the change order will put the completion of the project at January 21, 2022. On motion by Director Rupp, seconded by Director Lindberg, the Board Approved Acceptance of the Change Order #2, FEMA – 4240 -DR - CA with an additional 172 days added to the construction completion date for the 12kV Switchgear Replacement by the following Roll Call vote:

Director Neal Latt	AYE
Director Bruce Rupp	AYE
Director Sheri Woo	AYE
Director Michelle Fuller	AYE
Director Lindberg	AYE

There was no public comment.

- a) Collector Mainline Redundancy Hazard Mitigation Grant (\$790,570 District Match)  
There is no formal response from FEMA for this item.
- b) Reservoir Seismic Retrofit Hazard Mitigation Grant (\$914,250 District Match)  
There's an extension request due to the biological studies to accommodate natural flowering times for the plants to be studied, which was formally approved.
- c) TRF Generator Hazard Mitigation Grant (\$460,431 District Match) – Match commitment letter and Maintenance Letter

The Board asked where funding will come from, and to remember that it is reasonable to finance during this period of very low interest rates and have rate payers pay over time. Ms. Harris reminded the Board we've been collecting advance funds for the last year to fund the District's match.



**HUMBOLDT BAY MUNICIPAL WATER DISTRICT**  
828 7<sup>th</sup> Street, Eureka



**Minutes for Meeting of Board of Directors**  
**February 11, 2021**

On motion by Director Rupp, seconded by Director Latt, the Board approved the Match Commitment and Maintenance Letters for the TRF Generator Hazard Mitigation Grant by the following Roll Call vote:

Director Neal Latt	AYE
Director Bruce Rupp	AYE
Director Sheri Woo	AYE
Director Michelle Fuller	AYE
Director Lindberg	AYE

There was no public comment.

d) Appeal of FEMA Funding Denial for Collector 4 Emergency Restoration Work  
There is no new information at this time.

e) R.W. Matthews Dam Spillway Retrofit Scoping Project BRIC Grant  
This grant was denied.

f) R.W. Matthews Dam Spillway Retrofit Scoping Project HMG Program  
CAL OES letter of interest funding was deemed eligible and the application will be prepared.

g) Status report re: other engineering work in progress  
There was nothing to report.

### **10.2. Financial**

#### a) Financial Report

Ms. Harris discussed the Financial report. \$289,000 has been collected in advance of the TRF grant. There is \$3.98 million in the general reserve fund. Fire Disaster Recovery is nearly \$50,000 but it is anticipated to be reimbursed by FEMA and insurance. Director Latt noted the bills were all in order.

Board members reminded staff that commercial refinancing is very competitive right now. Staff noted that there is a plan to repackage loans.

On motion by Director Rupp, seconded by Director Latt, the Board Approved the January 2021 Financial Statement & Vendor Detail Report in the amount of \$407,169.55 by the following Roll Call vote:

Director Neal Latt	AYE
Director Bruce Rupp	AYE
Director Sheri Woo	AYE
Director Michelle Fuller	AYE
Director Lindberg	AYE

There was no public comment.

### **10.3. Operations**

#### a) Monthly report on projects and operations



**HUMBOLDT BAY MUNICIPAL WATER DISTRICT**  
828 7<sup>th</sup> Street, Eureka



**Minutes for Meeting of Board of Directors**  
**February 11, 2021**

---

Mr. Davidsen discussed conditions for operations during the last month. Staff met with Royal Gold regarding logistics for an additional service to their property. Safety training, Air Quality permits and cyber phishing attacks were also discussed.

There was a large leak in the Glendale area on January 15. The first staff COVID case was diagnosed from that event. Additional cases were diagnosed and OSHA protocols were followed.

b) Surplus of vehicle- Mr. Davidsen noted they will sell the truck with the winch and brush. The wood rack and radio were utilized elsewhere.

On motion by Director Lindberg, seconded by Director Rupp, the Board Approved the surplus of the requested vehicle by the following Roll Call Vote:

Director Neal Latt	AYE
Director Bruce Rupp	AYE
Director Sheri Woo	AYE
Director Michelle Fuller	AYE
Director Lindberg	AYE

There was no public comment.

## **11. Management**

### **11.1 COVID-19 Work Exclusion Flow Chart**

Ms. Harris introduced the Flow chart developed as a result of the COVID outbreak. She noted that the staff that needed to pick up extra shifts to cover those who were out really stepped up to keep operations running. The hours spent on administration have been substantial in response to COVID.

### **11.2 CSDA**

#### **a) Nomination of Northern Network Representative**

There was no nomination.

#### **b) Letter of support for Brown Act Legislation**

Legislation has been proposed and supported by CSDA to codify changes to the Brown Act in response to virtual meetings from the pandemic. A letter of support has been requested.

There was no public comment.

On motion by Director Rupp, seconded by Director Fuller, the Board Authorized a Letter of Support for Amendments to the Brown Act by the Following Roll Call Vote:

Director Neal Latt	AYE
Director Bruce Rupp	AYE
Director Sheri Woo	AYE
Director Michelle Fuller	AYE
Director Lindberg	AYE

There was no public comment.

## **12. Director Reports & Discussion**



**HUMBOLDT BAY MUNICIPAL WATER DISTRICT**  
**828 7<sup>th</sup> Street, Eureka**



**Minutes for Meeting of Board of Directors**  
**February 11, 2021**

---

### 12.1 General comments or reports from Directors

Director Rupp is serving on the Humboldt County Redevelopment Oversight Committee and reported out how funds were obligated. Additionally, the Headwaters Fund approved a grant for Humboldt Bay Recreation and Harbor District.

Staff discussed the Diligent electronic agenda platform. The District has been running the Diligent software and Streamline for website hosting simultaneously for the last year. Diligent does not allow for Brown Act compliant agenda posting as it directs the user away from the District website, so a separate pdf is created for the website. It also does not allow for Closed Sessions in a format that works for our Board. Staff is required to create separate versions of the same document which is not an efficient use of staff time.

Staff requested feedback regarding the agenda software systems. Several Directors use the Diligent software, but the concerns include not wanting to scroll constantly; it can be a little glitchy; and one prefers the pdf. The annual software agreement is due, and the Board was open to finding a different system that meets all needs. There was no public comment.

### 12.2 ACWA

Director Rupp reported out from the Region 1 Board meeting. There are open nominations, and he intends to run again. Mendocino has a desperate need for water, which he discussed earlier. The Spring Conference topic will be Urban Integrated Water Management (Prop 84 funds). Our local IRWMP has changed its name to North Coast Resource Partnership.

There was no public comment.

### 12.3 ACWA – JPIA

Director Rupp asked for the Board's support of the incumbent candidate. Best practices for bridge management were distributed at the last meeting, which Director Rupp found very useful.

On motion by Director Rupp, seconded by Director Latt, the Board Adopted Resolution 2021-02 by the Following Roll Call Vote:

Director Neal Latt	AYE
Director Bruce Rupp	AYE
Director Sheri Woo	AYE
Director Michelle Fuller	AYE
Director Lindberg	AYE

There was no public comment.

### 12.4 Organizations on which HBMWD Serves: RCEA, RREDC

Director Woo is the 2021 RCEA Board Chair. The Vice Chair is Steven Avis. RRDEC met and the topic was the fiberoptic connectivity. The current contractor is the 7<sup>th</sup> partner to build the project. It seems the project





**HUMBOLDT BAY MUNICIPAL WATER DISTRICT**  
828 7<sup>th</sup> Street, Eureka



**Minutes for Meeting of Board of Directors**  
**February 11, 2021**

---

---

going through the Bay and ending at the Harbor District is going forward. The timeline is 3 years and is different than the digital line along Hwy 299.

There was no public comment.

**Adjournment**

The meeting adjourned at 4:52pm.

Attest:

\_\_\_\_\_  
Sheri Woo, President

\_\_\_\_\_  
J. Bruce Rupp, Secretary/Treasurer

# Correspondence

# **TSUNAMI WARNING COMMUNICATIONS TEST**

## **Del Norte, Humboldt, and Mendocino Counties**

**WHEN:** Wednesday, March 24, 2021, between 11:00 a.m. & 12:00 Noon

**WHERE:** Del Norte, Humboldt, and Mendocino counties.

**HOW:** Interruptions of TV\* and Radio Stations, and activation of NOAA Weather Radios and Outdoor Sirens.

*\*Not all Cable and Satellite TV Stations may be able to participate*

**WHY:** To test the Tsunami Warning System to ensure it works properly during a real tsunami emergency.

### **HOW THIS TEST WILL AFFECT YOU:**

If you are watching television between 11:00 a.m. and 12:00 Noon on Wednesday morning, expect to see a crawler at the bottom of the screen indicating that a tsunami warning has been issued, and hear a voice indicating that it is only a test. If you don't hear the TV audio, please remember that this is only a test. If you are listening to the radio, you will hear alerting tones followed by a voice announcing that the test is occurring. If you have a NOAA weather radio with the Public Alert feature, the radio will automatically turn on and you will hear the same message as broadcast on radios. In some areas, you may also hear the sounding of a tsunami siren, an airplane testing its public address system, or receive other communication tests in some local jurisdictions. The Wireless Emergency Alert (WEA) system that comes across smart phones will NOT be activated for this test.

Please help us by providing any feedback regarding this test by emailing:

[ryan.aylward@noaa.gov](mailto:ryan.aylward@noaa.gov)

When you hear or see the warning test on March 24 between 11:00 a.m. & 12:00 Noon:

- You do NOT need to take any action
- Do NOT call 911 or local authorities
- Do NOT evacuate your home or business

**THIS IS ONLY A TEST!!**

**PREPARE:** Find out more about preparing for earthquakes, tsunamis or any other disasters on the North Coast at <https://rctwg.humboldt.edu>. America's PrepareAthon! (<https://www.ready.gov/prepareathon>) the Great California Shakeout (<https://www.shakeout.org/california/>), and The Tsunami Zone (<https://www.TsunamiZone.org>) are also great places to get preparedness information for natural hazards.

*The test is conducted by the National Weather Service, the California Office of Emergency Services, the Offices of Emergency Services for Del Norte, Humboldt, and Mendocino Counties, and Tribal Governments. For more information, contact: National Weather Service (707) 443-6484.*

## The Sacramento Bee

### Burning California to save it: Why one solution to raging wildfires can't gain traction

**BY DALE KASLER AND NICOLE BLANCHARD**

**FEBRUARY 25, 2021 05:00 AM,  
SOUTH LAKE TAHOE**

On a crisp, breezy February morning near Lake Tahoe, a crew of five firefighters descended on a snow-covered, heavily-forested park straddling the California-Nevada border.

They came to start fires, not put them out.

Armed with gas and diesel drip torches, they lit stacks of tree trunks, limbs and brush that had been cut and piled together 18 months earlier. Within minutes the firs and pines were going up in spires of brownish-gray smoke. The crew, clad in protective fire jackets and hard hats, periodically poked the piles with pitchforks to make sure everything burned.

“We want it to disappear,” said Milan Yeates, forest management coordinator at the California Tahoe Conservancy, a state agency. “The combustion — we’re going for 100%.”

California and the West are just months removed from one of the [worst wildfire seasons](#) in modern history. Climate change is ramping up the hazards, and a dry winter suggests another tough year is coming.

Desperate for a solution, states are finding that lighting a fire can be a good way of preventing one.

A growing army of experts argues that “prescribed fire” — planned, deliberate burns — can reduce the volume of combustible vegetation from parched landscapes and ease a crisis gripping the western third of the country.

“It’s the closest thing to a consensus in the fire community,” said Timothy Ingalsbee, director of [Firefighters United for Safety, Ethics & Ecology](#). “We need more of it.”

Yet there’s also widespread agreement that the West [doesn’t make nearly enough use](#) of prescribed fire. Western states conduct just a fraction of the burns performed in the Southeast — and are failing to keep up with a dangerous backlog of dead trees, dry grasses and overgrown shrubs on millions of acres.

“The work that we’re doing is a drop in the bucket,” said Lenya Quinn-Davidson, a forestry expert and director the Northern California Prescribed Fire Council, an advocacy group.

Why not do more? One problem is air pollution, which makes regulators leery about allowing smoke in the air — even in the interest of preventing major wildfires. They also worry that ill-timed gusts could turn a prescribed burn into an all-out wildfire. It’s happened before, with disastrous consequences.

“It’s not a small matter; you’re putting fire on the landscape,” said Anthony Scardina, deputy forester for the U.S. Forest Service in California. “There are risks and we have to manage those risks and follow protocols and see whether those risks are worth it.”

## **IS THE FOREST SERVICE PART OF THE PROBLEM?**

When fire scientists talk about prescribed burns, the discussion often turns to the Forest Service. Critics say the agency clings to a century-old “suppression culture” that resists deliberately starting fires.

For the Forest Service, “the only good fire is a dead-out fire,” said Ingalsbee, a former firefighter with the agency in Oregon.

In the rugged Klamath region, along the California-Oregon border, a group called the [Western Klamath Restoration Partnership](#) says the Forest Service is blocking prescribed burns that are needed to keep the area safe.

“They’re doubling down on a suppression strategy that’s been catastrophic,” said Will Harling, a director of Western Klamath. “They just can’t let go of it.”

The organization says the Forest Service rejected a proposed forest treatment that could have reduced the severity of the Slater Fire, which [burned 157,000 acres](#) in the Klamath, Six Rivers and Rogue-Siskiyou national forests last September. The fire killed two people and destroyed 197 homes near Happy Camp in Siskiyou County.

The proposed treatment, a combination of thinning and burning, “would likely have saved at least half of these homes from burning,” the organization said in a letter to the Forest Service.

Another member of Western Klamath, the Karuk Tribe, says the Forest Service won’t allow tribal members to supervise prescribed burns — even though five members have become federally-certified “burn bosses,” the title needed to oversee fires.

“We’re getting these artificial barriers thrown up,” said Bill Tripp, the tribe’s natural resources director.

The Forest Service disputes these claims. Rachel Smith, the acting forest supervisor for the Klamath National Forest, said she wasn’t aware of that her agency had refused to recognize Karuk members as burn bosses.

And, rather than halting projects, Smith said the Forest Service has run plenty of burns in the Klamath area.

“It is a total certainty in my mind that we reduced the impact of the Slater Fire,” she said. “We take pride in doing a lot of prescribed burning on the Klamath.”

The fire remains under investigation, although some property owners are suing electric utility PacifiCorp for negligence.

Forest Service officials acknowledged that the need for prescribed burns sometimes collides with limited manpower and other hurdles.



Scardina said 2020 was especially challenging. COVID-19 protocols interfered with some burns. Other burns got postponed because the relentless wildfire season continued well into December, effectively depleting the agency's crews.

"Everyone's trying to do the right thing on the landscape but we have limited resources," Scardina said.

## THE WEST'S DISMAL RECORD ON USING FIRE

Prescribed fire often means burning piles of logs and branches. Less typical are "broadcast burns" over large swaths of land. Scientists say the West's record on both types is dismal. [Florida burns around 2 million acres](#) a year, according to data compiled by Climate Central, a nonprofit news organization.

By contrast, the mega-landowner of the West, the Forest Service, conducted prescribed fires on just 167,000 acres in the West last year, according to data supplied by the agency. That's just a sliver of the 80 million acres the agency manages in California, Idaho, Oregon, Washington and other Western states.

In California, the Forest Service oversaw burns on 44,000 acres in 2020. With other agencies thrown in, the total amount of land deliberately burned in California averages 125,000 acres a year, according to the California Air Resources Board.

Still, that's small compared to the 33 million acres of California forest and 15 million acres of flammable grassland and chaparral.

In the Forest Service jurisdictions that cover Idaho, prescribed fires were conducted on 34,000 acres, a figure that includes some burns in Washington, Montana and the Dakotas. The agency manages 20 million acres in Idaho.

While the acres subjected to prescribed burning in the United States has increased by 5% a year since 1998, in the West the acreage "has remained stable or decreased," [University of Idaho scientist Crystal Kolden](#) reported in a 2019 article in the journal Fire.

Certainly it's easier to burn in humid states like Florida, where the risk of something going wrong is lower.

But scientists say the dry climate is the very reason why Western states must become more aggressive about prescribed burns. As climate change lengthens the wildfire season and creates hotter, drier summers, the need for prescribed fire is becoming more urgent.

"The acceptance of the need for prescribed fire use in the South is a completely different world than what we find in the West," said Leda Kobziar, a University of Idaho scientist who used to manage burns in Florida and Georgia.

The destruction in the West is "the price we pay for not being courageous," she said.

## THE FIRE THAT CHANGED EVERYTHING

More than 4.9 million acres of national forests burned in 2020. It was the most since 1910, a year seared into the Forest Service's history.

That year, [the Great Fire](#) devoured 3 million acres in Montana, Idaho and eastern Washington, killed 85 people and sent smoke billowing as far away as New England. The Forest Service, just five years old, took it to heart.

Fire once was a natural part of the landscape — as many as 4 million acres a year burned in California before whites arrived. But after the Great Fire, the Forest Service and its first director, Gifford Pinchot, adopted a suppression culture that called for extinguishing all fires.

Critics say this left forests badly overgrown and susceptible to disaster. It wasn't until a pioneering Berkeley professor named Harold Biswell began experimenting with prescribed fires in the 1950s and 1960s that the Forest Service began to see the light.

“For so many years, the culture was that fire is bad and all fire needs to be put out,” said Theodore Peterson, a Forest Service fuels specialist in Idaho. “Recently we’ve found that wasn’t the best tactic to go with. Finding a blend is where we need to be.” In some parts of Idaho, the Forest Service allows wildfires to burn themselves out.

Still, budget numbers suggest the traditional strategy of suppression is still a top priority. The Forest Service, National Park Service and other federal agencies have been spending about \$500 million a year on prescribed burns, according to [data compiled by Climate Central](#).

The budget for fighting wildfires? In 2018 it was seven times as much — nearly \$3.5 billion.

Last August, the chief of the Forest Service, Vicki Christiansen, signed a memorandum of understanding with California Gov. Gavin Newsom, pledging [to double the volume of forest treatments](#) in the state, to 1 million acres a year, through thinning and burning.

The document is nonbinding. Newsom wants the Legislature to appropriate \$1 billion over the next few years to pay for California’s share of the agreement, but it’s unclear how much the feds will spend.

Still, state officials believe the agreement is significant as California tries to pivot away from the emphasis on traditional fire suppression. “A paradigm shift,” said Wade Crowfoot, secretary of the California Natural Resources Agency.

## **WILDFIRE ENGULFS THE PACIFIC NORTHWEST**

Chris Martin, emergency management coordinator at the fire department in Roslyn, Wash., made a three-hour trip last fall to the small town of Malden, near the Idaho border.

He came to pay his respects.

Weeks earlier, [Malden almost completely burned](#) to the ground, the first Washington town in memory to suffer such a fate. City Hall, the fire station, post office and library — “nothing really left but foundations and chimneys,” Martin said.

When Martin first raised the idea of prescribed fire in his town a few years ago, residents objected. Now they want to see more of it, and the fires of 2020 have intensified that feeling.

“All the destruction in California and Oregon, people are starting to pay attention,” said Martin, chairman of the Washington Prescribed Fire Council.

But regulators still throw up roadblocks, particularly around air pollution.

“We get our decisions being made by a meteorologist at a desk in Olympia,” he said, referring to the state capital. “These regulators — they don’t want to see any smoke.”

Oregon has wrestled with strict limitations, too. Until 2018, “a puff of smoke entering a community” could set off enough alarm bells to cancel a prescribed burn, said Amanda Rau, a forestry specialist and head of the Oregon Prescribed Fire Council.

The state has loosened its smoke restrictions, and prescribed burning has ticked up, to around 200,000 acres a year.

But in a state [with 30 million acres of forests](#), it hasn’t been enough. Last year brought Oregon a wildfire season that rivaled California’s. In September the Almeda Fire [gutted much of Phoenix and Talent](#) in southern Oregon, reducing more than 1,800 homes to ashes. Four people died.

All told, 1 million acres of land and 3,000 homes burned in Oregon in 2020 — and millions of acres remain at risk.

“The backlog of acres that needs to be burned is so substantial,” Rau said.

## **WHEN PRESCRIBED FIRE BURNS OUT OF CONTROL**

When the Forest Service began burning piles of vegetation in early October 2019, two hours east of Sacramento in the Eldorado National Forest, conditions were ideal.

There was snow on the ground. Winds were calm.

A few days into the burn, however, the winds kicked up and the fire started burning beyond its designated boundary. A prescribed fire became a [wildfire incident — the Caples Fire](#). It burned another three weeks.

Adding to residents’ confusion and fear, the wildfire burned during a PG&E Corp. “public safety power shutoff” — a deliberate blackout to reduce fire risks.

“All of a sudden everyone lost power and lost communications and there’s smoke in the air,” said Forest Service spokeswoman Kristi Schroeder.

It wasn’t much of a wildfire. Only 325 additional acres burned. No one was hurt. But it was something that can make the citizenry squeamish about deliberately set fires.

“Any escaped prescribed fire gets a lot of news,” said Martin, the fire official from Washington.

In 2016, a prescribed [fire that ran amok near Reno](#) destroyed 23 homes. A jury convicted the Nevada Division of Forestry of negligence and the state paid \$25 million for damages.

In California in 1999, a fire set by the U.S. Bureau of Land Management to eradicate noxious weeds near Redding got loose and burned 2,000 acres. Investigators blamed the Lowden Ranch Fire on a supervisor who ignored hazardous conditions.

A 2012 fire gone wrong in Colorado [killed three people](#). A 2000 fire in New Mexico burned 200 homes and 45,000 acres, and even threatened the Los Alamos National Laboratory.

Dan Tomascheski, a vice president at timber industry giant Sierra Pacific Industries, said the fear of a prescribed fire spiraling out of control is genuine.

If the fire gets loose, “you’re on the hook for the bill from Cal Fire and the Forest Service,” he said. “You can be on the hook for a huge amount of money.”

## WHY IT CAN BE HARD TO BURN

As wood piles burned above Lake Tahoe, tourists perused the shops a half-mile away on Highway 50 or streamed into the casinos just over the line in Nevada, oblivious to the flames. The famous gondolas to Heavenly ski resort glided overhead.

Keegan Schafer, the “burn boss,” stole a glance at his phone.

The forecast was good. Although snow was coming, the winds were cooperating — strong enough to blow smoke away from the tourists, too weak to fan the flames out of control.

The burn followed years of planning. In 2017 the state received a \$6.8 million federal grant to treat 1,200 acres of forestland around Tahoe, including Van Sickle Bi-State Park, a woodsy spot that’s seen two dozen small fires in the past decade.

The state hired the Tahoe Douglas Fire Protection District to map out the project. Its crews chopped up trees and branches, arranged the piles and left them to “cure” for more than a year so they’d burn properly. Then it was a matter of finding the right weather in which to ignite the stacks.

“The windows of opportunity, they’re very small up here,” said Schafer, fuels management officer at Tahoe Douglas.

After setting a prescribed burn pile on fire, firefighter Mike Wicks stands guard at Van Sickle Bi-State Park near South Lake Tahoe on Thursday, Feb. 11, 2021. This material was cut and piled two seasons ago and now we came back when conditions are right to come and burn it and remove the hazardous needles that were here on this site, said Milan Yeates, forest management coordinator at the California Tahoe Conservancy. Renée C. Byer [RBYER@SACBEE.COM](mailto:RBYER@SACBEE.COM)

At Boise National Forest in Idaho, fuels planner Ryan Jones said preparing for a burn can take so long that sometimes unplanned fires can ignite on ground that was earmarked for a prescribed fire.

A big concern is air pollution. Luke Montrose, a Boise State University environmental toxicology professor, said he worries about deliberately introducing smoke into communities that have already had wildfires in summer. “The exposure becomes chronic then, because it’s year-round,” Montrose said.

Smoke issues are no small matter. Researchers fear that [“bacteria and fungi](#) that hitch a ride on smoke” are infecting firefighters and the general public, according to a recent article in the journal *Science* by Kobziar, the University of Idaho scientist, and UC Davis’ George Thompson III.

COVID-19 creates other complications. Last year fewer acres were deliberately burned not just because of pandemic protocols on social distancing. In Idaho, Montrose said officials feared that smoke from prescribed fire would make residents more vulnerable to the virus.

In California, [two different approvals](#) are needed for a burn — an air permit and a smoke management plan from the California Air Resources Board or a regional air-pollution district. In some cases, Cal Fire has to sign off, too.

If the winds are too still, the air district can pull the plug at the last minute because the smoke won't disperse properly.

“Sometimes they’ll say, ‘No, sorry, it’s not going to happen that day because we’re bumping up against our (pollution) thresholds,’” said Quinn-Davidson, of the Northern California fire council.

Air quality is a particularly sensitive point in a place like Lake Tahoe.

“It’s a destination resort; people don’t like the smoke,” Schafer said. “People come up here for the fresh air.”

## **RED TAPE AND RESOURCES CREATE FRUSTRATION**

Three years ago, Sierra Pacific — one of the West’s largest private landowners, with 1.8 million acres of forest under management in California — led a group of 12 timber companies that signed a memorandum of understanding with the Forest Service, Cal Fire and other agencies to “reduce excess forest fuels.”

The timber industry’s involvement in wildfire policy is a red flag to environmentalists like the John Muir Project’s Chad Hanson, who says loggers simply want to harvest more trees “under the guise of fuel reduction.” Sierra Pacific, though, insists it wants lower fire risks and to protect habitat for fragile species like the California spotted owl.

In any event, implementing the strategy has been hard. Tomascheski, the company vice president, said Sierra Pacific has struggled to get Cal Fire to approve its proposed burns. Cal Fire is often overwhelmed with its firefighting duties and “they aren’t really equipped to cope with the paperwork,” he said.

Cal Fire acknowledges the need to do more. Under an executive order from Newsom, the Department of Forestry and Fire Protection in 2019 implemented [35 emergency thinning and burning projects](#). The agency says the projects have helped. The “fuel break” it carved around Shaver Lake in Fresno County, for example, helped contain the Creek Fire, one of the largest fires in the state last year.

Without that work, the Creek Fire “would have been so much worse,” said Len Nielson, Cal Fire’s staff chief for prescribed fire and environmental protection.

Yet Cal Fire still spends just over 10% of its [\\$2.5 billion annual budget](#) on thinning and burning; the rest goes toward traditional firefighting. Its workforce of about 9,000 includes 130 employees who specialize in thinning and burning.

The end result is a backlog. Cal Fire has more than 500 planned burns and other fuels-reduction projects that are “ready to go and primed” but are waiting for “funding, resources, crews, equipment,” Nielson said.

“I drive up into the mountains,” said Nielson, whose home was nearly evacuated during the Creek Fire. “I look around at private timberland and Forest Service timberland. And I think there’s so much more we could do.”

## **PRESCRIBED BURNS CAN’T ELIMINATE ALL FIRE RISK**

Prescribed fire won’t eliminate the risk of a wildfire, but it can make it more manageable. “Prescribed burning isn’t necessarily going to stop fires, especially in the current conditions we have where things seem to be hotter and drier come summertime,” said Peterson, fuels specialist at the Nez Perce-Clearwater National Forest in Idaho. “Our hope is we can maybe reduce the intensity to reduce the overall negative effect from those fires.”

The value and limits of prescribed fire became evident after a lightning strike in Northern California last summer set off the Bear Fire.

At first [the Bear Fire behaved itself](#), burning relatively quietly in and around the Plumas National Forest as more spectacular fires made headlines. Ryan Tompkins, a UC Cooperative Extension expert and former Plumas forester, said the fire’s initial slow growth was partly the result of thinning and burning projects undertaken years ago as an outgrowth of the [Quincy Library Group](#). That was a revolutionary 1990s collaboration between environmentalists and timber executives who overcame long-standing hostilities to forge a compromise on managing California’s increasingly dangerous forests.

But on Sept. 8, the Bear jumped the Feather River and raced southwest, fanned by 45 mph winds. It skirted Paradise, site of the catastrophic 2018 Camp Fire, and within hours destroyed the tiny community of Berry Creek. [Sixteen people died](#), including two in nearby Feather Falls. Later dubbed the West Zone of the North Complex Fire, it was the year’s deadliest wildfire.

What went wrong? Despite aggressive forest management, much of the wooded area had grown back. The fire jumped the river at a spot that had been burned clean by a wildfire years earlier but had become carpeted with flammable vegetation.

“That was 100% shrubs,” said Scott Stephens, a UC Berkeley fire scientist.

In early November a group of scientists and others toured the area in a Cessna flown by nonprofit environmental group EcoFlight. The view was a startling blend of overgrown, green woods and blackened, scorched earth.

Darrel Jury, an area environmentalist who was hiking in the vicinity the morning of the fire, looked out the aircraft’s window and said disaster was probably guaranteed once the winds kicked up. But he’s equally convinced that a more rigorous program of thinning and burning might have limited the damage.

“We need to get fire back into the ecosystem, to prevent these massive fires,” said Jury, head of the environmental group Friends of Plumas Wilderness. “We could do a lot more burning in winter and fall.”

Maven News-Serve: February 25, 2021

**“Riverflow: The right to keep water instream”** is the latest book authored by Paul Stanton Kibel, a professor at Golden Gate University School of Law and the Director of the Center on Environmental Law. Riverflow examines the diverse and creative ways people are using the law to restore rivers, both here in California as well as internationally. In Riverflow, Professor Kibel asserts that the legal tools already exist to preserve our waterways; the question is whether there is the political will to deploy them.

“Professor Kibel offers a way to use these tools, and to narrow the gap between science and policy – not necessarily to restore all waters to their original pristine shape at enormous cost to the communities and industries dependent upon the diversion of those waters, but in ways that share those waters more equitably between people and fish and wildlife,” writes Felicia Marcus in the book’s foreword. “We rely on these waters for food, for our sense of connection to the earth, and for our shared sense of what it means to be human. That is perhaps one of the most interesting things about both the ancient and more recent sources of law detailed in Riverflow– whether old or new, these sources of law require us to use our human skills to balance competing uses, rather than demanding that we simply turn back the clock or defer to the status quo.”

Below, an excerpt from the book:

*As we think about how to overcome this tendency for policy to remain disconnected from science in the water policy sector, one strategy is to consider whether it is fair or politically feasible that particular stakeholder’s bear the lion’s share of the economic loss associated with the policy changes that flow from the science.*

*We may need to remove certain dams or install improved fish passage on existing dams to restore declining salmon stocks, but does this necessarily mean that dam operators or those reliant on the hydropower and water from dams should shoulder all of the costs associated with this change? If we want to improve water efficiency and water conservation in the agricultural sector, should the public assist farmers with financial support to help upgrade irrigation systems rather than requiring farmers to bears all of these costs? If there are broader societal and environmental benefits resulting from these changes, then might it be appropriate for the public to share in absorbing some of these costs and in helping those stakeholders acutely reliant on the status quo to transition to a new paradigm? By reducing the acute and severe ways certain stakeholders are likely to be economically impacted by acknowledging good science, we might lessen their resistance to such good science. Therefore, it is not simply a question of fairness; it is a question of what may be politically feasible.*

*Consider the recent experience with dam removal efforts on the Klamath River, which flows through Southern Oregon and Northern California. There are four dams on the Klamath River – Iron Gate Dam, Copco 1 Dam, Copco 2 Dam, and J.C. Boyle Dam – that were constructed in the early 1900s without any passage for salmon. The removal of these four dams would open up hundreds of miles of prime spawning habitat for salmon, habitat at cooler higher elevations that may enable salmon to better adapt to*



*climate change. In the context of the relicensing proceedings before the Federal Energy Regulatory Commission (FERC), tribal and conservation groups initially proposed that the agency order the dam's owner, Pacific Corporation, to decommission and remove the dams, with this decommissioning and removal to be paid for entirely by the Pacific Corporation.*

*The 2010 settlement that ultimately emerged, however, provided for cost-sharing by the dam operator, federal government, state governments, and the ratepayers for the electricity provided by the dams. The total estimated costs for removal of the four dams came to around \$400 million. Pacific Corporation agreed to provide approximately \$200 million toward the removal and decommissioning costs, but this was a cap, with California (through funds made available through a state water bond) agreeing to cover excess costs. Under the settlement, the states of California and Oregon also allowed Pacific Corporation to seek adjustments in electrical utility rates, to recoup some of the costs of removal and decommissioning from ratepayers. With this cost-sharing framework in place, Pacific Corporation agreed to voluntarily surrender its FERC license and abandon efforts to relicense its four Klamath River dams.*

*Although most conservation groups and tribes were pleased with the end result of the settlement, the four dams on the Klamath River were coming down, the cost-sharing elements of the settlement were controversial. Some groups believed that it was inappropriate to allow Pacific Corporation's shareholders to shift much of the costs associated with the dam removal to taxpayers and utility ratepayers.*

*Yet, if all of the costs of removal had fallen on Pacific Corporation's shareholders, it is uncertain whether the company would have voluntarily agreed to removal, and the company might have pressed for FERC to relicense its Klamath River dams. The controversial cost-sharing elements are what lessened Pacific Corporation's opposition to dam removal, and made it possible for the company to justify the decision to abandon FERC relicensing to its shareholders. It is also true that there was a broad and diverse constituency that might benefit from removal of the dams, including commercial and sport fisherman and including tribes that were culturally and economically dependent on salmon. Under these circumstances, there is a credible argument that cost-sharing was not only the most feasible option for dam removal but perhaps a relatively fair option as well.*

*Does the Klamath River dam removal cost-sharing model work in all situations? No, it does not. But what this cost-sharing model suggests is that, when it comes to steps needed to improve how we manage water resources to improve instream flow, sometimes there may be a more feasible middle course between (on the one extreme) insisting that the current beneficiaries of the status quo pay for all the costs to achieve this objective and (on the other extreme) shielding current beneficiaries of the status quo from any of these costs to achieve this objective. The cost-sharing approach, in some but not all situations, can help shift the conversation from whether to make the changes to better align policy with science to what is an equitable and feasible way to pay for making these changes."*



## Healdsburg asking residents to voluntarily conserve water

By Katherine Minkiewicz, Staff Writer, Maven

Feb 23, 2021

Conserve water — The city of Healdsburg is asking residents to voluntarily conserve water as the county has seen around 40% of normal rainfall.

### **Water conservation tips include reducing irrigation, getting drought resistant plants**

With much of Northern California swathed in a severe drought, the city of Healdsburg is asking residents to voluntarily conserve water by reducing irrigation and switching to drought resistant plants, fixing leaky faucets and running clothes and dishwashers at full capacity.

As of Jan. 19, precipitation was at 40% of normal rainfall according to Felicia Smith, a utility conservation analyst with the city of Healdsburg.

“We’ve gotten some small rain events and so while we wait for Sonoma Water to release the most updated information, I’m expecting typically rainfall to still be below 50%,” Smith said during a city council presentation on Feb. 16.

According to the United States Drought Monitor — a team of scientists from the National Drought Mitigation Center at the University of Nebraska-Lincoln, the National Oceanic and Atmospheric Administration and the U.S. Department of Agriculture that releases an updated drought map every Thursday — Sonoma County is currently experiencing a moderate to severe drought while neighboring Napa County is in an extreme drought.

“Our water supply comes from the Russian River watershed,” Smith said.

Specifically, the city sources its drinking water from three well fields, two located along the Russian River and one located on Dry Creek.

The Russian River’s flow, especially during dry winters, is supplemented by Lake Sonoma and Lake Mendocino.

Because of this Smith said, “We’re typically monitoring the storage levels at Lake Mendocino.”

As of Feb. 16, Lake Mendocino is at 45.1% of its targeted water supply curve.

In terms of city water demand and use, Healdsburg produced 642 million gallons of drinking water in 2020.

“I know this is an outrageously large number. I think what’s more important here is that 70% is attributed to our residential use,” Smith said.

During the current winter months, Healdsburg used an average of 72 gallons per person per day and during the summer months residents used an average of 133 gallons per person per day.

Smith said landscaping is a large draw on our drinking-water supply.

“We can’t change our supply and that means that in order to preserve that we really need to start to reduce our demand and so we’re really calling on voluntary water conservation efforts to be increased substantially,” Smith said.

Smith said they’re calling it voluntary because if residents can reduce their usage now and preserve that water supply then it could help prevent having to do mandatory water conservation measures in the future.

“Mandatory measures would be promoted by the state declaring an emergency or water rights being curtailed at Lake Mendocino,” she said.

Smith suggested a few simple ways folks can reduce water usage:

- Fix leaks (such as leaky faucets or running toilets. Smith said if you’re not sure if you have a leak, she’ll take a look at your meter to determine whether or not you have a leak).
- Turn off, or drastically reduce irrigation (Smith suggested switching to drought tolerant plants).
- Don’t wash down sidewalks and patios, use a broom instead.

- Run dishwashers and clothes washers at full capacity and or replace top load washing machines with front loaders (The city has a rebate program for switching to a front loader).

The city, along with Sonoma-Marín Saving Water Partnership, will be running a social media campaign on tips for how to reduce water waste. Healdsburg residents will also be getting a mailer with relevant water conservation information in their next utility bill.

“This is probably the first of many conversations (regarding water conservation). Water supply is pretty low, and we need to start amping up conservation efforts now,” Smith said.

During the council presentation Councilmember Skyler Palacios asked what it would look like if the state were to mandate specific usages of water.

“The big one is we will start assigning irrigation days. Right you can irrigate essentially whenever you want and so we’d be on more of a schedule that dictates that certain parcels or properties can only water on certain days,” Smith said.

“I think it’s great you’re giving us this heads up so we can really start thinking about it,” Mayor Evelyn Mitchell said.

Publication journal: "Water"  
February 19, 2021  
By Bridget Gile

### **One California community shows how to take the waste out of water**

Urban Monterey and agricultural Salinas have developed a first-of-its-kind water recycling program that takes a sustainable approach to overcoming the challenge of water scarcity.

Leaders in the Monterey-Salinas region have taken a waste-not, want-not approach to supplying water for farms and faucets. Caught between climate change and multi-year droughts, California communities are tapping groundwater and siphoning surface water at unsustainable rates.

As this year's below-average rainfall accentuates the problem, a public-private partnership in the Monterey/Salinas region has created a novel water recycling program that could serve as a model for parched communities everywhere.

As Stanford civil engineers report in the journal *Water*, this now urbanized region, still known for farming and fishing, has used water from four sources — urban stormwater runoff, irrigation drainage, food processing water and traditional municipal wastewater — and treated it so that this recycled water now supplies one-third of all drinking water on the Monterey Peninsula while providing irrigation water for 12,000 acres of high-value crops in the northern Salinas Valley.

This first-of-its-kind program creates a sustainable management plan by taking a "one water" approach that considers all of the region's water, new and used, as part of one network. The effort began in 1972 when agricultural, residential and industrial users started the process of consolidating their individual wastewater treatment plants into one regional center to meet the stricter environmental standards of the federal Clean Water Act. The idea was to reuse wastewater to irrigate fruit and vegetable crops. But first they had to determine whether it was safe. Their landmark study affirming the safety of this plan led to a \$75 million water treatment and distribution system that opened in 1998 and pioneered the practice of using recycled water to irrigate freshly edible fruit and vegetable crops.

But while the irrigation water system was under development, seawater intrusion continued to threaten the region's groundwater supplies. State authorities declared a key aquifer critically over drafted. And the State Water Board ordered the Peninsula's private water supplier, California American Water, to stop excessive pumping from the Carmel River. The region, which had already formed the Monterey One Water utility to implement the crop irrigation project, responded with another water recycling innovation. In collaboration with other groups, Monterey One Water collected wastewater from urban runoff, irrigation drainage and food processing plants to create a \$124 million

treatment plant that opened in 2020. Its goal is to bring this former wastewater up to potable standards and then store it in the groundwater basin where it is later pumped for drinking water supply.

The research team studied the history, agreements, design and performance of Monterey's one water program to help other communities considering similar approaches. But the region can't rest on its laurels. Peninsula communities are currently considering whether to invest in a \$60 million expansion to its recycled water system, or spend \$400 million to build a seawater desalination project. This high-stakes decision depends on how soon water demand will outpace recycled water supply, which has been variously estimated at 10, 20 or 30 years. The wrong decision would be costly to local ecosystems and residents, who already pay among the highest water rates in the nation.

Dick Luthy, the Silas H. Palmer Professor of Civil and Environmental Engineering at Stanford and a co-author of the article in *Water*, said the region has the proper mindset to make the right call because its agricultural, residential and industrial users have a history of cooperating instead of bickering.

"The moral of the Monterey/Salinas story is that working collaboratively and imaginatively, different users in water-scarce regions can address their challenges in ways that are equitable, protective of the environment and supportive of local economies."

Dick Luthy, the Silas H. Palmer Professor of Civil and Environmental Engineering

*Bridget Gile is first author of the paper in Water. Postdoctoral scholar Negin Ashoori and Paul Sciuto with Monterey One Water are also co-authors.*

## **Fresno-area utility providers face financial crisis. Can they keep the water running?**

**BY MONICA VAUGHAN**

**FEBRUARY 09, 2021 05:00 AM,**

**UPDATED FEBRUARY 09, 2021 01:02 PM**

A failed 50-year-old well in late May meant boiling water for Earlimart residents. But even as the boil order was recently lifted, many are fearful of contaminated tap water, relying on bottled water for the indefinite future.

Unpaid water bills are piling up during the pandemic, as small water providers in the central San Joaquin Valley teeter toward a financial crisis that could affect drinking water quality and affordability.

More than 76,000 customers in Madera, Fresno, Tulare and Kings counties are behind on their water bills for a total debt of more than \$15 million - according to the results of a state survey of just a fraction of community water systems. In reality, the collective debt is much larger.

Small community water systems, many already on shaky financial footing, may need a bailout to keep safe and drinkable water running at a price affordable to customers. Some can absorb the loss in revenue, particularly those run by cities that can make budget adjustments and pull resources from existing reserves.

"Some systems lost so much revenue, it looks really bad. They're just hemorrhaging money," said Max Gomberg, climate and conservation manager with the State Water Board. "They've mostly depleted their reserves."

Gov. Gavin Newsom signed an order last April prohibiting water shutoffs for nonpayment during the public health emergency. Now, Gomberg and others are asking some water administrators: "How are you going to keep the water running?"

### **'FRIGHTENING' FINANCIAL RECORDS**

To understand the breadth of water debt in California, state officials sent a survey that asked 500 community water systems about month-by-month revenues and expenses as well as delinquent accounts and reserves from April to October.

It is the first time the state reviewed the finances of community water systems. What they found is "illuminating, somewhat frightening, but not surprising," said Gomberg, who managed the data collection.

Survey data show that the expense of running the water system was greater than revenues brought in between April and October, for about a third of the small-to-medium community water systems surveyed in the central San Joaquin Valley.

The financial impact of COVID-19 policies was not felt equally among water providers.

## **VALLEY WATER SYSTEMS CAN'T AFFORD TO PROVIDE CLEAN DRINKING WATER**

Faced with a financial crisis, some water systems reported they can cut expenses by postponing projects to rehabilitate a well, for example, to "limp along, to keep the water running and keep the lights on," Gomberg said. Others reported that they'll consider new rate increases to recuperate lost revenue.

Those solutions threaten to exacerbate existing problems with access to safe and affordable drinking water, which is legally protected in the state of California as a human right but practically out of reach.

Dozens of water systems in Madera, Fresno, Tulare and Kings counties are already unable to afford to provide safe drinking water to their customers, often because the small, mostly low-income populations they serve can't support the cost of expensive water treatment - including Earlimart, which is considering raising water rates.

"A lot of small water systems were in crisis before the pandemic," said Michael Claiborne, an attorney with Leadership Counsel for Justice and Accountability. "I'm thinking of systems that had \$6,000 or \$10,000, no reserves, and they've lost revenue in the last year."

"They're just not in good shape. They're already delaying necessary maintenance," Claiborne said. "Like many things under the pandemic, it's an existing problem that's exacerbated."

A water system in Raisin City reported "the water system does not currently have any funds in reserve. The district operates on a year-to-year basis. Revenues cover operation and maintenance costs, but would not be enough for an emergency expense."

Similarly, Orosi Public Utility District reported it is "in approximate break even at this time," and with expenses going up, it will need outside financial assistance within five years.

Federal financial support for water utilities dramatically decreased since the 1970s. A state analysis found the federal government supported over 30% of total spending on water utility infrastructure through the 1970s. By 2014, federal funding accounted for less than 5%.

Because of that ratepayers in smaller districts have increasingly taken on the financial burden of paying for infrastructure to treat contaminated or hard-to-access water with some residents paying up to \$180 a month for water service.

"Small systems are more vulnerable. We're not worried about Fresno able to pay its bills," Gomberg said.

That's, in part, because when cities like Fresno and Clovis lose revenue, they are able to balance the budget by relying on reserves and with a larger customer base and they are able to afford diverse sources of water.

In the short-term, water systems in need could potentially get a loan, or city governments could divert money from reserves, Gomberg said. But "for some systems, those aren't options."

Community service districts, water mutual companies, utility districts or other small water providers don't have reserves.

## **SURVEY RESULTS PROVIDE IMPERFECT DATA**

Gomberg originally told The Fresno Bee that around 120 systems in the state are at high risk of financial crisis within the next few months without outside cash assistance, including the city of Dinuba.

That's inaccurate and demonstrates a weakness in surveys as a data collection method that allows for human error in responding to questions and interpreting budgets..

The city of Dinuba reported 943 customers owed a total debt of \$278,402 as of October. For every \$10 spent to keep the water running, the city only brought in \$8.80 in revenues in the same time period.

City officials warn that survey data doesn't necessarily show the whole picture. Daniel James, assistant city manager of Dinuba, told The Fresno Bee the city didn't lose significant revenue in the water fund due to the pandemic.

"As of January this year, total revenues in the water fund are down by \$62,690 from the previous year. This is not unusual at the mid-point in the city's budget year," James said.

He said the city can pull from reserves that weren't reported in the survey, including \$2.9 million that includes settlement dollars from a lawsuit over contamination from 123-TCP.

Gomberg said that particular discrepancy doesn't call into question the overall integrity of the survey results. Rather it's an example of one city that didn't report complete information.

If anything, he said, "this survey probably under estimates" water debt.

## **SOLUTION FOR AT-RISK WATER SYSTEMS: INVESTMENT IN INFRASTRUCTURE**

The state is considering short-term solutions to save water utilities money, like negotiating a reprieve on paying the electric bill, or having the Office of Emergency Services deliver chemicals to treat the water.

Ultimately, solutions have to come from the state legislature or from Congress.

Recognizing that a million Californians don't have access to clean, safe and affordable drinking water, legislators created a fund to provide \$130 million a year to help small systems bring their drinking water into compliance with state and federal drinking water standards.

That was before the pandemic and this new level of revenue loss some reported.

Congress in December passed an appropriations bill that included a \$900-billion package for pandemic relief.



It included \$683 million nationwide for utility bill assistance and California's share will be about \$62 million, which won't do much against the state residents' collective water debt of an estimated \$1 billion.

President Joe Biden has stated plans for another \$5 billion in relief nationwide, which could lead to additional emergency assistance.

At the state level, Sen. Bill Dodd, D-Napa, introduced legislation to establish a Water Affordability Assistance Fund and a program to provide financial assistance for water and wastewater services to low-income ratepayers.

Dodd also introduced legislation to extend existing protection to low-income households on small water systems, against water shutoffs for nonpayment.

A more effective solution, according to advocates like Claiborne, would be a massive investment in infrastructure from the federal government to bring jobs, growth and clean drinking water to rural communities across the country.

Claiborne said, "The sheer scope of the problem - divestment over a period of 50 years, drinking water systems that should have been replaced years or decades ago - I don't think the state can do it without federal assistance."

.....

## **State Water Board Staff Present Results of Survey on COVID-19 Financial Impacts on California Water Systems**

State Water Resources Control Board staff on Jan. 19 presented the results of two statewide surveys on the COVID-19 financial impacts on California water systems, estimating at least \$600 million in customer drinking water debt.

The survey results were presented to the State Water Board during a public meeting. The intent of the surveys was to give the State Water Board data regarding the financial impacts of COVID-19 on drinking water systems, including details about the amount of money that customers owe to water systems since the April 2, 2020 Executive Order suspending water service shutoffs.

“The findings in our survey give us the first clear picture of the impacts on Californians and our community water systems,” E. Joaquin Esquivel, Chair of the State Water Board, stated in a news release. “Results of this survey are critical data points to inform state and federal policymakers as we consider additional relief options for water systems and community members.”

State Water Board staff estimated “household debt” as at least \$1 billion, but that estimate included debt for other services, such as electricity and trash services that are all included on one bill at some utilities.

“ACWA appreciates the hard work and collaborative effort undertaken by the State Water Board staff in conducting the surveys. It is no surprise that the water debt estimates are significant, and they underline the need to obtain additional COVID-19 water-related financial assistance,” said ACWA Deputy Executive Director for Government Relations Cindy Tuck. ACWA collaborated with the State Water Board and other organizations in the preparation of the survey questions.

During the public meeting, Tuck encouraged Gov. Gavin Newsom and his Administration to advocate with stakeholders in Washington, D.C. for such federal funding. ACWA has been actively engaged in a federal coalition advocating for financial COVID-19 relief for water systems and their customers. Tuck also noted at the meeting that ACWA member agencies have an excellent track record of working with their customers on payment plans.

Among the results presented, staff estimated that 1.6 million households have some level of water debt. Of those, an estimated 155,094 accounts have debt over \$1,000, and that number may include debt for other utility services beyond water (e.g., electricity and trash services).

The State Water Board staff estimates that up to 25 small/medium water systems may require emergency financial assistance within six months. Many systems reported that they were taking steps to reduce costs, including delaying capital improvement projects, to protect financial stability. The survey results were based on 406 responses from small and medium water systems with fewer than 10,000 connections and 131 responses from large systems with more than 10,000 connections.

ACWA encouraged member agencies that were contacted as part of the survey efforts to participate. ACWA staff will continue to engage in this issue and keep members apprised. ACWA has a working group that is providing input on issues related to the suspension of shutoffs, including the financial impacts and federal and state action.

More information about the survey results is available at [www.waterboards.ca.gov](http://www.waterboards.ca.gov).

## **Drowning in Debt: The Financial Impacts of COVID-19 on Small Community Water Systems**

The Pacific Institute, in collaboration with project partners, is providing information for advocates and policymakers to address revenue declines experienced by U.S. small community water systems and debt accumulation by their customers due to the COVID-19 crisis.

More than 45,000 small community water systems (defined as those serving fewer than 10,000 people) exist in the United States. These small community water systems are distributed across the country, serving 53 million people across rural and urban settings, on tribal reservations, in the midst of huge metropolises, and in growing communities.

### **The Challenge**

Small community water systems often lack financial reserves. Despite their critical role in providing a vital resource to their communities, they are frequently overlooked in state and federal stimulus and aid packages. The continuing COVID-19 pandemic has affected small systems disproportionately, jeopardizing both the financial health of the water systems themselves and the public health and welfare of the people they serve. The pandemic has exacerbated pre-existing challenges for the water systems and poorer communities faced with rapidly rising water bills, financial and cyber insecurity, and the rising costs of treating new contaminants in their water and wastewater.

Analysis of national and California level surveys shows the unequal distribution of direct and indirect impacts on small community water systems, including impacts to revenues and expenses, staffing, financial reserves, and affordability and debt among their customers. The financial hardships of the pandemic are leading to delays in capital projects and rate increases, which may have long term impacts on the ability of small systems to supply safe water to their customers.

### **Case Studies and Data Reveal Scope of Impacts**

A set of case studies demonstrates the breadth and depth of challenges small community water systems face due to the COVID-19 pandemic across the U.S. These case studies highlight the water system struggles within real communities affected by the pandemic. The case studies include the Hilmar County Water

District in California, the Sultana Water District in California, the Village of Chama in New Mexico, and the Village of Manokotak in Alaska.

In addition to the case studies, data summaries and a spreadsheet will soon be available containing raw, anonymized data from two California State Water Resources Control Board surveys, a May survey from the Rural Community Assistance Partnership (RCAP), and two surveys from the Illinois Section of the American Water Works Association. The data will be downloadable for analysis and will contain summaries of all the data sources.

### **The Study Team**

The Pacific Institute and the Rural Community Assistance Partnership collaborated on this study. An advisory group (including representatives from Clean Water Action, the Community Water Center, the Leadership Counsel for Justice and Accountability, the National Association of Clean Water Agencies, and the Water Foundation) provided suggestions and recommendations on methods, data sources, and policy recommendations and reviewed earlier drafts of the materials posted here.

For additional information, contact [info@pacinst.org](mailto:info@pacinst.org)

or visit [www.pacinst.org/SWCS](http://www.pacinst.org/SWCS)

## **A New CW3E Fieldwork Season Begins**

**February 10, 2021**

**Center for Western Weather and Water Extremes  
Scripps Institute of Oceanography at UC San Diego**

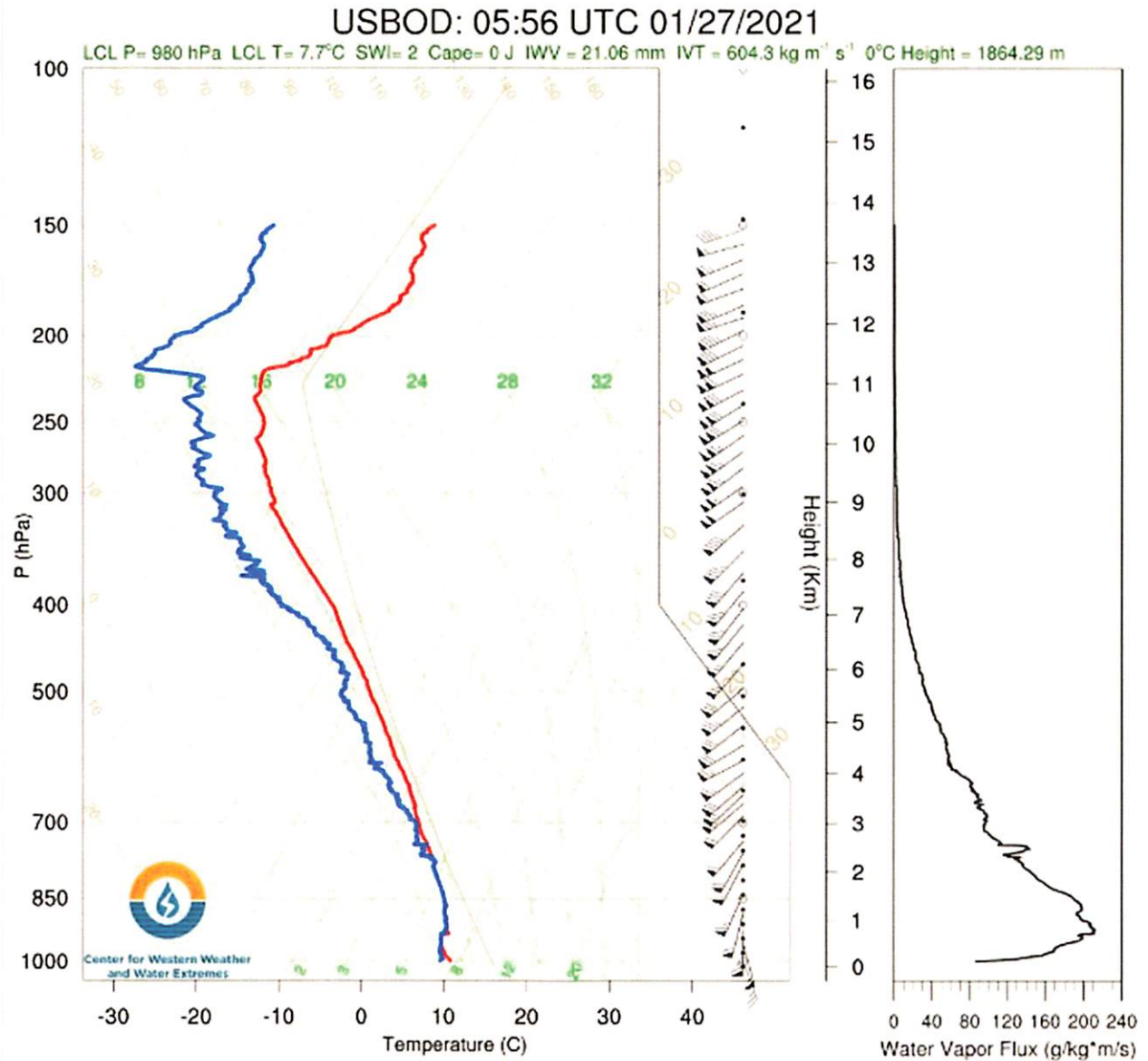
The Center for Western Weather and Water Extremes (CW3E) 2021 fieldwork season is off to a busy start with a series of atmospheric river events that arrived in January. Due to COVID-19, this year's field season looks a little different than in seasons past. Rather than rotating crews from week-to-week, two dedicated teams headed to Northern California for the full duration of the wet season to sample impactful atmospheric river events.

One team is launching radiosondes from the UC Davis Bodega Marine Laboratory in Bodega Bay, CA (coastal site), while the other is launching from a Yuba Water Agency warehouse in Marysville in Yuba County (Sierra foothills site). The teams have been following all county, state and federal recommended health and safety protocols to minimize COVID risk in the field amidst the ongoing pandemic. Teams have also coordinated with partner organizations including Yuba Water Agency and vetted all fieldwork plans through UCSD's Research Ramp Up process to ensure we are following the most conservative protocols and staying safe.

One of the first atmospheric river events recorded this season was a moderate event from 26-29 January, with a peak integrated water vapor transport (IVT) of  $604.3 \text{ kg m}^{-1} \text{ s}^{-1}$  and integrated water vapor (IWV) of 21.06 mm at Bodega Bay at 0556Z 27 January 2021 (Figure 1). The highest precipitation accumulations occurred at the Boyes Creek Canyon location in the Lake Mendocino watershed, which recorded over 2 inches of precipitation between 26 January and 29 January.

In between storm events, the remote field teams hope to install a new soil meteorological (SMOIL) station in the Yuba River Watershed and Micro Rain Radar stand-alone stations in South Lake Tahoe and Truckee, CA. They also plan to conduct maintenance on existing sites in the Russian River watershed.

The CW3E plans to continue releasing radiosondes, and if possible, collecting manual streamflow measurements and isotope samples during atmospheric river events throughout this winter season. The radiosonde data are shared with the National Weather Service WFOs throughout Western Region, as well as transmitted to the Global Telecommunications System for ingest into global numerical weather prediction models. This campaign supports current efforts to understand and improve forecasts of ARs in the Russian River and Yuba/Feather Watersheds, as a part of Forecast-Informed Reservoir Operations (FIRO). For an overview of our collaboration with Yuba Water Agency for data collection for FIRO, head over to their website and read their recent news post [here!](#)



*A radiosonde launch completed at Bodega Bay (0556Z 27 January 2021) showing the peak IVT recorded at BOD during this AR: 604.3 kg m<sup>-1</sup> s<sup>-1</sup>.*

# WATERNEWSNETWORK

## SAN DIEGO COUNTY WATER AUTHORITY

COVID-19 relief funds to provide water bill offsets for financially strapped residents. Photo: San Diego County Water Authority

### [Agencies Seek Relief Funds to Cover Delinquent Water Bills](#)

February 18, 2021

Water agencies across the region are seeking help from the County of San Diego and the 18 incorporated cities in the county to provide essential financial relief for households throughout the county that are facing growing water bill delinquencies due to the COVID-19 pandemic.

The water agencies are asking that the cities and the county allocate state and federal COVID relief funds to provide water bill offsets for [financially strapped residents](#). Local water suppliers “have not received any COVID-related funding assistance to help address the substantial water debt held by residents of our communities that would help to provide much-needed relief to water ratepayers,” according to mid-February [letters](#) from water officials to county and city leaders.

### Helping with water debt repayment a “high priority”

“It’s very important to prioritize helping those San Diegans first who are at greatest risk of serious economic harm as a result of the pandemic so they can avoid exacerbating their dire financial conditions as the pandemic lingers,” said the letters. “We believe that helping residents with water debt repayment should be one of those high priorities, and we look forward to working with you in the coming weeks to ensure that COVID relief funds that you receive from the State or through direct federal allocation are shared in the same spirit of partnership that we reach out to you today.”

The letters were signed by the [San Diego County Water Authority](#) and 12 of its member agencies: the cities of Del Mar, Escondido and Oceanside, Sweetwater Authority, Otay Water District, Olivenhain Municipal Water District, Helix Water District, Padre Dam Municipal Water District, Vallecitos Water District, Vista Irrigation District, Rincon del Diablo Municipal Water District, and Valley Center Municipal Water District. [California American Water](#), which serves Coronado and Imperial Beach, also signed the letters.

### Debt crisis

“The water suppliers would commit to see that any resources received are allocated directly to offset water bill delinquencies that have accumulated since the beginning of the COVID pandemic, or that have materially increased over the past 10 months,” said the letters.

“This accumulation of debt – along with other utility, rent, and unpaid bill debt – threatens to create a long-term and enveloping household economic crisis for thousands of San Diegans. While the water supplier community has worked closely with our Congressional partners and the Newsom Administration, there has not been COVID financial relief forthcoming directly to water suppliers to help customers with the growing crisis of household water debt.”

## Pandemic-related water bill debt

Recent reports show that nearly 70,000 households in San Diego County have accumulated pandemic-related water bill debt. It is estimated that San Diego County customers alone owe as much as \$50 million in water bill payments that are currently delinquent and in arrears as a direct result of the pandemic.

## \$1 billion in unpaid water bills

The State Water Resources Control Board recently released the results of a [statewide survey](#) of water systems which found that California residents owe an estimated \$1 billion in unpaid water bills that have accumulated since the Governor issued COVID-related emergency orders in early April 2020.

Under California law, water agencies are prohibited from taking money from reserves to pay off the debt for ratepayers behind on their bills. “As a result, an independent source of funds, separate and apart from rate revenue, is necessary to provide the types of rate offsets and relief that are so desperately needed by our customers,” the letters state.

The San Diego County Water Authority and its [24 retail member agencies](#) do not make a profit. Rather, rates and charges support the infrastructure and supply that provides the safe, reliable water that fuels the region’s economy and quality of life.



## Water Law Symposium: Climate Change Adaptation, Equity, And Water: Maven Conferences and Seminars, February 18, 2021

### State Water Board Member Laurel Firestone Talks About the Need to Bring Equity into Our Climate Adaptation Actions

*“These are some of the many strategies that are needed to rise to the occasion of a changing climate, but also in each of our actions, programs, and projects, we need to intentionally bring equity into our goals and strategies,” Ms. Firestone said. “So what does that mean? It means we examine disproportionate impacts in ongoing actions and programs. And to do that effectively, we need to meaningfully engage and collaborate transparently with impacted communities, and that can allow us to proactively plan and prepare for emergencies with vulnerable communities. We need to prioritize proactive investments in environmental justice and frontline communities in a way that both addresses harms, and can provide some safety net and build resilience as we go forward.”*

As the implementation of the Sustainable Groundwater Management Act (or SGMA) continues, we need to work through how to manage groundwater sustainably, especially in the most critically overdrafted basins, she said.

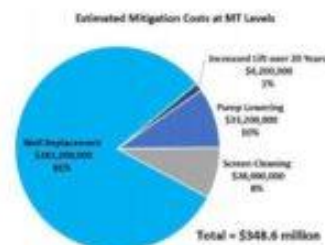
*“We should be deliberately looking at what are the impacts of groundwater management on our most vulnerable communities, and what is the opportunity to approach this work to avoid further impacts and build resilience in our communities,”* said Ms. Firestone.

She pointed out that the most critically overdrafted basins are in the San Joaquin Valley, and 95% of the community water drinking water systems in the San Joaquin Valley rely on groundwater as their primary source of drinking water. Many of the most vulnerable communities aren't even part of community water systems and rely on shallow domestic wells. Even most community water systems are very small and often rely on only one or two wells for their entire community water supply.

#### SGMA: Drinking Water

##### NGO regional study:

- Between roughly 4,000 and 12,000 drinking water wells will go partially or completely dry by 2040
- Between roughly 46,000 and 127,000 people will lose some or all of their primary water supply by 2040
- It will cost between \$88 million to \$359 million in costs to restore access to drinking water



A study was done of the [Groundwater Sustainability Plans](#) submitted for the critically overdrafted basins in parts of the San Joaquin Valley, which considered the impact on drinking water for both domestic wells and small community water systems and the plans' thresholds for sustainability.

*“This allows us to first fully understand the impacts, and through meaningful engagement with impacted communities, be able to build collaborations on what might be an effective mitigation and adaptation strategies. We need to plan to avoid these impacts but also consider droughts and ongoing stresses. We need to target and proactively invest in mitigation projects that can address those needs to make sure communities don’t end up without drinking water or no water supply at all. We need to build long term resiliency.”*

## SAFER Drinking Water Program

SAFER = Safe and Affordable Funding for Equity and Resilience



Ms. Firestone said the biggest example of how to build equity and resilience in the face of climate change is the new Safe and Affordable Funding for Equity and Resilience Program or SAFER program at the water board. The goal of the program is to ensure that every Californian has access to safe drinking water and achieve the state’s policy of

the human right to water. Senate Bill 200 set up funding of \$130 million per year focused on providing safe drinking water.

*“We’ve pulled together all of our resources, not just in that particular funding source, but all of our drinking water funding sources, so we have a lot for capital projects beyond \$130 million,” she said. “Our work within our Division of Drinking Water, expanding our Office of Public Participation, and establishing an advisory group is helping us develop the way that we’re implementing this program.”*

*“The State Water Board is trying to build meaningful engagement into how we do this work,” she continued. “First, the advisory committee is primarily impacted residents, but also local water systems, technical assistance providers, and local jurisdictions so we can have really robust and diverse stakeholder discussions about how to best use the resources to best achieve these goals. We also have community engagement methods, processes, and practices built into much of the work that we are funding that we’re doing through Division of Drinking water’s implementation tools.”*

The SAFER program includes an annual needs assessment that allows the Board to look at who doesn’t have safe drinking water, who is at risk of not having safe drinking water, and what the cost might be. *“Those costs need to include not just looking at how to get people safe drinking water now, but also how to build that resilience into the future. So that’s something we’re working towards making sure that as we invest these funds, we are helping communities connect to other communities, have backup sources, and have the kind of infrastructure we need, given this changing climate that we’re in.”*

## Affordability – COVID Survey

- \$1 billion in household debt
- \$600-700 million is drinking water specific debt
- 1.6 million households have water debt
- Average debt amount is \$500 per household
- Up to 25 small/medium water systems are at extreme risk and may require emergency assistance within 180 days.



Zip codes with highest overall numbers of >\$1,000 debt accounts are all located in the Los Angeles area

Finally, Ms. Firestone noted that the current pandemic and some of the immediate ways that the pandemic has manifested in the water sector that has exacerbated existing inequalities.

*“Much like the drought, we’re really in an unprecedented emergency that is resulting in severe threats to drinking water access in the state,” she said. “So the water board has just taken on a survey looking at the economic impacts of what this means for both households and household debt, as well as drinking water systems and ability to operate and financial capacity. What we’ve seen from that and what we’ve learned is that there is already about a billion dollars in household debt that has built up over the last year or from drinking water bills that folks who have not been able to pay. Of that, most of that is drinking water-specific debt. But there’s also a recognition that there are other charges that can be for wastewater or stormwater on drinking water bills. And in some cases, when you have joint agencies, you even have energy bills on the same bill as water bills.”*

*“We have also seen that individual small water systems where most of the customers or a significant number haven’t been able to pay their water bills are seeing really severe financial risks to their ability to operate,” she continued. “Just in the survey that we looked at, within the next few months, we are looking at some systems being in real financial crisis. We looked at the zip codes of where this is occurring and found, not surprisingly, that there are really clear racial and economic disparities. And so we see higher percentages in black and Hispanic households in terms of both the percentage of households that have debt and the level of that debt. And this is true, even when you normalize for or factor in economic levels.”*

For the full article, go to <https://mavensnotebook.com/2021/02/18/water-law-symposium-climate-change-adaptation-equity-and-water/>

## California's aging dams face new perils, 50 years after Sylmar quake crisis

Los Angeles Times FEB. 10, 2021 6 AM PT

By LOUIS SAHAGÚN

It was a harrowing vision of the vulnerability of aging California dams — crews laboring feverishly to sandbag and drain the lower San Fernando Reservoir, as billions of gallons of Los Angeles drinking water lapped at the edge of a crumbling, earthquake-damaged embankment that threatened catastrophe on the neighborhoods below.

Although the 1971 San Fernando earthquake and the near failure of the Lower Van Norman Dam have given rise to construction improvements — the much newer Los Angeles Dam survived an equivalent shaking in the 1994 Northridge quake — the overwhelming majority of California dams are decades past their design life span.

And while earthquakes still loom as the greatest threat to California's massive collection of dams, experts warn that these aging structures will be challenged further by a new and emerging hazard: “whiplashing shifts” in extreme weather due to climate change.

“The biggest issue facing dam safety in California is aging infrastructure and lack of money to fund repairs and retrofits of dams,” said Sharon K. Tapia, who leads the Division of Safety of Dams at the California Department of Water Resources. “Many older dams were built using construction methods considered outdated by today's standards.”

Federal engineers have found that three major dams in Southern California — Whittier Narrows, Prado and Mojave River — are structurally unsafe and could collapse in a significant flood event and potentially inundate millions of people downstream.

Federal engineers have found that the Mojave River Dam could collapse in an extreme flowing event and flood nearby communities.

(Gina Ferazzi / Los Angeles Times)

Each has been reclassified as “high urgency structures” amid growing concerns that they were designed and built on 20th century assumptions and hydrological records that did not anticipate the region being hit more frequently by storms that were previously regarded as once-in-a-lifetime events.

“Even if engineers had made risk assessments that were accurate at the time these structures were built, they aren't accurate now, and won't be anymore due to climate change,” said Daniel Swain, a UCLA climatologist.

These extreme weather events compound problems posed by earthquakes, which are inherently unpredictable and can cause safety problems that remain hidden or hard to identify.



Such was the case when the San Fernando, or Sylmar, quake struck before dawn 50 years ago this week and nearly collapsed the Lower Van Norman Dam in Granada Hills.



## **CALIFORNIA**

### **50 years ago, the Sylmar earthquake shook L.A., and nothing's been the same since**

**Feb. 9, 2021** The 1,100-foot dam, which began construction in 1912, held 3.6 billion gallons of water on the morning of Feb. 9, 1971. Due to earthquake concerns identified five years earlier, the reservoir was ordered to be kept below full capacity, and on that morning the water level measured 36 feet below the lip of the dam.

The top 30 feet of the rolled earth dam crumbled and sank into the reservoir, leaving the water only six feet from the top with fresh chunks of earth falling off with each aftershock. Not since 1925, when a 6.8-magnitude quake destroyed the Sheffield Dam and sent 30 million gallons of water coursing through Santa Barbara, had California faced such a seismic-related crisis.

Authorities ordered the evacuation of 80,000 people living below the dam in an area bounded by the San Diego Freeway on the east, Victory Boulevard on the south, Balboa Boulevard on the west and Rinaldi Street on the north.

Engineers spent the next three days pumping water from the dam through a 24-inch hole cut in an aqueduct pipe. Scientists later estimated that collapse of the dam would have killed as many as 123,400 people.

The brush with catastrophe prompted seismic reevaluations and retrofits of dams throughout the state, most of them built for a 50-year life span. The average age of a California dam, state dam safety officials say, is 70.

Today, about 75% of the 1,250 dams regulated by the state Department of Safety of Dams are more than 50 years old. In addition, 250 are classified as “extremely high hazard,” indicating that their failure or misoperation is expected to result in loss of life and economic damage.

A scenario published by the U.S. Geological Survey warns that a rare mega-storm, or what experts call an Arkstorm, could last for weeks, causing structural and economic damage that would amount to \$725 billion statewide.

Until only recently, it was thought that a flood of the magnitude similar to the one that hit California during the rainy season of 1861-62 and dropped 36 inches of rain on Los Angeles, could only occur every 1,000 to 10,000 years.

Recent studies, however, suggest that the chances of seeing another flood of that size over the next 40 years are about 50-50.

The U.S. Army Corps of Engineers has determined that the aging Whittier Narrows Dam could fail in the event of heavy rains, placing 1.25 million people in 25 working-class, mostly Latino communities downstream at risk of catastrophic flooding.  
(Irfan Khan / Los Angeles Times)

Now, the U.S. Army Corps of Engineers' top priorities in Southern California include spending an estimated \$600 million to upgrade the 62-year-old Whittier Narrows Dam, built in a natural gap in the hills about 11 miles east of downtown Los Angeles.

The earthen dam was placed in the agency's highest risk category when it determined three potential failure modes threatened more than 1 million people downstream from Pico Rivera to Long Beach. They included the premature opening of the San Gabriel River Spillway gates, erosion resulting from water piping through the foundation of the dam and overtopping during an extreme flood event.

Federal engineers say that while the first would result in downstream flooding, the latter two could result in catastrophic failure of a structure built to rein in one of the steepest rivers in the U.S. From its boulder-strewn forks in the San Gabriel Mountains, the river plunges some 9,900 feet to Irwindale.

The modifications to prevent the dam from failing if overtopped include placing roller-compacted concrete on the crest and downstream slope of the embankment and improving the seepage control system with trench drains and other features.

The project is expected to be completed by 2026, officials said, with environmental monitoring extending through 2031.

In 2019, the Army Corps determined that a significant flood event could compromise the concrete slab of the spillway of the 80-year-old Prado Dam on the Santa Ana River, potentially flooding an estimated 1.4 million people in dozens of Orange County communities from

Disneyland to Newport Beach. Untamed, the Santa Ana River has been as fickle as it has been destructive.

It took what has been called the “storm of the century” in March of 1938 to spur action. Devastating rains lashed Southern California, leaving 119 people dead, 2,000 homeless and 68,400 acres under water, and bringing President Roosevelt west to survey the wreckage. Prado Dam, located next to the 91 Freeway on the border of Riverside and Orange counties, was originally designed to control a flood 2½ times the size of a major inundation in 1938. (Allen J. Schaben / Los Angeles Times)

Prado Dam, located next to the 91 Freeway on the border of Riverside and Orange counties, was originally designed to control a flood 2½ times the size of the 1938 inundation.

The risk factor for the 50-year-old Mojave River Dam protecting the high desert communities of Victorville, Hesperia, Apple Valley and Barstow was heightened from “low” to “high urgency action” in 2019 because of “performance concerns.”

Federal engineers say failure of the 200-foot-tall earthen dam on the northern flanks of the San Bernardino Mountains could send water rushing down the Mojave River channel, inundating 16,000 people and \$1.5 billion in property as far as Baker, more than 100 miles northwest.

The Army Corps is evaluating risk-reduction measures including hardening the dam to prevent erosion and collapse if water flows over the top. The lessons of dam vulnerabilities are often written in lost lives and economic devastation.

One of California’s worst disasters was the collapse of the St. Francis Dam in northern Los Angeles County on March 12, 1928. Its failure prompted the creation of the California Dam Safety Program. A muddy wall of water as high as 70 feet carved a 70-mile path of destruction in a 5½-hour rampage from San Francisquito Canyon to the Pacific Ocean near Oxnard, killing more than 450 people.

More than 900 buildings were destroyed, 300 heavily damaged and almost 24,000 acres of agricultural land were washed away.

The dam was full to the spillway from spring rains when two sides of the 700-foot-long dam collapsed, spewing out 12 billion gallons of water.

A state commission reported the dam failed because it was poorly constructed and located on a geologically unstable site.

The Baldwin Hills Reservoir, which was constructed by the Los Angeles Department of Water and Power, was not subject to state safety oversight when nearly 250 million gallons of water burst through its northern wall in late 1963. Five people were killed and \$15 million in property damages occurred as a result of the breach, which was attributed to subsidence beneath the dam that allowed water to seep into the shear zones in the underlying rock causing erosion to worsen rapidly.

The clues to the spillway failure at Oroville Dam in 2017, however, were embedded deep in the record files and unrecognized by officials before the structure broke apart. A chronicle of problems when the spillway was used — cracking in the concrete surface and unexpectedly large amounts of water exiting drains under the deck — suggested something was wrong. But annual inspections gave the state false confidence that the spillway could handle a big flood event.

On Feb. 7, 2017, the concrete spillway of the 700-foot-tall dam fell apart during the release of water after heavy rains.

The erosion of its emergency spillway, which was basically a hill of dirt that federal engineers believed would rarely, if ever, be used, triggered the evacuation of more than 180,000 people.

The head of the California Water Resources Department, which operates the dam, was removed after an independent probe found the failure was the result of a lax safety culture.

“Emerging data of massive simulations of flooding suggest that existing flood control systems are a ticking time bomb,” said Brett Sanders, a professor of civil engineering at UC Irvine. “Southern California, in particular, is completely unprepared to deal with the consequences.”

“Once the water goes outside of the structures intended to rein it in, it will go everywhere,” he said, “and there will be little time to get out of its way.” “Unfortunately, much of the ongoing research is focused on climate change and engineering strategies,” he added. “We ought to start spending more time studying the potential catastrophic risks to working-class communities in the floodplains.”

---





## California Transportation Commission

### 2021 Active Transportation Program Staff Recommendations

Good afternoon stakeholders,

Today, the California Transportation Commission (Commission) released staff recommendations for the statewide and small urban and rural components of the 2021 Active Transportation Program. The recommendations are available on the Active Transportation Program [website](#). The website also includes lists of all application scores in score order and by county.

The Commission received 454 project applications, totaling \$2.3 billion in ATP funding requests and valued at approximately \$3.4 billion. A multidisciplinary evaluation team consisting of 100 active transportation stakeholders reviewed the project applications based on the screening and evaluation criteria established in the Commission's adopted guidelines.

\* Commission staff is recommending 50 projects for funding in total. In the statewide component, Commission staff is recommending 41 projects, including the Active Transportation Resource Center, for a total of \$241.5 million in funding. This total is in addition to the \$4.4 million in quick-build pilot program projects adopted at the October 2020 Commission meeting. In the small urban and rural component, Commission staff is recommending nine projects for a total of \$44.2 million in funding.

The Commission will consider the statewide and small urban and rural staff recommendations for adoption at its March 24-25, 2021 meeting. Recommendations for the Metropolitan Planning Organization component will be released in May and considered at the June 2021 Commission meeting.

Applicants who wish to schedule a debrief call or obtain a score sheet should contact Elika Changizi at [Elika.Changizi@catc.ca.gov](mailto:Elika.Changizi@catc.ca.gov). Please include the Application ID(s) and ATP cycle(s) of the application(s) you are referencing.

Other questions regarding the staff recommendations should be directed to Laurie Waters, Active Transportation Program Manager, at (916) 651-6145 or [Laurie.Waters@catc.ca.gov](mailto:Laurie.Waters@catc.ca.gov).

**California Transportation Commission  
2021 Active Transportation Program - Statewide Component  
Staff Recommendations  
(\$1000s)**

Application ID	County	Project Title	Total Project Cost	Recommended Funding	21-22	22-23	23-24	24-25	PA&ED	PS&E	ROW	CON	CON NI	Project Type	DAC	SRTS	Final Score
Active Transportation Resource Center	Various	Active Transportation Resource Center	\$ 4,000	\$ 4,000	\$ -	\$ -	\$ 2,000	\$ 2,000	\$ -	\$ -	\$ -	\$ -	\$ 4,000	Non-Infrastructure	N/A	N/A	N/A
3-Sacramento, City of-1	Sacramento	Franklin Boulevard Complete Street Project	\$ 16,265	\$ 9,323	\$ -	\$ -	\$ 9,323	\$ -	\$ -	\$ -	\$ -	\$ 9,323	\$ -	Infrastructure - Large	x		99
4-Oakland, City of-1 <sup>5</sup>	Alameda	7th Street Connection Project	\$ 21,037	\$ 14,180	\$ -	\$ -	\$ -	\$ 14,180	\$ -	\$ -	\$ -	\$ 14,180	\$ -	Infrastructure - Large	x		98
6-Huron, City of-1*	Fresno	City of Huron Bicyclist and Pedestrian Safety Improvement Project	\$ 1,969	\$ 1,769	\$ 125	\$ 1,644	\$ -	\$ -	\$ 25	\$ 100	\$ -	\$ 1,644	\$ -	Infrastructure - Small	x	x	98
8-Perris, City of-1	Riverside	City of Perris Bike and Pedestrian Network Project	\$ 1,999	\$ 1,931	\$ 35	\$ 1,896	\$ -	\$ -	\$ -	\$ -	\$ -	\$ 1,896	\$ 35	Infrastructure + NI - Small	x		97
8-San Bernardino County-2*	San Bernardino	Muscoy Area Safe Routes to School Pedestrian Improvements Project	\$ 2,355	\$ 1,881	\$ 112	\$ 463	\$ -	\$ 1,306	\$ 112	\$ 160	\$ 303	\$ 1,271	\$ 35	Infrastructure + NI - Medium	x	x	97
6-Fresno County-1	Fresno	Biola Community Sidewalks	\$ 1,498	\$ 1,255	\$ -	\$ -	\$ 1,255	\$ -	\$ -	\$ -	\$ -	\$ 1,255	\$ -	Infrastructure - Small	x	x	96
7-Los Angeles, City of-3*	Los Angeles	SRTS Carver Middle, Ascot Avenue and Harmony Elementary Schools	\$ 6,700	\$ 6,030	\$ 801	\$ -	\$ 290	\$ 4,939	\$ 801	\$ 290	\$ -	\$ 4,939	\$ -	Infrastructure - Medium	x	x	96
7-Los Angeles, City of-5*	Los Angeles	SRTS Panorama City Elementary School Project	\$ 6,832	\$ 6,149	\$ 756	\$ -	\$ 329	\$ 5,064	\$ 756	\$ 329	\$ -	\$ 5,064	\$ -	Infrastructure - Medium	x	x	96
3-Sacramento County-2	Sacramento	South Sacramento County Safe Routes to School Project	\$ 1,948	\$ 1,948	\$ 95	\$ 390	\$ 1,461	\$ -	\$ 95	\$ 190	\$ 200	\$ 1,381	\$ 80	Infrastructure + NI - Small	x	x	96
8-Ontario, City of-1*	San Bernardino	Vine Ave & B St Bike Boulevard Project	\$ 4,881	\$ 4,392	\$ 513	\$ -	\$ 3,879	\$ -	\$ 45	\$ 488	\$ -	\$ 3,879	\$ -	Infrastructure - Medium	x		96
5-Watsonville, City of-1 <sup>5</sup>	Santa Cruz	Safer Access to Pejaro Valley High School and Beyond	\$ 15,823	\$ 11,709	\$ 1,168	\$ 10,541	\$ -	\$ -	\$ -	\$ -	\$ 521	\$ 10,541	\$ 647	Infrastructure + NI - Large	x	x	96
7-Long Beach, City of-1*	Los Angeles	Downtown Long Beach Walkable Corners	\$ 8,771	\$ 7,893	\$ 768	\$ 450	\$ -	\$ 6,675	\$ 225	\$ 450	\$ -	\$ 6,675	\$ 543	Infrastructure + NI - Large	x		95
7-Maywood, City of-1	Los Angeles	City of Maywood Active Transportation Plan	\$ 263	\$ 263	\$ 263	\$ -	\$ -	\$ -	\$ -	\$ -	\$ -	\$ -	\$ 263	Plan	x	x	95
10-Mariposa County-1*	Mariposa	Mariposa Elementary School Connectivity Project	\$ 1,900	\$ 1,900	\$ 100	\$ -	\$ 1,800	\$ -	\$ 100	\$ -	\$ -	\$ 1,800	\$ -	Infrastructure - Small	x	x	95
10-Mariposa County-2	Mariposa	Mariposa Creek Parkway	\$ 5,176	\$ 4,415	\$ 200	\$ 1,200	\$ -	\$ 3,015	\$ 200	\$ 450	\$ 750	\$ 3,015	\$ -	Infrastructure - Medium	x		95
8-Riverside County-10*	Riverside	Riverside County Safe Routes for All - San Jacinto	\$ 600	\$ 600	\$ -	\$ 600	\$ -	\$ -	\$ -	\$ -	\$ -	\$ -	\$ 600	Non-Infrastructure	x	x	95
11-San Diego Association of Governments (SANDAG)-1	San Diego	Orange Family Friendly Street Project	\$ 5,660	\$ 4,317	\$ -	\$ 4,317	\$ -	\$ -	\$ -	\$ -	\$ -	\$ 4,317	\$ -	Infrastructure - Medium	x	x	95
5-San Luis Obispo County-1 <sup>5</sup>	San Luis Obispo	San Luis Obispo County-Bob Jones Trail Gap Closure	\$ 23,414	\$ 18,248	\$ 2,295	\$ 15,953	\$ -	\$ -	\$ -	\$ 321	\$ 1,974	\$ 15,953	\$ -	Infrastructure - Large	x		95
2-Redding, City of-2*	Shasta	Turtle Bay to Downtown Gap Completion Project	\$ 3,935	\$ 2,685	\$ -	\$ -	\$ 50	\$ 2,615	\$ -	\$ -	\$ 50	\$ 2,482	\$ 153	Infrastructure + NI - Medium	x	x	95
4-Fairfield, City of-1 <sup>5</sup>	Solano	West Texas Street Complete Streets Project	\$ 16,922	\$ 10,903	\$ -	\$ 955	\$ 9,948	\$ -	\$ -	\$ 838	\$ -	\$ 9,948	\$ 117	Infrastructure + NI - Large	x	x	95
3-West Sacramento, City of-2	Yolo	Sycamore Trail (Phase 2) Bicycle/Pedestrian Overcrossing	\$ 11,538	\$ 3,500	\$ 3,500	\$ -	\$ -	\$ -	\$ -	\$ -	\$ -	\$ 3,500	\$ -	Infrastructure - Large	x		95
6-Fresno, City of-1	Fresno	Kids Crossing: Safe Routes to School in South Fresno	\$ 1,636	\$ 1,636	\$ 141	\$ 14	\$ 1,481	\$ -	\$ 3	\$ 138	\$ 14	\$ 1,441	\$ 40	Infrastructure + NI - Small	x	x	94
1-Arcata, City of-1	Humboldt	Arcata Annie & Mary Trail Connectivity Project	\$ 5,288	\$ 4,220	\$ 67	\$ 495	\$ 3,658	\$ -	\$ 67	\$ 240	\$ 255	\$ 3,658	\$ -	Infrastructure - Medium	x		94
7-South El Monte, City of-1	Los Angeles	South El Monte Safe Routes to School Pedestrian Safety Project	\$ 1,637	\$ 1,637	\$ 140	\$ 1,497	\$ -	\$ -	\$ 10	\$ 130	\$ -	\$ 1,497	\$ -	Infrastructure - Small	x	x	94
11-Oceanside, City of-1*	San Diego	Laurel Elementary Safe Routes to School	\$ 1,535	\$ 1,522	\$ 447	\$ 1,075	\$ -	\$ -	\$ 160	\$ 160	\$ -	\$ 1,075	\$ 127	Infrastructure + NI - Small	x	x	94
6-Porterville, City of-2	Tulare	Butterfield Stage Corridor (Henderson Avenue to Date Avenue)	\$ 4,850	\$ 4,000	\$ -	\$ 4,000	\$ -	\$ -	\$ -	\$ -	\$ -	\$ 4,000	\$ -	Infrastructure - Medium	x		94
6-Porterville, City of-4	Tulare	Butterfield Stage Corridor (W North Grand Ave to College Ave)	\$ 7,750	\$ 7,100	\$ -	\$ 7,100	\$ -	\$ -	\$ -	\$ -	\$ -	\$ 7,100	\$ -	Infrastructure - Large	x		94

**California Transportation Commission  
2021 Active Transportation Program - Statewide Component  
Staff Recommendations  
(\$1000s)**

Application ID	County	Project Title	Total Project Cost	Recommended Funding	21-22	22-23	23-24	24-25	PA&ED	PS&E	ROW	CON	CON NI	Project Type	DAC	SRTS	Final Score
4-Contra Costa County-2*	Contra Costa	North Bailey Road Active Transportation Corridor	\$ 6,845	\$ 6,159	\$ 499	\$ -	\$ 5,660	\$ -	\$ 499	\$ -	\$ -	\$ 5,660	\$ -	Infrastructure - Medium	x	x	93
6-Delano, City of-1*	Kern	ATP-5 SRTS Intersection Enhancement and NI Work Plan	\$ 1,178	\$ 1,164	\$ -	\$ -	\$ 1,164	\$ -	\$ -	\$ 140	\$ -	\$ 949	\$ 75	Infrastructure + NI - Small	x	x	93
7-Bell Gardens, City of-1	Los Angeles	Bell Gardens Complete Streets Improvements - Phase 1	\$ 6,999	\$ 6,499	\$ 200	\$ 6,299	\$ -	\$ -	\$ 200	\$ -	\$ -	\$ 6,299	\$ -	Infrastructure - Medium	x		93
7-Long Beach, City of-2*	Los Angeles	Pacific Avenue Cycle Track	\$ 8,332	\$ 7,498	\$ 225	\$ 1,533	\$ -	\$ 5,740	\$ 225	\$ 675	\$ -	\$ 5,740	\$ 858	Infrastructure + NI - Large	x		93
7-Los Angeles, City of-11* <sup>5</sup>	Los Angeles	Connecting Canoga Park Through Safety and Urban Cooling	\$ 38,655	\$ 30,731	\$ 3,567	\$ -	\$ 1,921	\$ 25,243	\$ 3,567	\$ 1,921	\$ -	\$ 25,243	\$ -	Infrastructure - Large	x		93
7-Los Angeles, City of-4*	Los Angeles	SRTS Berendo Middle and 3 Feeder Elementary Schools Safety Project	\$ 11,057	\$ 9,951	\$ 188	\$ -	\$ 1,598	\$ 8,175	\$ 188	\$ 1,588	\$ -	\$ 8,175	\$ -	Infrastructure - Large	x	x	93
4-Santa Clara County-1	Santa Clara	Active and Safe Routes to a Healthier City	\$ 2,510	\$ 2,510	\$ 2,510	\$ -	\$ -	\$ -	\$ -	\$ -	\$ -	\$ -	\$ 2,510	Non-Infrastructure	x	x	93
5-Santa Cruz, City of-2	Santa Cruz	Santa Cruz Rail Trail Segment 7 Phase 2 Construction	\$ 12,030	\$ 9,184	\$ 9,184	\$ -	\$ -	\$ -	\$ -	\$ -	\$ -	\$ 8,634	\$ 550	Infrastructure + NI - Large	x	x	93
4-Oakland, City of-2 <sup>3</sup>	Alameda	East Oakland Neighborhood Bike Routes	\$ 21,859	\$ 17,269	\$ -	\$ -	\$ 17,269	\$ -	\$ -	\$ -	\$ -	\$ 17,269	\$ -	Infrastructure - Large	x		92
3-El Dorado County-3	El Dorado	Pollock Pines - Pony Express Trail Bicycle and Pedestrian Improvements	\$ 2,000	\$ 1,440	\$ 1,440	\$ -	\$ -	\$ -	\$ -	\$ -	\$ -	\$ 1,440	\$ -	Infrastructure - Small	x		92
11-Imperial Beach, City of-1*	San Diego	9th St Active Transportation Corridor	\$ 3,354	\$ 3,018	\$ 539	\$ 2,479	\$ -	\$ -	\$ -	\$ 539	\$ -	\$ 2,479	\$ -	Infrastructure - Medium	x	x	92
7-Ventura County-2*	Ventura	El Rio Pedestrian Improvement and Safe Route to School Project	\$ 6,980	\$ 6,195	\$ -	\$ 222	\$ 5,973	\$ -	\$ 222	\$ 884	\$ -	\$ 5,089	\$ -	Infrastructure - Medium	x	x	92
11-National City, City of-3 <sup>1</sup>	San Diego	Highland Avenue Inter-City Bike Connection	\$ 1,897	\$ 539	\$ 58	\$ 260	\$ 221	\$ -	\$ 58	\$ 260	\$ -	\$ 221	\$ -	Infrastructure - Small	x		92
			\$ 309,654	\$ 241,541													

\*Prior to programming, Caltrans will contact the applicant for project clarifications.

<sup>3</sup>Project requires a baseline agreement. Please see the SB 1 Accountability and Transparency Guidelines for more information.

<sup>1</sup>The City of National City requested \$1,895,000 for the Highland Avenue Inter-City Bike Connection project. However, only \$539,000 in programming capacity remains. Commission staff will work with the applicant to determine if the project can be delivered with available ATP funding.

<b>Abbreviations, Acronyms, and Initialisms</b>
GON: Construction Phase
DAC: Disadvantaged Community
NI: Non-Infrastructure
PA&ED: Environmental Phase
PS&E: Plans, Specifications & Estimates Phase
ROW: Right-of-Way Phase
SRTS: Safe Routes to School

# Correspondence

**DEPARTMENT OF WATER RESOURCES**

1416 NINTH STREET, P.O. BOX 942836  
SACRAMENTO, CA 94236-0001  
(916) 653-5791



February 2, 2021

Mr. John Friedenbach, General Manager  
Humboldt Bay Municipal Water District  
828 Seventh Street  
Eureka, California 95502

Robert W. Matthews Dam, No. 1013  
Trinity County

Dear Mr. Friedenbach:

The Division of Safety of Dams (DSOD) has reviewed the inundation maps submitted for Robert W. Matthews Dam. It was determined that the dam has one critical appurtenant structure (CAS) and the maps listed below are in substantial compliance with the requirements of Title 23, Division 2, Chapter 1, Article 6 of the California Code of Regulations. Therefore, the following inundation maps are approved:

1. Main Dam (sunny day failure scenario) map dated January 20, 2021.
2. Spillway (sunny day failure scenario) map dated September 10, 2020.

The approved maps will be made publicly available as required by Division 3, Part 1, Chapter 4, section 6161(c) of the California Water Code. An emergency action plan (EAP), based on the approved inundation maps, must now be submitted to the California Governor's Office of Emergency Services (Cal OES) for their review and approval. Upon Cal OES approval, please submit an electronic copy of the approved EAP with a hard copy of the transmittal letter to DSOD.

Pursuant to Division 3, Part 1, Chapter 4, section 6161(e) of the CA Water Code, the EAP and inundation maps must be updated no less frequently than every 10 years, and sooner under conditions that include, but are not limited to, the following: (1) a significant modification to the dam or a critical appurtenant structure as determined by the department, or (2) a significant change to downstream development that involves people and property. Based on the requirement, the approved maps will expire on January 20, 2031. Please submit the updated maps at least six months prior to the expiration date for DSOD's review and approval.

If you have any questions or need additional information, you may contact Dam Safety Engineer Hamed Mousavi at (916) 565-7886 or Project Engineer Vojislav Cvijanovic at (916) 565-7875.

Sincerely,

A handwritten signature in cursive script that reads "Sharon K. Tapia".

Sharon K. Tapia, Chief  
Division of Safety of Dams

cc: (See Attached List.)

Mr. Friedenbach  
February 2, 2021  
Page 2

cc: Ms. Joanne Brandani, Chief  
Dam Safety Planning Division  
Governor's Office of Emergency Services  
3650 Schriever Avenue  
Mather, California 95655

Mr. Frank Blackett, P.E., Regional Engineer  
Federal Energy Regulatory Commission  
100 First Street, Suite 2300  
San Francisco, California 94105



# HUMBOLDT BAY MUNICIPAL WATER DISTRICT

828 SEVENTH STREET, PO BOX 95 • EUREKA, CALIFORNIA 95502-0095

OFFICE 707-443-5018 ESSEX 707-822-2918

FAX 707-443-5731 707-822-8245

EMAIL [OFFICE@HBMWD.COM](mailto:OFFICE@HBMWD.COM)

Website: [www.hbmwd.com](http://www.hbmwd.com)

**BOARD OF DIRECTORS**

SHERI WOO, PRESIDENT

NEAL LATT, VICE-PRESIDENT

J. BRUCE RUPP, SECRETARY-TREASURER

MICHELLE FULLER, DIRECTOR

**GENERAL MANAGER**

JOHN FRIEDENBACH

February 8, 2021

Rachel Hernandez, City of Arcata  
Mandy Mager, City of Blue Lake  
Brian Gerving, City of Eureka  
Rick Hanger, Fieldbrook-Glendale CSD  
TK Williams, Humboldt CSD  
Chris Drop, Manila CSD  
Pat Kaspari, McKinleyville CSD

Dear Municipal Customers:

The purpose of this letter is to transmit information about your domestic water use per the requirements of our Ordinance 16 contracts. The following documents are attached:

- Domestic Water Use Report for CY2020 – Presents total water use and the corresponding Average Daily Water Use for each municipality.
- Moving Five-Year Average Water Use Report for CY2020 – Presents total water use and the corresponding Moving Five-Year Average Water Use for each municipality. It will be used to allocate HBMWD's Drinking Water Treatment Facility costs for fiscal year 2021-22.
- Peak Rate Allocation by Municipality for CY2020 – Presents maximum daily water use by month for each municipality. The contract peak rates will continue to be used to allocate HBMWD's Base Water Facility costs for fiscal year 2021-22.

Information on daily water use has been sent with monthly billing statements on an ongoing basis.

Sincerely,

A handwritten signature in cursive script that reads "John Friedenbach".

John Friedenbach  
General Manager

Domestic Water Use for CY2020 (millions of gallons)									
Month	Arcata	Blue Lake	Eureka	Fieldbrook	HBMWD	HCSD	Manila	McK CSD	Total
Jan-20	48.685	4.491	102.870	4.096	10.972	28.130	2.545	38.614	240.403
Feb-20	45.511	4.208	92.420	3.883	14.938	22.553	2.306	34.670	220.489
Mar-20	49.018	4.408	103.940	4.221	8.921	25.899	2.708	40.756	239.871
Apr-20	43.115	5.370	94.760	4.134	7.893	25.385	2.776	40.280	223.713
May-20	43.612	4.698	103.030	4.574	5.560	24.748	2.737	40.232	229.191
Jun-20	52.360	6.976	112.660	5.747	6.127	17.929	3.605	48.965	254.369
Jul-20	60.451	7.657	122.600	7.995	8.496	20.787	4.256	56.880	289.122
Aug-20	61.293	7.099	123.400	8.730	7.751	29.650	4.095	57.059	299.077
Sep-20	57.325	6.127	112.430	7.201	7.156	27.740	3.736	53.293	275.008
Oct-20	50.075	5.354	106.580	5.687	7.599	23.457	3.320	45.802	247.874
Nov-20	49.187	4.465	105.900	6.974	6.066	23.720	3.079	43.267	242.658
Dec-20	47.429	4.219	100.500	5.914	5.456	23.231	2.618	39.810	229.177
Total Annual Use	608.061	65.072	1281.090	69.156	96.935	293.229	37.781	539.628	2990.952
Monthly Average Use	50.672	5.423	106.758	5.763	8.078	24.436	3.148	44.969	249.246
Avg Daily Water Use (mgd)	1.666	0.178	3.510	0.189	0.270	0.803	0.104	1.478	8.194

**Notes:**

Blue Lake meter out for calibration/repair April - July

Average daily water use based on 365 days/year (HBMWD based on 359 days).

Fieldbrook and Blue Lake meters are unique in that Blue Lake's usage is deducted from total usage recorded on Fieldbrook's meter because the Blue Lake meter is downstream from the Fieldbrook meter. When Blue Lake's meter is out for calibration/repair or SCADA signal is out, Fieldbrook's high daily usage will be disregarded for that period and vice versa.



**Humboldt Bay Municipal Water District  
Ordinance 16 - Moving Five-Year Average Water Use - CY 2020**

	2016	2017	2018	2019	2020	2016	2017	2018	2019	2020	Moving 5-Yr Avg Daily Use	
# of Days						366	363	367	364	365	MGD	%
Eureka	1382.29	1350.54	1429.23	1349.68	1281.09	3.78	3.72	3.89	3.71	3.51	3.72	45.169%
Arcata	656.91	663.07	659.07	614.84	608.06	1.79	1.83	1.80	1.69	1.67	1.75	21.292%
Blue Lake	76.36	70.60	78.28	69.28	65.07	0.21	0.19	0.21	0.19	0.18	0.20	2.391%
HCSD	332.40	324.64	334.22	335.55	293.23	0.91	0.89	0.91	0.92	0.80	0.89	10.773%
McK CSD	507.66	502.56	522.43	511.42	539.63	1.39	1.38	1.42	1.40	1.48	1.42	17.181%
FCSD	57.75	64.52	57.30	58.68	69.16	0.16	0.18	0.16	0.16	0.19	0.17	2.045%
Manila CSD	31.80	31.98	35.50	35.92	37.78	0.09	0.09	0.10	0.10	0.10	0.09	1.150%
<b>Total Muni</b>	<b>3045.16</b>	<b>3007.90</b>	<b>3116.02</b>	<b>2975.36</b>	<b>2894.02</b>	<b>8.32</b>	<b>8.29</b>	<b>8.49</b>	<b>8.17</b>	<b>7.93</b>	<b>8.24</b>	<b>100%</b>
HB Retail	153.81	84.06	141.11	196.19	96.94	0.42	0.23	0.39	0.54	0.27	0.39	
<b>Total</b>	<b>3198.98</b>	<b>3091.96</b>	<b>3257.13</b>	<b>3171.55</b>	<b>2990.95</b>	<b>8.74</b>	<b>8.52</b>	<b>8.88</b>	<b>8.71</b>	<b>8.20</b>	<b>8.63</b>	
<b>Notes for 2016 water use</b>												
McKinleyville CSD meter out of service March												
Average daily water use based on 366 days/year (HBMWD based on 370 days)												
<b>Notes for 2017 water use</b>												
Blue Lake meter out of service August												
Fieldbrook usage based on Blue Lake meter usage (see note re: Blue Lake meter)												
Average daily water use based on 363 days/year (HBMWD daily use based on 363 days)												
<b>Notes for 2018 water use</b>												
Arcata meter out of service April-May												
HCSD meter out of service January-March												
Manila CSD meter out of service November-December												
Average daily water use based on 367 days/year (HBMWD daily use based on 365 days)												
<b>Notes for 2019 water use</b>												
Manila CSD meter out of service January												
Average daily water use based on 364 days/year (HBMWD daily use based on 364 days)												
<b>Notes for 2020 water use</b>												
Blue Lake meter out for calibration/repair April - July												
Fieldbrook usage based on Blue Lake meter usage (see note re: Blue Lake meter)												
Average daily water use based on 365 days/year (HBMWD daily use based on 359 days)												

Humboldt Bay Municipal Water District  
Peak Rate Allocation by Municipality

Maximum Daily Use in MGD by Month for the Period January 2020 - December 2020

Month	Eureka	Arcata	McKCS D	Blue Lake	FGCS D	HCS D	Manila CSD			Grand Total
							Manila Town	Sierra Pacific (4)	Total MCS D	
Jan-20	3.707	1.828	1.697	(3)	(3)	1.027	0.091	0.003	0.094	
Feb-20	3.529	1.753	1.694	(3)	(3)	0.882	0.094	0.003	0.097	
Mar-20	3.520	1.745	1.637	0.168	0.189	0.923	0.095	0.002	0.097	
Apr-20	3.452	1.690	1.804	0.310 (2)	0.223 (2)	0.940	0.123	0.002	0.125	
May-20	5.776	1.710	1.841	(3)	(3)	0.945	0.116	0.002	0.118	
Jun-20	3.859	2.022	2.182	(3)	(3)	0.695	0.134	0.001	0.135	
Jul-20	4.549	2.189	2.459	0.324 (2)	0.305 (2)	0.823	0.146	0.004	0.150	
Aug-20	4.489	2.720	2.646	(3)	(3)	1.301	0.157	0.003	0.160	
Sep-20	4.049	2.197	2.230	0.233 (2)	0.550 (2)	1.069	0.134	0.003	0.137	
Oct-20	3.908	1.820	2.105	0.255	0.401	0.966	0.150	0.003	0.153	
Nov-20	3.803	1.838	1.978	0.189	0.241	0.888	0.128	0.003	0.131	
Dec-20	3.483	1.678	1.970	0.169	0.250	0.891	0.11	0.003	0.113	
<b>Peak-2020</b>	<b>5.776</b>	<b>2.72</b>	<b>2.646</b>	<b>0.324</b>	<b>0.550</b>	<b>1.301</b>	<b>0.157</b>	<b>0.004</b>	<b>0.160</b>	
<b>Contract Peak Rate Allocations</b>	<b>7.0</b>	<b>3.0</b>	<b>2.6</b>	<b>0.4</b>	<b>0.43</b>	<b>2.9</b>	<b>0.15</b>			

Notes:

- Ordinance 16 calls for Peak Rate Allocation (PRA) calculations to be based on calendar years.  
Peak Rate Allocation is the maximum number of gallons per calendar day of water to which a customer is entitled by contract.
- Due to a meter malfunction or communication problems, daily data was not available for each day this month.
- Due to a meter malfunction or communication problems, daily data was not available at all this month.
- Maximum daily peaks are not available for all of Manila CSD's water usage.  
Sierra Pacific is part of MCS D; however their use is not measured on the mainline meter which serves the Town.  
The numbers reflected in the Table for Sierra Pacific represent the Average MGD.
- FGCS D and Blue Lake meter's are unique in that Blue Lake's usage is deducted from total usage recorded on FGCS D meter because the Blue Lake meter is downstream from the FGCS D meter. When Blue Lake meter is out for calibration/repair or SCADA signal is out, FGCS D's high daily usage will be disregarded for that period and vice versa.



## HUMBOLDT BAY MUNICIPAL WATER DISTRICT

828 SEVENTH STREET, PO Box 95 • EUREKA, CALIFORNIA 95502-0095

OFFICE 707-443-5018 ESSEX 707-822-2918

FAX 707-443-5731 707-822-8245

EMAIL [OFFICE@HBMWD.COM](mailto:OFFICE@HBMWD.COM)

Website: [www.hbmwd.com](http://www.hbmwd.com)

### BOARD OF DIRECTORS

SHERI WOO, PRESIDENT

NEAL LATT, VICE-PRESIDENT

J. BRUCE RUPP, SECRETARY-TREASURER

MICHELLE FULLER, DIRECTOR

DAVID LINDBERG, DIRECTOR

### GENERAL MANAGER

JOHN FRIEDENBACH

February 24, 2021

George & Patricia Ponnay  
5681 Country Lane  
Eureka, CA 95503

RE: Lease Lot #43

Dear Mr. and Mrs. Ponnay

As you are aware, the Ruth Lake recreation area was severely impacted during the August Complex Wildfires of 2020. Unfortunately, this devastation also included your structures located near the Humboldt Bay Municipal Water District Headquarters facilities on Headquarters Road. Since the wildfire incident occurred, District staff has been working diligently with California Office of Emergency Services (CalOES) as well as FEMA for coordination of the removal of both the hazardous trees and hazardous structural burn debris.

Based on the GPS mapping of your lease lot site provided by Trinity County Assessor's Office to CalOES (and the District), your former structures were originally constructed significantly outside the lease lot boundary's. Since CalOES and their subcontractors are reimbursed by FEMA based on the lease lot boundaries, currently they are unwilling to clean up the structural burn debris from your prior structures. If CalOES and their sub-contractors are unable to remove the hazardous debris, you may be required to complete the clean-up of the hazardous structural debris at your own expense. Disposal of this hazardous debris is potentially very costly.

The District is aware that you purchased these structures already developed by the previous owner and is making every effort to facilitate the removal of the hazardous debris from your prior structures by CalOES. The District has thoroughly reviewed all of HBMWD's files regarding this particular lease lot and have been unable to locate any documentation for approved changes to the lease lot boundary lines. We have located documentation for an easement onto District property for the purpose of a driveway, but this does not resolve the current lease lot boundary issue. The Trinity County Assessor's Office also does not have any approved changes to the lease lot boundary lines. Do you have any documentation in your files that you can share, such as approved lease lot boundary line changes that may help our efforts to have CalOES dispose of the structural debris? **Please forward any information to Chris Harris, Business Manager at [harris@hbmwd.com](mailto:harris@hbmwd.com) to ensure this get shared with CalOES and forwarded to Trinity County Assessor for their files as well.**

A subdivision map showing the boundaries for your lease lot as on file with Trinity County is attached. The large blue dot on the map designates the location of your former cabin and the structural burn debris.

Time is of the essence in this matter if we are to get CalOES to remove your hazardous burn debris. Kindly respond to us as soon as possible.

Thank you in advance for your assistance in this matter,



John Friedenbach  
General Manager, HBMWD

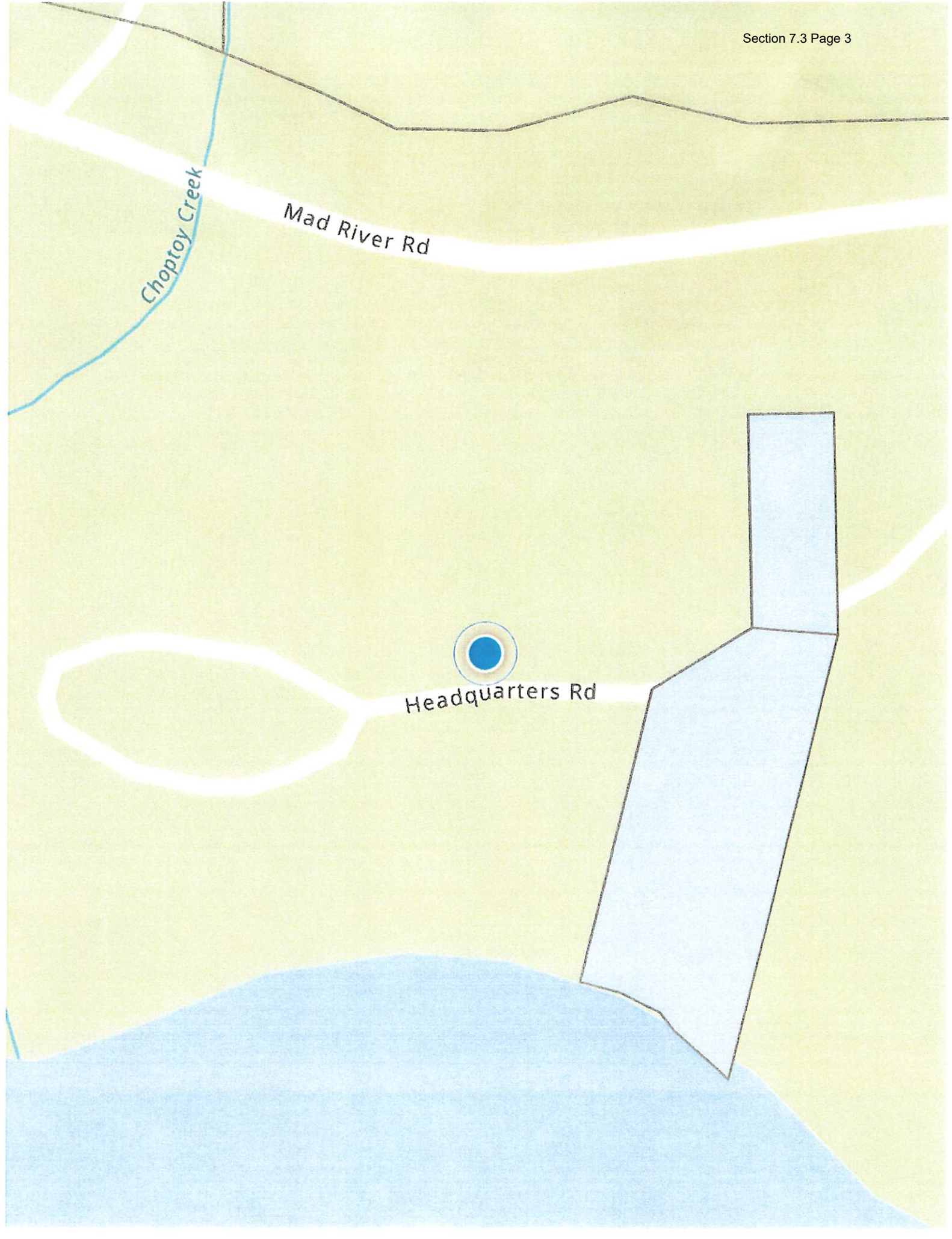

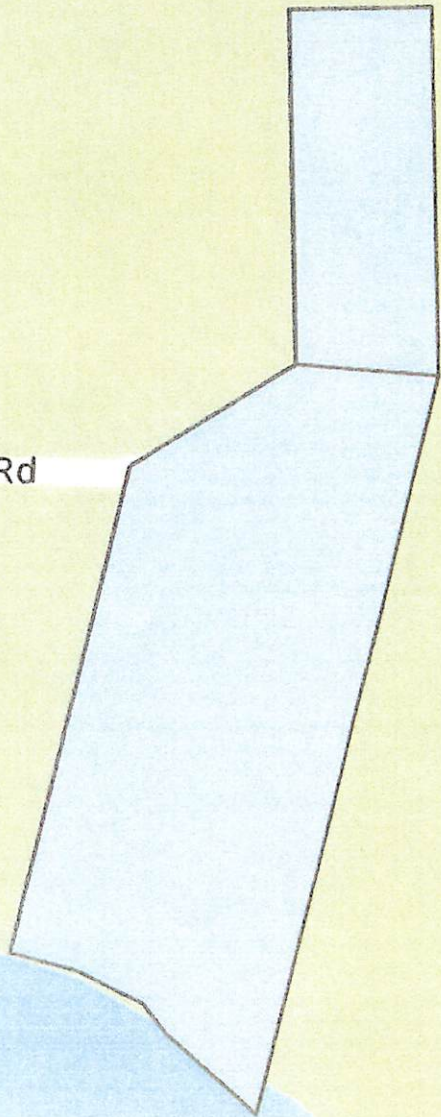
cc: Chris Harris, HBMWD Business Manager; Caitlin Canale, General Manager RLCSD



Choptoy Creek

Mad River Rd

Headquarters Rd







## HUMBOLDT BAY MUNICIPAL WATER DISTRICT

828 SEVENTH STREET, PO BOX 95 • EUREKA, CALIFORNIA 95502-0095

OFFICE 707-443-5018 ESSEX 707-822-2918

FAX 707-443-5731 707-822-8245

EMAIL [OFFICE@HBMWD.COM](mailto:OFFICE@HBMWD.COM)

Website: [www.hbmwd.com](http://www.hbmwd.com)

### BOARD OF DIRECTORS

SHERI WOO, PRESIDENT

NEAL LATT, VICE-PRESIDENT

J. BRUCE RUPP, SECRETARY-TREASURER

MICHELLE FULLER, DIRECTOR

DAVID LINDBERG, DIRECTOR

### GENERAL MANAGER

JOHN FRIEDENBACH

March 3, 2021

Ameka Aquatics  
364 Vance Ave. #C  
Samoa, CA, 95564

### Re: Aquatic Invasive Species Alert

Dear Owner:

This letter is to alert you to a sighting of the invasive species, Zebra Mussels, found attached and inside moss balls sold as aquarium plants. The United States Geological Survey has issued an alert that an employee at Petco in Washington discovered the invasive mussels, which are known to clog waterways. Ruth Lake Dam and Spillway are at risk from this species should they invade the waterway.

Please join us in sharing the information with your staff and customers. We request you inspect any tropical fish aquarium and pond supplies that are sold at your store to make sure there are no invasive species. If found they should be properly destroyed by treatment with very hot water. They should ***not*** be flushed down any drain system. If found, please contact the Invasive Species Program at (866) 440-9530 or send an email to [invasives@wildlife.ca.gov](mailto:invasives@wildlife.ca.gov).

Thank you for your attention and assistance with this extremely important issue and we appreciate your preventing the spread of these aquatic invasive species into our waterways and infrastructure.

Thank you,

A handwritten signature in blue ink that reads "John Friedenbach".

John Friedenbach  
General Manager

NAS Invasives Reporting System

Specimen Information



***Dreissena polymorpha***

(zebra mussel)

Mollusks-Bivalves

Exotic

Cal State Parks Alert 3/3/21  
Invasive Species @ Pet Stores

Specimen ID	1656916
Group	Mollusks-Bivalves
Genus	Dreissena
Species	polymorpha
Common Name	zebra mussel
State	WA
County	King
Locality	[Hitchhiker on pet store plants]
Mapping Accuracy	Accurate
HUC8Name	Puget Sound
HUC8 Number	17110019
BUCIO Name	Lunds Gulch-Frontal Puget Sound
BUCIO Number	1711001902
HUC12Name	Shell Creek-Frontal Puget Sound
HUC12Number	171100190203
Map	
Collection Day	9
Collection Month	2
Collection Year	2021
Year Accuracy	Actual
Potential Pathway	hitch hiker on aquatic plants
Status	failed
Comments	Mussels were found in shipments of Marimo moss balls (an aquarium plant) that are sold at the pet store. I work in the aquatics department, and almost every shipment of these moss balls that I have unpacked for the past two months has had mussels nestled in the moss balls.
Record Type	NAS sighting report
Verifier	Wesley Daniel (USGS)
Freshwater/Marine	Freshwater
Number Collected	14
Photo	<p>M.Bm\11 M. Drowu</p>



# Continuing Business



# NordicAquafarms provides update on fish farm project

## Company address concerns about fish escape, disaster preparedness



Nordic Aquafarms provided an update on its proposed onshore fish farm on the Samoa Peninsula during a virtual town hall discussion on Thursday evening. This is a computer-generated illustration of the proposed facility at the former Samoa Pulp Mill site. (Nordic Aquafarms - Contributed)

By [ISABELLA VANDERHEIDEN](#) | [ivanderheiden@times-standard.com](mailto:ivanderheiden@times-standard.com) |

PUBLISHED: February 15, 2021 at 1:56 p.m. | UPDATED: February 15, 2021 at 2:01 p.m.

Representatives from Nordic Aquafarms briefed the community on its proposed land-based fish farm on the Samoa Peninsula during a virtual town hall late last week. The main concerns addressed during the meeting focused on fish escape, bio-security, tsunami preparedness and how Nordic will collaborate with local fisherman and tribes.

Since the onset of the coronavirus pandemic, the company has made significant progress in moving forward with the onshore fish farm. The company submitted permit applications and related studies to the Water Quality Control Board, California Coastal Commission and Humboldt County Planning Department with hopes to begin construction in late 2022.

Commercial director of Nordic Aquafarms Marianne Naess said the project will create approximately 300 local jobs during construction and 150 permanent jobs when the facility is fully built out.

"That goes from fish processing to fish farming to quality maintenance to administrative jobs, basically anything you would need in a larger food production facility," Naess said.

Operations manager Jeff Park underscored the need to employ locally.

"We're really trying to get our name out there and trying to understand who's out there in the community," Park said. "People are starting to hear about a job they're interested in and they want to know how they can get involved. Once we get the permits approved, we're going to start to really go into the prequalification stage of things and do a firm outreach and really start to solicit information from (local firms) to understand the capabilities of firms that are already here."

"We want to really maximize all the local folks that are up there and the resources already close to the project," Park added.

Since the proposed project site is in the tsunami zone, project manager Scott Thompson has taken extra precautions to ensure fish would not escape during a large-scale earthquake or a tsunami. Because the subduction zone is to the north of the site, Thompson said the facility's greatest threat would be waves coming from the north rather than west.

"What we see is that the biggest effect on any of our buildings is this northern building," Thompson said, referencing a map of the facility. "Basically these are buildings full of giant tanks full of water. If we have a wall of water coming and pushing against a building that's full of tanks of water that are taller than the waves that will be coming in, through engineering mitigation, we have a very high degree of confidence that even in the worst-case event no fish would escape the facility and the facility would still be operable afterward."

Thompson added that the facility's backup power systems will be built about "any inundation level."

The issue of fish getting out of the facility or pathogens getting into the facility came up several times but Naess said a fish has never escaped from any of Nordic's facilities.

"We've never had a fish escape. All our facilities are onshore and they're secured. So there's not been a single fish escaping from any of our facilities and they're built that way," Naess said. "We have not had any large disease outbreaks in any of our facilities either, that's due to the high level of biosecurity and treatment of the intake water and the way we do fish farming. Same with parasites."

"That's one of the major benefits of a landline facility," David Noyes said, Nordic's vice president of technology. "It physically removes the fish from the ocean so you don't have any interactions with wild fish. Physically, there's no chance of escapes, there's no interaction and passing on of parasites from wild fish or from farmed fish back to wild fish, the same thing with pathogens."

Since the facility will import its eggs, the eggs will have to receive a "clean bill of health" before entering the facility, Nick King said, Nordic's vice president for operational quality control.

"We do statistically relevant sampling of this fish to make sure that there aren't any pathogens that show up during production as they move from one compartment to the next within our facility," he said. "They under very high biosecurity controls."

King added that the fish could be vaccinated "if there are any concerns of pathogens occurring within the local area."

Nordic's community liaison Lynette Mullen praised the company's effort in collaborating with the tribal community.

"In creating the cultural resources report through GHD, which is a local engineering firm, Nordic really just directed GHD to work with their consultants independent of Nordic. Nordic did not want to influence or in any way affect the sort of studies that Tribal Historic Preservation Officers {THPO) might want to have done," Mullen said. "The archaeologists met with THPOs and they talked about sampling and areas of potential concern, then did the sampling and explored anything the THPOs were concerned about and all of that information went into a cultural resources report."

Reached by email on Monday morning, Mullen commended Nordic for continually reaching out to the Humboldt County community, even outside of the regulatory process to share information as the project moves forward.

"I find most concerns are addressed when people understand that Nordic is building a fully contained land-based facility with strong biosecurity and other measures to prevent fish escape and that their ultrafiltration and disinfection measures ensure that their discharge, which is going about a mile and a half offshore (not into the bay), is chemical, disease and contaminant free. Many are also pleased to learn that Nordic is focused on replacing imported seafood and wants to support the commercial fishing industry, just like other committed members of our community," Mullen wrote.

More information on Nordic Aquafarms can be found at [nordichumboldt.com/about](http://nordichumboldt.com/about).  
*Isabella Vanderheiden can be reached at 707-441-0504.*

## Local fisherman push back against fish farm near Samoa

Redwood News

March 3, 2021

By Hector Mendoza

SAMOA, Calif. (KIEM)- Nordic Aquafarms, a company based in Norway, set its eyes on Humboldt County to build an aquaculture fish farm on the Samoa peninsula.

That was a year ago but now there is some push back from local fisherman.

In February of 2019, Nordic signed a lease agreement with the Humboldt Bay Harbor District to build a land-based fish farm at the old Louisiana Pacific mill site in Samoa.

The company has held many public meetings to answer questions about the large project.

It has been over a year now since the project has been announced and many local fisherman still have lots of concerns with this project.

"My job is to feed America a high quality food source and I don't think this high quality food," said Brendan Semmes, Owner and Operator of the Marlene Rose Vessel. "So, I'm doing everything I can as an individual to educate my fellow fisherman and the citizens."

Meantime, Nordic says that the fish that will be raised at this farm will be as healthy as the wild caught fish.

The company also says that this farm will help bring more fish to the area and also help the local economy.

"We are bringing jobs to the Humboldt and that's important," said Marianne Naess, the Executive Vice President for Nordic Aquafarms Inc. "So, there are a lot of opportunities for jobs for local people here in Humboldt and having a larger company coming in like this is also a catalyst for other business development in the area."

The process for the fish farm is still far from over. Both sides agree more public education needs to happen.



## HUMBOLDT BAY MUNICIPAL WATER DISTRICT

828 SEVENTH STREET, P O Box 95 • EUREKA, CALIFORNIA 95502-0095

OFFICE 707-443-5018 ESSEX 707-822-2918

FAX 707-443-5731 707-822-8245

EMAIL [OFFICE@HBMWD.COM](mailto:OFFICE@HBMWD.COM)

Website: [www.hbmwd.com](http://www.hbmwd.com)

### BOARD OF DIRECTORS

SHERI WOO, PRESIDENT

NEAL LATT, VICE-PRESIDENT

J. BRUCE RUPP, SECRETARY-TREASURER

MICHELLE FULLER, DIRECTOR

DAVID LINDBERG, DIRECTOR

### GENERAL MANAGER

JOHN FRIEDENBACH

March 4, 2021

Westhaven CSD

Paul Rosenblatt, General Manager

PO Box 2015

Trinidad CA 95570-2015

Re: Feasibility Study Correspondence

Dear Paul,

Our Board of Directors has directed me to respond to certain statements contained in your correspondence to us dated December 1, 2020 and January 25, 2021. In general, since WCSD has declined to participate in the current feasibility study for a possible waterline extension to the Trinidad Rancheria, any pipeline that should result from this endeavor will not be sized to accommodate any water supply to the Westhaven Community Services District. Accordingly, I respectfully submit the following to you and your board.

In the fourth paragraph of the December letter, it states in part:

"If, for example, HBMWD were to request that its mainline extension rely, in part, on the existing infrastructure of WCSD, or that the physical location of the proposed line extension were to pass through our District boundaries and impact our existing infrastructure, then we would very obviously be an "interested party" that must be consulted. If it were possible for additional fire suppression water to become available from a mainline extension, without charge to WCSD for construction of the extension itself, then WCSD would certainly be interested in that possibility."

These statements appear to reserve access to a waterline after the fact. As stated above, that would not be possible since the size of the waterline would not include any water supply to WCSD. In addition, it is the customary water industry practice that any access to a water line and water supply requires the recipient to pay for such service. Your request to have free access for fire suppression is unrealistic.

In the January 25th correspondence paragraph number 2 states:

"Our District's compliance order requires us to consider "consolidation" with some other water district if we are unsuccessful in our efforts to meet DBP regulatory standards via our ongoing efforts. In this event, we would be very definitely interested in exploring opportunities



to purchase water via HBMWD. But if our efforts prove successful, as we hope, we would have no clear interest or need to augment or replace our water supply via HBMWD.”  
In the final paragraph, it states:

“To summarize, WCSD has no current interest in water from HBMWD, but it is not impossible that we might have interest in the future if our current efforts prove unsuccessful or do not provide a cost-effective resolution of our DBP issue.”

Both of these statements attempt to reserve participation in access to the current mainline extension feasibility project should it become an actuality. However, as we all know, should it be determined that the mainline extension to the Trinidad Rancheria were feasible and ultimately constructed, it would be done at a size and capacity to supply the projected demand of the end users. Since WCSD chose to not participate in the feasibility study and thereby eliminated its potential water demands from the project, a mainline extension would not be sized to have the capacity to add WCSD in the future.

I trust this clarifies that any future water supply to WCSD will not be considered in the current feasibility study, per your choice to exclude WCSD from the feasibility study.

Respectfully,

A handwritten signature in blue ink, appearing to read "John Friedenbach".

John Friedenbach  
General Manager

Cc: Scott Gilbreath, SWRCB  
Eli Naffah, Manager City of Trinidad



## the Northcoast Environmental Center

### Trinidad Opts Out, But Water Pipeline Study Moves Forward

By

**Caroline Griffith**

February 24, 2021

In a controversial procedural move, the Trinidad City Council held a re-vote February 9 about whether or not to participate in a feasibility study with Humboldt Bay Municipal Water District (HBMWD). The study, initiated by the Trinidad Rancheria to stabilize its water supply for future growth, would have looked into the costs and logistics of building a water pipeline to extend HBMWD services to the Trinidad area. The Rancheria has plans to build a controversial hotel and RV Park that is contingent upon having a reliable water source. Opponents of the project are concerned that the water pipeline will open up the area to development.

The Trinidad City Council had previously voted January 26 to not participate in the study. According to Mayor Steve Ladwig, he brought the item back to council because of concerns that technological issues had prevented the council and the public from engaging in a thorough discussion of the issue. There was a storm the night of the original vote which left many in Trinidad without power and therefore unable to log onto the virtual meeting to make public comment. Members of the council also reported having connectivity issues during the meeting.

After rehashing the previous discussion and hearing dozens of members of the public comment for and against the study, the council voted 3-2 to not participate. Concerns from the public and council included the potential price of the study (participating entities would split the cost) and potential for unchecked growth that would ruin the rural character of the area. Many members of the public spoke of a concern for the stability of Trinidad's water supply, which currently comes from Luffenholtz Creek, but not all of them felt that bringing water from the Mad River was the answer; there were also suggestions to look into water catchment and storage as an alternative. The question of whether or not to provide water to the Rancheria last year triggered an in-depth look at the Trinidad water supply. The ad-hoc committee studying this found that during drought conditions the current water supply may be insufficient to meet existing customer needs. In fact, the City declared a drought condition in October of 2020 and asked customers to voluntarily conserve water. Opting out of this study will mean that the City may not be able to hook up to any potential pipeline in the future. As John Friedenbach, general manager of HBMWD said, "You can only push a certain amount of water through a certain sized pipe. This is your opportunity to look at it."

Westhaven Community Services District (WCSD) also recently opted out of the study, which will still be moving forward. The McKinleyville Community Services District (MCSD), the Trinidad Rancheria and HBMWD have all signed a Memorandum of Understanding to study the logistics of bringing water from the Mad River, through McKinleyville via MCSD infrastructure, and into the Rancheria. To do so would require laying new pipeline from HBMWD to MCSD,

some of which may go through private property and would require easements. Part of the feasibility study will involve figuring out possible routes. HBMWD would need permission from the Local Area Formation Commission (LAFCo) to expand its Sphere of Influence (SOI).

The feasibility study and any subsequent pipeline construction may take a long time. Those who are concerned with environmental and developmental impacts will still have opportunities to comment when the project goes before LAFCo and the Coastal Commission, and when it goes through the CEQA process. Bryce Kinney, member of the Humboldt Alliance for Responsible Planning (HARP) who has been watching the hotel project, was optimistic about the decision. "We're gearing up for the long haul," he said. "A lot of things can change in 3 or 4 years. Trinidad could develop alternative water sources and if the (hotel) project were scaled down, the city may be able to provide water. Who knows?"



# District, Trinidad Rancheria move forward on water study

## Rancheria seeks access to more water for hotel project



The Humboldt Bay Municipal Water District's is moving forward with a feasibility study with the Trinidad Rancheria to extend water service from McKinleyville, north to the Rancheria. The extension of water service would enable the Trinidad Rancheria to supplement water for various projects, namely the Hyatt Hotel. (Contributed)

By [ISABELLA VANDERHEIDEN](#) | [ivanderheiden@times-standard.com](mailto:ivanderheiden@times-standard.com) |

PUBLISHED: February 15, 2021 at 3:01 p.m. | UPDATED: February 15, 2021 at 3:01 p.m.

The Humboldt Bay Municipal Water District and the Trinidad Rancheria are moving forward with a feasibility study to investigate the possibility of extending water service from McKinleyville up to the Rancheria.

The Trinidad City Council and the Westhaven Community Services District declined to participate in the study last month, citing risks of overdevelopment.

During the water district's meeting on Feb. 11, general manager John Friedenbach confirmed the Trinidad Rancheria had "fully executed the memorandum of understanding" and has paid the initial \$10,000 deposit for the study to the water district.

"Now we will begin initial discussions with them regarding the feasibility analysis and start proceeding with that process," Friedenbach said.

The water district initially approved an agreement with the Trinidad Rancheria during its Jan. 14 meeting initiating the feasibility study. The tribe made the request for water service from the district in November 2020 after the California Coastal Commission deemed the tribe's water supply inadequate for the proposed multi-story Hyatt hotel at the Cher-Ae Heights Casino.

Garth Sundberg, Sr. Tribal Chairman for the Cher-Ae Heights Indian Community of the Trinidad Rancheria briefly thanked the board of directors for its partnership with the tribe.

"We need water, so we really appreciate everything you can do for us," Sundberg said.

The board did not take any action on the item as it was an update.

The water district also discussed a potential conflict with the McKinleyville Community Services District as both districts receive legal counsel from the Mitchell Law Firm.

"Our firm represented MCSD for quite some time as well as the (water district)," said legal counsel Ryan Plotz. "What we're proposing by way of this letter is to represent the Humboldt Bay Municipal Water District exclusively through this process and to find alternative counsel for MCSD with respect to both the negotiating advice and counsel regarding the feasibility study MOU. Also in the event that the parties both decided to move forward with a more definitive agreement, we will continue to represent the water district exclusively in that process."

Plotz noted that Mitchell Law Firm will continue to represent both districts on unrelated matters. The MCSD will review the aforementioned letter during its meeting on Mar. 3

The board voted 5-0 and will continue to receive representation from Mitchell Law Firm.

## Trinidad rejects pipeline study, again

More than half of the five-hour Trinidad City Council meeting on Feb. 9 was taken up by considering and authorizing a motion to reconsider participation in feasibility analysis to extend Humboldt Bay Municipal Water District service to Trinidad, and when the motion passed after considerable audience participation (via Webex) on the pros and cons of reconsidering, a discussion and decision regarding the matter went forward.

There were 12 agenda items, however, some of them were postponed to a future Council meeting as the 11 p.m. hour was approaching and it was clear the Council and the 63 audio and video meeting participants were growing weary.

Before the 6 to 11 p.m. public meeting, the council had been in closed session regarding pending litigation with City Attorney Russell Gans (no results reported) since 5 p.m.

The water feasibility matter was readdressed because of a power outage and complaints of difficulty in online participation on the part of interested citizens during the January Council meeting.

At the end of the discussion, the Council vote remained the same as the last vote in January:

Mayor Ladwig, Councilman West and Councilman Davies voted against the feasibility study. Councilmen Clompus and Grover voted for the study.

Prior to the vote, Councilman Clompus gave a detailed report on the merits of long term water planning, drought abatement, storage capacity, water loss due to leaks and other factors of 20 percent, and other findings.

HBMWD General Manager John Friedenbach and HBMWD representative Sheri Woo professionally answered questions on water capacity and connectivity which would be considered in conditionally entering into a feasibility study, which might take "three to six months" according to City Engineer GHD.

A number of people spoke in favor of going forward with study, including City Grant Manager Rebecca Price-Hall, who brought up "longterm water resiliency," and City Planning Commissioner Cheryl Kelly, Katrin Homan, Anita Thompson, Councilman Clompus and others.

There was resistance to performing the study from Citizens Bryce Kenny, Adora King, Sherri Provolt, Don Allan, Marilyn Sterling, Dorothy Cox, Gail Sherman, Richard Walter, Deborah Fitzgerald, David Hankin, Fifth District Supervisor Steve Madrone and

others, whose principal concern is "growth" in the small community.

Following the "no" vote on the HBMWD feasibility study, the third agenda item was "Consider Alternative Options for Additional City Water Supply, Feasibility Analysis of Alternatives." A committee will be formed to address this.

In other City business, Aaron Hakenen was appointed to the City Planning Commission and Diane Stockness had her term extended. Also, a Tsurai Ancestral Society member will be added to the Trails Committee.

A Short Term Rental moratorium was extended for thirty days "except for local Humboldt County guests," the idea being that because of COVID-19 travel to the North Coast should not be encouraged. GHD's Josh Wolf presented information on the Trinity Street sidewalk improvements to take place "starting in March or April."

City Manager Eli Naffah reported that the second Verizon cell tower east of town is closer to completion.

Community participation in the City Council meetings is wide, even with the constraints of Webex meetings, however, a return to in-person Town Hall meetings is the wish of many residents.

*Email Patti at baycity@sonic.net.*





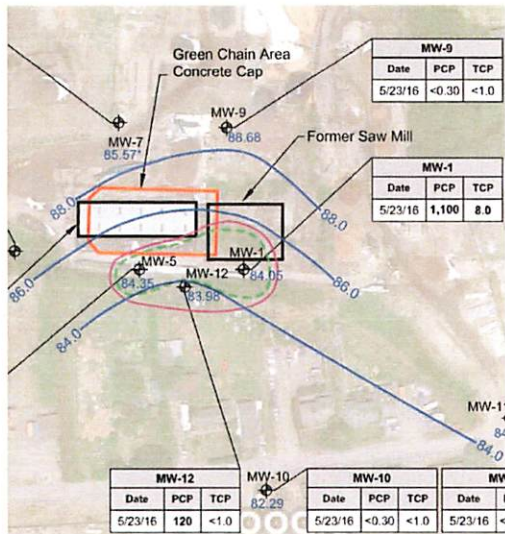
## Toxics Initiative

[New State Study Aims to Protect Drinking Water for 88,000 People](#)

Jennifer Kalt

[Toxics Initiative And Enforcement](#)

Humboldt Baykeeper enews: 17 February 2021



More than a decade after declaring an “Imminent and Substantial Endangerment” to public health from contaminated groundwater near the Mad River, the State Department of Toxic Substances Control (DTSC) is finally resuming work to determine the extent of the dioxin plume and to plan next steps to protect the region’s drinking water.

In December 2020, DTSC approved a contract with SHN Consulting Engineers and Geologists to identify how far contamination has spread toward Mad River from the former McNamara & Peepe Lumber Mill. The site is between Arcata and Blue Lake, about one mile upstream of the drinking water supplies for nearly 90,000 people in the Humboldt Bay area. This includes Arcata, Eureka, McKinleyville, Blue Lake, and the Samoa Peninsula.

The plan will include sampling both groundwater and surface water for contaminants to determine the current extent of the pollution plume. The results will inform next steps to prevent toxic chemicals from reaching Mad River. The mill’s contaminants include the wood preservative [pentachlorophenol](#), known as PCP or penta, which was banned in the 1980s for most uses due to high concentrations of dioxins – some of the most toxic and persistent chemicals ever manufactured.

These actions come two years after the DTSC [decertified the 1998 cleanup](#), which involved “capping” the hotspot with concrete in an effort to prevent rainwater from mobilizing toxic chemicals further into groundwater and/or into Mad River. The cap failure is linked to a 15-foot rise in groundwater elevation, which has brought groundwater into contact with contaminated soil below the cap. This rise in groundwater is likely the result of the 2002 closure of an on-site well that the mill had pumped for decades.

DTSC took responsibility for the cleanup in the 1990s, when the current landowner, Blue Lake Forest Products, filed for bankruptcy protection. McNamara & Peepe had previously also filed for bankruptcy protection, leaving the State to manage the toxic byproducts of these for-profit ventures.

In the late 1960s, two PCP spills at McNamara & Peepe and an adjacent mill killed at least 10,000 Mad River steelhead. By some accounts, these spills killed all the fish in Mad River from Glendale all the way to its mouth near McKinleyville.

In 2005, high levels of PCP were detected beyond the cap, moving toward an unnamed tributary of Hall Creek, a salmon-bearing stream that flows into Mad River. The 2008 'Imminent and Substantial Endangerment Determination' declared that a response action was necessary because a release or threatened release of a hazardous substance may cause an imminent and substantial endangerment to public health, welfare, or the environment.

Since 2008, sampling was conducted and reports written, but it wasn't until 2018 that DTSC decided the cap had failed to contain the contamination. A new cleanup plan, expected in 2019, was delayed to March 2021. Groundwater and surface water sampling in the next few months will help identify next steps. This move by the State follows two years of correspondence by the [Humboldt Bay Municipal Water District](#) urging the DTSC to sample in preparation for implementing a renewed clean-up plan for the toxic contamination at the site.

The Water District's General Manager, John Friedenbach said, "We have been monitoring this site and DTSC for decades. Given the failure of DTSC's Remedial Action Plan, we have increased our pressure on DTSC to design and implement a viable cleanup plan to safeguard the water supply for the Humboldt County residents that we serve."

Humboldt Baykeeper will be closely monitoring sampling efforts as well as plans for cleaning up and containing the contamination before it reaches Mad River. Working with Baykeeper's scientific experts, Blue Lake Rancheria, Glendale residents, Humboldt Bay Municipal Water District, and others, we will keep the public informed while ensuring that our drinking water and the environment receive the best possible protections from degradation by these legacy pollutants.



## Eureka council to consider letter addressing water quality concerns

By [MARIO CORTEZ](#) | [mcortez@times-standard.com](mailto:mcortez@times-standard.com) | February 25, 2021 at 3:29 p.m.

The Eureka City Council is set to consider a letter from the mayor to the state's Department of Toxic Substances Control, a subdivision of the California Environmental Protection Agency, regarding a potential water contamination hazard.

The letter is on the agenda for the March 2 meeting as a consent calendar item. Unless pulled, all items under consent are typically approved with a single vote with no further readings or discussions.

The letter expresses concern over the now-defunct McNamara and Peepe Lumber Mill site, as the department issued an imminent and substantial determination for the site in April 2008, with little progress being made in addressing the pollutants on site.

State Sen. Mike McGuire (D-Healdsburg) and Assemblyman Jim Wood (D-Santa Rosa) will also be receiving copies of the letter.

The lumber mill is located between Arcata and Blue Lake by the side of the Mad River, just upstream from Humboldt Bay Municipal Water District collectors which provide water to two-thirds of Humboldt County residents. These collectors also supply all of Eureka's water.

The reduced use of water wells in this industrial zone has increased the probability of contaminants originating from the mill to reach groundwater stores, causing concern regarding HBMWD water quality, according to the agenda report.

The letter urges action from the DTSC and other state agencies in cleaning up the site to prevent the water supply from becoming contaminated, as the money allocated by the department for the McNamara and Peepe Lumber Mill site will only be spent on investigating the site.

"We understand that budgets are limited. However, we encourage DTSC and the state to redouble its efforts to immediately identify and utilize all available funding sources to clean up the former McNamara and Peepe site to prevent contamination of our drinking water source — the Mad River," the letter states.

Brian Gerving, Eureka's director of public works, said the city's water supply has not had any issues caused by the site as of this date and all involved local agencies closely monitor water quality.

"There hasn't been any evidence of any contamination or any degradation of the safety of the city's drinking water," he said.

However, pushing to clean up the site is part of an effort to maintain a safe water supply.

“We just want to ensure that (contamination) does not happen, and that’s why we want the DTSC to better prioritize the cleanup of the McNamara and Peepe site,” Gerving said regarding the letter’s drafting.

The city of Eureka posted its last drinking water consumer confidence report in 2019, available at <https://bit.ly/3bEBP58>.

*Mario Cortez can be reached at 707-441-0526.*

# State moves to protect Mad River

**Daniel Mintz**

**MAD RIVER UNION**

**BLUE LAKE** – A state agency is reinvigorating efforts to prevent dioxins at a former lumber mill site from reaching the Mad River and the drinking water supply of 88,000 county residents.

Announced last week by the Humboldt Baykeeper water quality advocacy group, a new round of groundwater and surface water sampling at the former Blue Lake Forest Products mill site between Arcata and Blue Lake will be done by SHN Consulting Engineers and Geologists.

The firm has been contracted by the State Department of Toxic Substances Control (DTSC), which has been testing and taking actions at the site for nearly 30 years.

Of concern is potentially migrating dioxins from pentachlorophenol (PCP), a wood preservative that was used at the mill site prior to Blue Lake Forest Products' ownership.

The old mill site is about

**MAD RIVER ♦ PAGE 4**

Mad River Union  
February 24, 2021

## Mad River | Dioxin plume on the move

♦ FROM PAGE 1

a mile upstream from Humboldt Bay Municipal Water District intake wells and the contamination has been a lingering issue. The district has opposed the area's industrial zoning and subsequent cannabis manufacturing permits.

Jen Kalt, Humboldt Baykeeper's executive director, said the new round of testing will include a tributary of Hall Creek, which flows into the Mad River.

Kalt described the DTSC's new sampling, particularly of the tributary, as "really huge." She said the surface and groundwater testing at the site will be used as a basis for further clean-up of the site.

"We expect there will be a public process later on down the road, once they develop the next clean-up plans," she continued.

The site's contamination occurred when the McNamara and Peepe Lumber Mill operated there. By the time the mill changed ownership in 1986 and became Blue Lake Forest Products, use of PCP had been banned.

But contamination remained and in the mid-1990s, the state ordered remedial ac-

tions, including capping at the mill's main operations site.

As of 2003, the former mill's lumber storage and main operation sites were deemed to be free of contaminants. But in late 2018, the DTSC declared that contaminants in the soil beneath the capped area had seeped into groundwater, whose levels had risen.

"The fact that the groundwater elevation has risen 15 feet since 2003 is really concerning, because that could be pushing the plume of dioxin contamination toward the Mad River," said Kalt.

Results of the sampling are expected this spring. Timing of a clean-up remediation plan is uncertain but Kalt said Humboldt Baykeeper will press for action.

"It's been a fairly long time that this site has been threatening the drinking water supply in the Mad River and there's just no excuse for any additional delays," she continued.

She added, "There are a lot of contaminated sites around the state but this one is the highest priority in Humboldt County at this point, because of the drinking water."





## HUMBOLDT BAY MUNICIPAL WATER DISTRICT

828 SEVENTH STREET, PO BOX 95 • EUREKA, CALIFORNIA 95502-0095

OFFICE 707-443-5018 ESSEX 707-822-2918

FAX 707-443-5731 707-822-8245

EMAIL [OFFICE@HBMWD.COM](mailto:OFFICE@HBMWD.COM)

Website: [www.hbmwd.com](http://www.hbmwd.com)

### BOARD OF DIRECTORS

SHERI WOO, PRESIDENT

NEAL LATT, VICE-PRESIDENT

J. BRUCE RUPP, SECRETARY-TREASURER

MICHELLE FULLER, DIRECTOR

DAVID LINDBERG, DIRECTOR

### GENERAL MANAGER

JOHN FRIEDENBACH

February 16, 2021

Senator Mike McGuire  
1036 5<sup>th</sup> Street, Suite D  
Eureka CA 95501

### Re: DTSC Funding for McNamara & Peepe site in Glendale

Dear Senator McGuire,

As you know, our District supplies 2/3rds of Humboldt County's population (88,000) with drinking water sourced from the Mad River. HBMWD has been monitoring the contamination at the former McNamara & Peepe mill site in Glendale near the Mad River and the efforts by DTSC since the 1980's. In December 2018, DTSC acknowledged that its remedial action plan for the site had failed. See copy of December 28, 2018 attached. Subsequent to receipt of that notification, our District has increased our insistence to DTSC that this site be quickly and effectively remediated. During the past two years we have corresponded numerous times with DTSC regarding their plans and processes concerning their remediation activities. Generally speaking, we have found DTSC to be responsive to our requests. However, they have complained that their actions are extremely limited because of the small State budget that they have been allocated.

Which brings me to the purpose of my writing to you. Given the proximity of this site to the Mad River and our intake wells (approximately one mile downstream), we respectfully request that efforts be made in the State budget process to increase the funding to remediate this site. The importance of protecting our water source for 2/3rds of the population of Humboldt County cannot be stressed enough. DTSC has stated that their annual budget allocation to this site is approximately \$30,000. This amount of funding cannot reasonably pay for a surface and ground water monitoring plan nor design and implement an effective remediation plan. This funding barely pays for one round of sampling and limited consulting for remediation planning. Annual site restricted funding between \$100,000 and \$200,000 is a more realistic funding level to protect our water supply. Investing \$2.27 per person to prevent this potentially catastrophic harm to our water supply seems reasonable.

Attached for your further reference is a copy of the Fourth 5-Year Comprehensive Review. This document provides site history and delineation of DTSC's activities at the site over time. We appreciate any assistance that you and your colleagues in the Senate can provide in securing appropriate funding to remediate this site.

If you have any questions or wish to discuss this matter further, please do not hesitate to contact us.

Respectfully,

A handwritten signature in blue ink that reads "John Friedenbach". The signature is written in a cursive style with a large, sweeping initial "J".

John Friedenbach  
General Manager



## HUMBOLDT BAY MUNICIPAL WATER DISTRICT

828 SEVENTH STREET, PO BOX 95 • EUREKA, CALIFORNIA 95502-0095

OFFICE 707-443-5018 ESSEX 707-822-2918

FAX 707-443-5731 707-822-8245

EMAIL [OFFICE@HBMWD.COM](mailto:OFFICE@HBMWD.COM)

Website: [www.hbmwd.com](http://www.hbmwd.com)

### BOARD OF DIRECTORS

SHERI WOO, PRESIDENT

NEAL LATT, VICE-PRESIDENT

J. BRUCE RUPP, SECRETARY-TREASURER

MICHELLE FULLER, DIRECTOR

DAVID LINDBERG, DIRECTOR

### GENERAL MANAGER

JOHN FRIEDENBACH

February 16, 2021

Assemblymember Jim Wood  
1036 5<sup>th</sup> Street  
Eureka CA 95501

### Re: DTSC Funding for McNamara & Peepe site in Glendale

Dear Assemblymember Wood,

As you know, our District supplies 2/3rds of Humboldt County's population (88,000) with drinking water sourced from the Mad River. HBMWD has been monitoring the contamination at the former McNamara & Peepe mill site in Glendale near the Mad River and the efforts by DTSC since the 1980's. In December 2018, DTSC acknowledged that its remedial action plan for the site had failed. See copy of December 28, 2018 attached. Subsequent to receipt of that notification, our District has increased our insistence to DTSC that this site be quickly and effectively remediated. During the past two years we have corresponded numerous times with DTSC regarding their plans and processes concerning their remediation activities. Generally speaking, we have found DTSC to be responsive to our requests. However, they have complained that their actions are extremely limited because of the small State budget that they have been allocated.

Which brings me to the purpose of my writing to you. Given the proximity of this site to the Mad River and our intake wells (approximately one mile downstream), we respectfully request that efforts be made in the State budget process to increase the funding to remediate this site. The importance of protecting our water source for 2/3rds of the population of Humboldt County cannot be stressed enough. DTSC has stated that their annual budget allocation to this site is approximately \$30,000. This amount of funding cannot reasonably pay for a surface and ground water monitoring plan nor design and implement an effective remediation plan. This funding barely pays for one round of sampling and limited consulting for remediation planning. Annual site restricted funding between \$100,000 and \$200,000 is a more realistic funding level to protect our water supply. Investing \$2.27 per person to prevent this potentially catastrophic harm to our water supply seems reasonable.



Attached for your further reference is a copy of the Fourth 5-Year Comprehensive Review. This document provides site history and delineation of DTSC's activities at the site over time. We appreciate any assistance that you and your colleagues in the Assembly can provide in securing appropriate funding to remediate this site.

If you have any questions or wish to discuss this matter further, please do not hesitate to contact us.

Respectfully,

A handwritten signature in blue ink that reads "John Friedenbach". The signature is written in a cursive style with a large initial "J".

John Friedenbach  
General Manager

March 2, 2021

Ms. Cheryl L. Prowell  
Department of Toxics Substances Control  
700 Heinz Avenue  
Berkeley, CA 94710

**Re: McNamara & Peepe Lumber Mill Soil and Groundwater Monitoring and Cleanup – Humboldt County**

Dear Ms. Prowell,

The City of Eureka is a wholesale water customer of the Humboldt Bay Municipal Water District (HBMWD). We have been monitoring the situation and correspondence between DTSC and HBMWD concerning the above-referenced contaminated site. Our city serves nearly 35,000 residential and commercial water customers in and around Eureka. Consequently, we are extremely concerned about the former McNamara & Peepe Lumber Mill site, particularly because DTSC issued an Imminent and Substantial Endangerment (ISE) Determination for the site in April 2008, and it appears that little progress has been made since then to remediate the contamination. The importance of this matter cannot be overstated. The site is located directly adjacent to the Mad River, upstream and within close proximity to HBMWD's Ranney collectors, which supply drinking water to all of our customers and to two-thirds of the residents of Humboldt County.

We understand that budgets are limited. However, we encourage DTSC and the State to redouble its efforts to immediately identify and utilize all available funding sources to clean up the former McNamara and Peepe site to prevent contamination of our drinking water source – the Mad River. We understand that DTSC has proposed to spend only \$30,000 in its current year's budget for this site and that those monies would be spent only on investigation activities. In December 2018, DTSC made a finding that, "soil and groundwater contamination at the site is not under control and the implemented remedial actions (from 1998) are no longer protective of human health and the environment." Accordingly, we urge DTSC to commit **no less than \$200,000** for this site this budget year to immediately advance its investigation and cleanup efforts to protect our drinking water source. DTSC must make immediate remediation of this site its top priority.

Respectfully,

Susan Seaman  
Mayor

cc: Senator Mike McGuire  
Assemblyman Jim Wood



H.B.M.W.D. FEB 26 2021

STATE OF CALIFORNIA - NATURAL RESOURCES AGENCY

Gavin Newsom, Governor



DEPARTMENT OF FORESTRY AND FIRE PROTECTION  
 NORTHERN REGION HEADQUARTERS - SANTA ROSA  
 135 Ridgway Avenue  
 Santa Rosa, CA, 95401  
 (707) 576-2959  
 Website: www.fire.ca.gov



February 23, 2021

William Dann  
 2963 PIGEON POINT RD  
 EUREKA, CA 95503

Notice of Emergency Timber Operations  
 No: 1-21EM-00055-TRI

### Letter of Acceptance

This letter acknowledges acceptance of your "Notice of Emergency" per **Title 14, California Code of Regulations, Section 1052 thru 1052.5** from plan preparation and submission requirements (PRC 4581).

**This Emergency EXPIRES February 23, 2022. You may proceed with the harvesting of trees as specified under the Emergency Notice. Timber operations shall comply with all other applicable provisions of the Z'berg-Nejedly Forest Practice Act and regulations of the Board of Forestry.**

If operations are to extend beyond the expiration date, said operation must be covered by a Timber Harvesting Plan filed at the appropriate regional office. Considering THP approval can take as long as 46 days, it may be advisable for you to proceed immediately with Plan filing. Per Title 14 CCR Sections 1070-1075 a Timber Operations Work Completion and/or Stocking Report is required as per regular harvesting operation.

#### Other Agency Considerations:

- **Regional Water Quality Control Boards** (Regional Boards) regulate waste discharges from timber harvest activities. The Regional Boards may have special requirements for timber harvesting conducted under this emergency. Please contact your local Regional Water Control Board with any questions regarding compliance with the California Water Code.
- **Department of Fish and Wildlife** (DFW) may require notification if the timber operations will substantially divert or obstruct the natural flow of, or substantially change or use any material from the bed, channel, or bank of any river, stream, or lake. Information on the Lake and Streambed Alteration Program and other DFW programs can be found at the following internet address: <https://www.wildlife.ca.gov/Conservation/Environmental-Review>

On-site inspection will be conducted by local CAL FIRE Unit Forest Practice Inspectors to evaluate compliance with all the provisions of the Forest Practice Act and Rules. For questions regarding the above referenced emergency, please contact the appropriate regional office listed above or contact the local CAL FIRE Unit for your County.

Sincerely,

Dominik Schwab, RPF #2823  
 Resource Manager – Coast

cc: Unit, Insp, BOE, RPF, PS, TLO, TO, LTO, File  
 To view Emergency Notices, please visit: <https://caltreesplans.resources.ca.gov/caltrees/>



Attached flyer can be found in PDF format at: <https://www.fire.ca.gov/media/11581/2020-em-agency-information.pdf>



## Timber Salvage Operations

### Do I need a Water Board permit?

The purpose of this flyer is to make you aware of the water quality regulations and permitting that apply now that you have decided to conduct post-fire timber salvage activities on your property.

Now that your project has been authorized by the California Department of Forestry and Fire Protection (CAL FIRE), additional agency permits may be required or may automatically apply to you, including from one of California's nine Regional Water Quality Control Boards (RWQCBs).




The map above shows the nine different RWQCB jurisdictions throughout the state. Links to each RWQCB can be found here:

[www.waterboards.ca.gov/waterboards\\_map.html](http://www.waterboards.ca.gov/waterboards_map.html)  
Regions 1, 5 and 6 have permits that your project may be eligible for or are automatically subject to.

## Wildfires and Water Quality

While impacts to the environment from wildfires can be significant, impacts can be positive or negative, and this is especially relative to the health of streams, rivers, and wetlands. Following a wildfire, the landscape can be extremely vulnerable to additional impacts from land use activities, including timber salvage operations and road and watercourse crossing management.

On private lands, landowners may choose to harvest merchantable timber following a wildfire in order to salvage the value of burned trees before they degrade. While conducting timber salvage operations, landowners, their consulting registered professional foresters (RPFs) and contracted licensed timber operators (LTOs) must all be aware of the regulations that apply to their activities and ensure that operations are conducted in a manner that is protective of the environment, including water quality.



## Water Quality Regulations

The RWQCBs are the primary water-pollution control and prevention agencies for the state. In that role, the RWQCBs issue permits, conduct inspections, and in some circumstances take enforcement actions to address activities that cause or may cause pollutants to discharge into streams, lakes, or wetlands, or impact riparian vegetation.

***To protect yourself, your property and the environment, you should work closely with your consulting RPF and LTO to ensure that post-fire salvage activities conform with all applicable regulations and permitting!***

We encourage landowners, RPFs, and LTOs to contact their RWQCB's Forest Activities Program for guidance on applicable water quality regulations and permits. A list of the RWQCBs can be found at the following web address:

[https://www.waterboards.ca.gov/publications\\_forms/publications/factsheets/docs/boardoverview.pdf](https://www.waterboards.ca.gov/publications_forms/publications/factsheets/docs/boardoverview.pdf)

# New Business



**Resolution 2021-01  
Appreciation of Sherrie Sobol**

***WHEREAS, Ms. Sherrie Sobol has faithfully served the HUMBOLDT BAY MUNICIPAL WATER DISTRICT from May 13, 2008 to January 4, 2021 as Staff Board Secretary to the Board of Directors, and Executive Assistant to the General Manager; and***

***WHEREAS, Ms. Sobol has faithfully served under General Managers: Carol Rische, Paul Helliker, and John Friedenbach; and***

***WHEREAS, Ms. Sobol has maintained her professional certifications, CSDA Board Secretary certified and become the District's Brown Act expert; while maintaining an exemplary Board Governance Manual; and.***

***WHEREAS, during her twelve years of service Ms. Sobol has performed her duties efficiently, professionally and always in the best interests of the District; and,***

***WHEREAS, Ms. Sobol has borne the burden of sifting through mountains of documents to provide a high quality "Blue Book" including special photographs on a regular basis; and,***

***WHEREAS, Ms. Sobol has become particularly adept at gracefully wrangling all parties to produce a successful and lawful public meeting; and,***

***WHEREAS, Ms. Sobol has contributed to the District's success with her contributions as: the "Quagga Queen"; Eureka office remodel sub-foreman; Water Resource Planning assistant; District website creation & maintenance; NYLF relocation expert; Joint Board meeting at Ruth coordinator; and numerous other duties as assigned; and,***

***WHEREAS, Ms. Sobol has switched departments and will no longer serve as the Staff Board Secretary but will serve as the Regulatory and Program Analyst for the District; and***

***WHEREAS, her continuing service is distinguished by quality work and high professional standards; and,***

***WHEREAS, the Board of Directors wishes to formally recognize and commend such service,***

***BE IT FURTHER RESOLVED, that a copy of this Resolution be presented to Ms. Sherrie Sobol as an expression of appreciation from the Board and staff of the HUMBOLDT BAY MUNICIPAL WATER DISTRICT.***

***APPROVED AND ADOPTED this 11th day of February 2021, by the following roll call vote:***

***AYES:***

***NAYES:***

***ABSENT:***

***ATTEST:***

---

***Sheri Woo, President***

---

***J. Bruce Rupp, Secretary/Treasurer***

## **Humboldt Bay Municipal Water District**

To: Board of Directors  
From: Chris Harris  
Date: March 11, 2021  
Re: Annual PARS Client Review

### **Information**

On an annual basis, PARS staff meets with District management staff to review the District's current investment strategy for the Section 115 Trust fund for the Pension Rate Stabilization Program. This review serves to ensure the District is continuing to utilize the best market position available when considering the current CalPERS unfunded liability funding needs for the near future.

Attached, please find the overall current summary as well as the current period performance (as of 12/31/2020).

# SUMMARY OF AGENCY'S PENSION PLAN

---

<b>Plan Type:</b>	IRC Section 115 Irrevocable Exclusive Benefit Trust
<b>Trustee Approach:</b>	Discretionary
<b>Plan Effective Date:</b>	February 8, 2018
<b>Plan Administrator:</b>	General Manager
<b>Current Investment Strategy:</b>	Moderate HighMark Plus (Active) Strategy; Pooled Account

## AS OF JANUARY 31, 2021:

---

<b>Initial Contribution:</b>	April 2018: \$600,000
<b>Additional Contributions:</b>	\$150,000
<b>Total Contributions:</b>	\$750,000
<b>Disbursements:</b>	\$0
<b>Total Investment Earnings:</b>	\$189,634
<b>Account Balance:</b>	\$931,114

**Selected Period Performance**  
**PARS/PRSP MODERATE HIGHMARK PLUS**  
**Account 6746050106**  
**Period Ending: 12/31/2020**

	3 Months	Year to Date (1 Year)	1 Year	Since Inception (32 Months)
Cash Equivalents	.01	.36	.36	1.39
<i>Lipper Money Mark et Funds Index</i>	<i>.00</i>	<i>.40</i>	<i>.40</i>	<i>1.35</i>
Total Fixed Income	1.59	7.21	7.21	6.38
<i>BBG Barclays US Aggregate Bd Index</i>	<i>.67</i>	<i>7.51</i>	<i>7.51</i>	<i>6.91</i>
Total Equities	17.28	17.57	17.57	12.86
Large Cap Funds	14.06	20.72	20.72	15.74
<i>S&amp;P 500 Composite Index</i>	<i>12.15</i>	<i>18.40</i>	<i>18.40</i>	<i>16.25</i>
Mid Cap Funds	19.88	16.61	16.61	13.07
<i>Russell Midcap Index</i>	<i>19.91</i>	<i>17.10</i>	<i>17.10</i>	<i>13.41</i>
Small Cap Funds	32.76	20.71	20.71	14.17
<i>Russell 2000 Index</i>	<i>31.37</i>	<i>19.96</i>	<i>19.96</i>	<i>11.27</i>
International Equities	19.04	13.90	13.90	6.78
<i>MSCI EAFE Index</i>	<i>16.05</i>	<i>7.82</i>	<i>7.82</i>	<i>4.55</i>
<i>MSCI EM Free Index</i>	<i>19.70</i>	<i>18.31</i>	<i>18.31</i>	<i>6.59</i>
REIT Funds	8.76	-5.92	-5.92	7.97
<i>Wilshire REIT Index</i>	<i>10.62</i>	<i>-7.90</i>	<i>-7.90</i>	<i>6.23</i>
Total Managed Portfolio	9.24	12.52	12.52	9.71

**Performance Inception: 5/01/2018**

Returns are gross of account level investment advisory fees and net of any fees, including fees to manage mutual fund or exchange traded fund holdings. Returns for periods over one year are annualized. The information presented has been obtained from sources believed to be accurate and reliable. Past performance is not indicative of future returns. Securities are not FDIC insured, have no bank guarantee, and may lose value

**Humboldt Bay Municipal Water District**

To: Board of Directors  
From: John Friedenbach  
Date: March 3, 2021

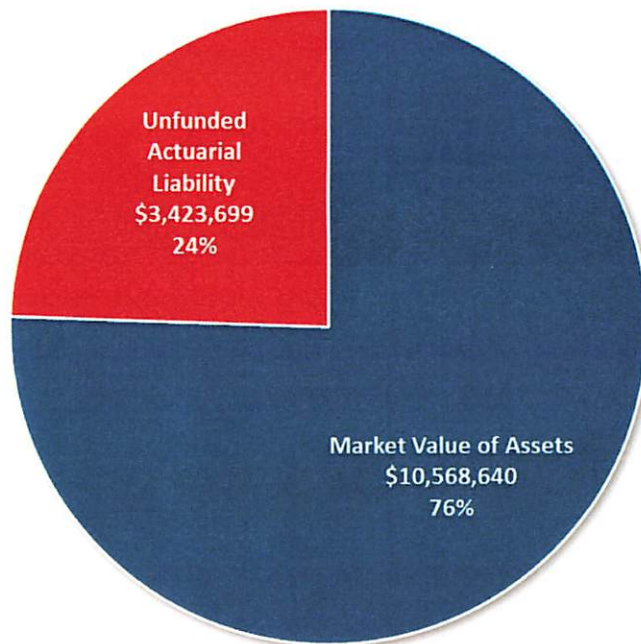
Re: Preliminary Pension Liability Assessment by CalMuni Advisors

**Discussion**

On February 23<sup>rd</sup> staff and two Directors participated in a presentation by the CalMuni Advisors regarding our District's pension liability. Their presentation was based on CalPERS information from June 30, 2019. Attached are four of their presentation slides summarizing key points discussed. Staff will be analyzing the information received and will bring back to the Board a detailed strategy for your consideration and possible action.



## 06/30/2019 Pension Funding Status



- Total Pension Obligations = \$14.0M
- Pension Assets = \$10.6M
- Shortfall = \$3.4M (28% of what is needed)

### Shortfall (UAL) = DEBT:

- Owed to CalPERS
- Amortizes over time (20-30 years)
- Accrues interest at 7% interest rate (**\$3.3M total**)
- Reduced or delayed payments not allowed
- District's most expensive debt
- No prepayment restrictions or penalties





# Future Trend Expectations

---

Lower overall return environment:

- CalPERS has been reducing discount rate / return expectations (8.75% in 1995 => 7.0% in 2019)
- CalPERS's 2020 return estimate is 4.7% (last updated 07/15/2020)
- **Any return below 7% is a shortfall and leads to UAL increase**
- **4.7% return is 2.3% funding shortfall (~\$243K UAL increase)**
- Conversations have started to further reduce discount rate to 6.50% (likely 5 years out)

Lower revenues for local governments due to COVID-19 impacts on tax base / recession

**Lower investment returns => higher pension costs, just as revenues are falling!!!**





# Pension Strategy Objectives

---

Pension costs cannot be viewed in a vacuum

Strategy must incorporate reserves, cash flow constraints, policy objectives, and current political dynamics

- Normal Cost - can only be reduced thru labor practices
- UAL Payments – can be reduced thru multiple strategies

Two approaches to pension cost management:

- Reduce annual payments – short-term cash flow management:
  - Extend UAL payments over longer term
  - Achieve interest cost savings comparing to 7% interest rate charged by CalPERS
- Reduce overall interest cost – long-term cost management:
  - Prepay or accelerate UAL payments



# The Pension Toolbox

---

## PAY DOWN

1. UAL Prepayment
  - Annual prepayment
  - From reserves, one-time revenues and fund surpluses
  - From savings of debt refundings
2. New Sources of Revenue

## REFINANCE

3. Fresh Start / Informal Fresh Start
4. Capital Financing
5. Pension Obligation Bonds

## OTHER

6. Labor Practices
7. Pension Rate Stabilization 115 Trust
8. Sale of non-essential assets / surplus properties to pay down UAL

**Humboldt Bay Municipal Water District**

To: Board of Directors

From: Chris Harris

Date: March 11, 2021

Re: COVID-19 Essential Service Pay Increase

**365 Days of COVID-19**

On Thursday, March 19, 2020, Governor Gavin Newsom announced a statewide order for all Californians to shelter at home, directly impacting the lives of 40 million Californians. All non-essential employees, employers, travel, and activities were immediately restricted. Humboldt County followed suit by issuing a very similar order effective Friday, March 20, 2020. This "Shelter at Home" order instantly changed lives for most everyone in Humboldt County. Stores were closed, schools and daycare centers were closed, restaurants were instantly to-go only. The streets and highways of Humboldt County were empty. Even with all the "wow, that's different" moments that COVID-19 brought with it, (toilet paper became a rare and valued commodity), for the nearly 90,000 residents of Humboldt County who receive their drinking water from Humboldt Bay Municipal Water District, their drinking water supply remained unchanged and continued to be available when they needed it most. District staff navigated these unprecedented COVID-19 challenges and carried on.

For nearly 365 days, since March 20, 2020, the District has been as proactive in the fight against COVID-19 as possible. This has entailed coping with constantly changing requirements imposed by OSHA, the county, and the state; interpreting these requirements and communicating them to staff, when at times, the requirements have changed on an hourly basis. The District has purchased hundreds of masks for staff, countless numbers of containers of disinfectant wipes, countless cans of disinfectant spray, and countless bottles of hand sanitizer. Operational and Maintenance staff were segregated and relocated into two teams at separate locations. Plexi-glass "fish bowls" have been erected for Essex operations, TRF operations, and the Eureka office staff in an effort to provide additional safeguards for employees. Taped boundaries are in place on floors as constant reminders for social distancing. In-person employee interactions have ceased, with the exception of the employee that literally works in the fish-bowl next to you every day. District management staff has learned multiple virtual meeting formats, since all outside meetings, conferences, and vendor interaction is now conducted virtually.

With the extreme contagiousness of COVID-19, it was understood that in all likelihood the District would see a positive case, and with the A-symptomatic potential of the virus, it was assumed that possibly multiple employees could be exposed before the District was aware of even the first positive case. When, in fact, the District was made aware of a positive case, District staff reacted immediately and again negotiated their way through unprecedented COVID-19 challenges. When 50% of District employees were required to be off duty due to potential exposure and COVID-19 testing, the remaining District staff stepped up. When the District moved into a full outbreak mode and 18% of District employees were required to be off duty for a longer duration due to positive COVID-19 results, the remaining District staff again stepped-up. Thanks to the ability and willingness of District staff to do whatever, whenever, however it can, there are nearly 90,000 Humboldt County residents that are blissfully unaware of the small District that makes water available to magically flow

from their taps, water their lawns, and flush their toilets. That is how it has always been, and even through all the challenges that COVID-19 has brought over the course of the last year, that is how it has remained.

### **Current Days of COVID-19**

Currently Humboldt County is shifting back and forth between “purple tier” (most restrictive, widespread infection levels) and the “red tier” (slightly less restrictive, substantial infection levels). There are new COVID-19 variants that have already been found in California (which are possibly more contagious). Staff has repeatedly been denied the request for HBMWD employees to be moved up from the “1C Tier” into the “1B Tier” for vaccinations. As of this writing there is no information available about when HBMWD employees (or anyone in the 1C Tier) will be eligible to get vaccinations. This means that the current state of COVID-19 hyperawareness and avoidance will continue for District staff for an additional unknown period.

To acknowledge the hard work that has already been done facing the unprecedented challenges that COVID-19 has brought, and to encourage employees to continue to consistently step-up and fight through the additional challenges that surely lay ahead, and to offer motivation for employees to remain safe and healthy, staff recommends a temporary 5% *COVID-19 Essential Service Pay Increase*. To acknowledge the past 365-days, staff recommends a temporary 365-day (12-months) increase for permanent District employees as a means to compensate them for working through on-going COVID-19 challenges and as a means to combat the pandemic fatigue resulting from the prior 365 days.

The total cost for this temporary increase is estimated to be \$131,500. This increase would be effective for the current pay period (March 1, 2021) and would be discontinued February 28, 2022. The average base rate increase for employees would be \$1.93/hr. This base pay rate increase would not be subject to any Board approved COLA increase in July. These funds are available currently within District General Reserves.

### **Staff Recommendation**

Staff recommends the board approve a 12-month (or other term suggested by the Board) *COVID-19 Essential Service Pay Increase* for all permanent District staff for the period of March 1, 2021 to February 28, 2022, to be funded by District General Reserves.

### **Attachments**

COVID-19 Simplified Timeline

The National Law Review: *California Municipalities Mandate Hazard Pay for Essential Workers*

Humboldt County Vaccination Timeline

Humboldt County Vaccination Schedule

## COVID-19 SIMPLIFIED TIMELINE

12/2019	The first cases of COVID-19 first reported in Wuhan City, China.
12/2019	COVID-19 initially reported to the World Health Organization (WHO).
01/2020	The WHO declares the COVID-19 outbreak a global health emergency.
02/2020	The first case of COVID-19 was reported in the United States in Washington State.
02/2020	The United States declares a Public Health Emergency.
03/2020	The WHO declares COVID-19 a Pandemic.
03/2020	President Trump issues a major disaster declaration for the state of California.
03/2020	Dow Jones experiences the largest drop in history, losing 2,997.10 during the trading day.
03/2020	Tax Day deadline moved from April 15 <sup>th</sup> 2020 to July 15, 2020.
03/2020	The 2020 Tokyo Olympics are postponed until 2021.
03/2020	Twenty-Seven states have shelter in place orders in effect.
03/2020	The United States has the most Coronavirus case in the world – surpassing both Italy and China.
03/2020	Disneyland and Disney World close indefinitely.
03/2020	All California state parks close.
04/2020	Wimbledon is cancelled for the first time since World War II.
04/2020	California Dept. of Public Health recommends people wear masks when in public.
04/2020	6.6 million unemployment claims were filed nationwide, on top of 3.3 million from the week prior – the largest number ever documented by the Labor Department.
04/2020	Worldwide cases exceed 1 M, with 50,000 deaths.
04/2020	CDC recommends wearing a face covering in public especially when not able to socially distance.
04/2020	President Trump declares a disaster in the state of Wyoming – the 50 <sup>th</sup> state. First time in US history that a president has declared a major disaster exists in all 50 states at once.
04/2020	California Insurance Commissioner orders insurance companies to return premiums to customers, since most consumers are not on the roads.
04/2020	Worldwide cases exceed 2M.
04/2020	Face coverings requirements in six Bay area counties with enforcement beginning April 22.
04/2020	Oktoberfest in Munich is cancelled. Spain's Running of the Bulls is cancelled.
04/2020	US deaths exceed 50,000
04/2020	CalTrans moves up Highway work in San Francisco since there is no one on the roads.
04/2020	Worldwide cases exceed 3M, US has 1M active cases.
05/2020	Worldwide cases exceed 5M.
05/2020	Boston marathon cancelled for first time in its 124-year history.
06/2020	Worldwide cases exceed 7M, US cases exceed 2M, US deaths exceed 110,000.
06/2020	Largest single-day Worldwide increase of 183,000 new cases w/in 24-hours, Worldwide cases exceed 10M.
06/2020	California has highest single day diagnosed case count of 7,149.
07/2020	Governor Newsom announces return of stricter restrictions and business closures, closing all bars, indoor dining (again).
07/2020	Major League Baseball cancel the All-Star Game for first time since World War II.
07/2020	New daily high in US cases of 62,197. Worldwide cases exceed 12M.
07/2020	WHO acknowledges that airborne transmission of coronavirus is possible.

- 07/2020 Worldwide cases exceed 13M, California sets new record for highest single day diagnosed case count of 11,126.
- 07/2020 July 15 Rose Parade is cancelled, first time since World War II.
- 07/2020 Newsom announces that school cannot begin for any county on the watch list (this impacts 33 of 58 counties).
- 07/2020 California becomes second state to report > 400,000 diagnosed cases. Only New York has more.
- 07/2020 Worldwide cases exceed 15M. California sets new record for highest single day diagnosed case count of 12,807.
- 07/2020 US has more the 4M cases and more than 150,000 deaths, the most reported in both categories by any country in the world.
- 08/2020 California surpasses New York with more than 600,000 diagnosed cases, the most in the nation. Worldwide cases exceed 25M, US cases exceed 6M.
- 09/2020 US cases exceed 7M.
- 10/2020 Worldwide cases exceed 40M, US cases exceed 8M, California exceeds 900,000 cases.
- 11/2020 Worldwide cases exceed 50M, US cases exceed 10M, California exceeds 1M.
- 11/2020 41 of 58 California Counties are in the purple tier, CA sets new record of 18,350 people diagnosed w/COVID-19 in one day.
- 12/2020 Governor Newsom announces a new stay at home order, sending many of restrictions back to March levels.
- 12/2020 US cases exceed 15M, California exceeds 2M cases, CA sets another new record of 53,711 people diagnosed w/COVID-19 in one day.
- 12/2020 FDA approves both Pfizer and Moderna vaccine.
- 12/2020 New variant discovered in San Diego County.
- 12/2020 California death toll exceeds 25,000.
- 01/2021 US cases exceed 20M, California is the first state to exceed 3M cases.
- 01/2021 Worldwide deaths related to COVID-19 exceed 100M.
- 02/2021 US cases exceed 28M, California exceeds 3.5M cases.
- 03/2021 FDA approved Johnson & Johnson vaccine.



March 3, 2021  
Volume XI, Number 62

THE  
NATIONAL LAW REVIEW

## California Municipalities Mandate Hazard Pay for Essential Workers

Monday, March 1, 2021

While significant ink was spilled last summer evaluating whether Congress would pass the HEROES Act – House Democrats’ \$3 trillion COVID-19 relief bill, the federal government was ultimately unable to implement an aid package that included, among other provisions, mandated “hazard pay” for essential workers. In response, several local and municipal governments have taken up the call and have recently implemented laws to require additional wage premiums for employees in the grocery and pharmacy industries. Unsurprisingly, these local initiatives have gained significant traction in California.

- On January 22, the City of Long Beach implemented the [Hero Pay for Front-Line Grocery Workers Ordinance](#) (which expires in May 2021). The ordinance requires certain grocery stores to pay hourly employees \$4 per hour on top of their regular rates of pay. The law applies to grocery stores with 300 or more workers nationwide and at least 15 workers per store in the City of Long Beach, and includes anti-retaliation and posting requirements, as well as provisions affording employees the right to file a civil action for violations of the ordinance.
- On January 27, the City Council of Montebello passed the Premium Pay for Grocery and Drug Store Workers Ordinance, which went into effect immediately and expires in six months. Under the ordinance, grocery stores and retail pharmacies that employ 300 workers nationwide and at least 15 workers per location in the City of Montebello must pay nonmanagerial employees premium pay of \$4 for each hour worked. The ordinance further prohibits employers from reducing an employee’s pay in response to the enhanced premiums required by the law or from otherwise retaliating against employees who avail themselves of the law’s protections.
- On February 2, the City Council of Oakland passed the [Grocery Worker Hazard Pay Emergency Ordinance](#), which requires that large grocery stores in Oakland pay hourly workers an additional \$5 per hour for every hour worked. This hazard pay mandate applies to all grocery stores that employ 500 or more workers nationwide, and includes posting and notice requirements, as well as anti-retaliation provisions prohibiting employers from taking adverse actions against employees who exercise rights under the ordinance.



- On February 10, the City Council of Coachella passed the **Premium Pay for Agricultural, Grocery, Restaurant, and Retail Pharmacy Workers Ordinance**, requiring employers in the agricultural, grocery, restaurant and retail pharmacy spaces to provide employees of these entities who work in Coachella an additional \$4 per hour for every hour worked. The law applies to those covered entities that employ at least 300 workers nationally and more than five employees per location in Coachella. It also prohibits employers from reducing worker pay to offset the law's enhanced pay requirements, prohibits retaliation, mandates the posting of notices, and includes a private right of action for aggrieved employees.

These ordinances, which have been viewed as a boon for certain essential workers, have been met with stiff opposition by employers. For example, Kroger – one of the largest grocery store operators in the country – announced the closing of two stores in Long Beach as a direct response to that city's Hero Pay ordinance. In addition, the California Grocers Association has filed federal lawsuits against the cities of Montebello, Long Beach and Oakland, challenging the constitutionality of the local ordinances and arguing that the laws are preempted by the National Labor Relations Act. Whether these business closures and lawsuits ultimately affect the viability of these local laws remains to be seen. But, for now, covered employers must ensure that their pay practices comply with the enhanced wage requirements mandated by these California ordinances. And, as California is often a harbinger of things to come on the employment law front, employers nationwide should be on the alert for similar ordinances in jurisdictions where they do business.

# HUMBOLDT COUNTY VACCINATION TIMELINE

Timeline subject to change based on the number of individuals who want to be vaccinated and the quantity of vaccine allocated by the state.



## PHASE 1B

### PHASE 1B

### PHASE 1A



**December**    **January**    **February**    **March**    **April**

### PHASE 1B TIER 1

- People 70 and older
- Those at risk of exposure at work in the following sectors:
  - Education
  - Childcare
  - Emergency services
  - Food and agriculture
  - Veterinary services

### PHASE 1B TIER 2\*

- People 65-69 years of age
- Congregate settings with outbreak risk:
  - Incarcerated
  - Homeless
- Those at risk of exposure at work in the following sectors:
  - Transportation and logistics
  - Industrial, commercial, residential, and sheltering facilities and services
  - Critical manufacturing

**\*CDPH has indicated that the state will shift to an age-based vaccination plan after Phase 1B Tier 1.**

**To receive updates from Public Health, subscribe at [humboldt.gov.org/HumboldtHealthAlert](http://humboldt.gov.org/HumboldtHealthAlert)**

**To fill out a vaccine interest form, visit [humboldt.gov.org/InterestForm](http://humboldt.gov.org/InterestForm)**

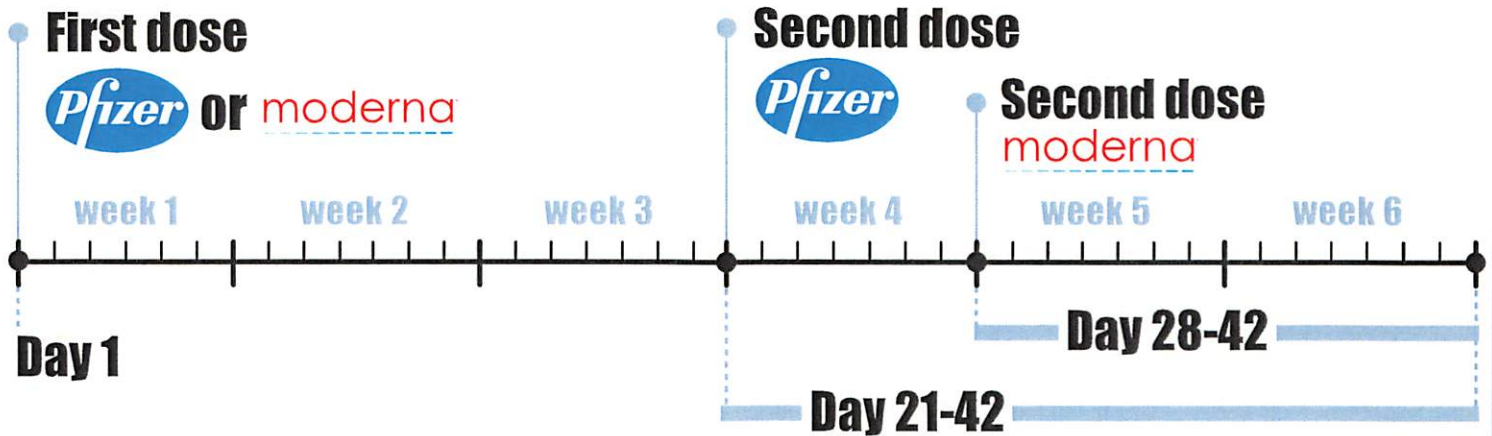


Humboldt County Joint Information Center  
707-441-5000 | covidinfo@co.humboldt.ca.us

**All information is subject to change by the state and federal government.**



# COVID-19 Vaccination Schedule



According to the Centers for Disease Control and Prevention:

- **The second dose can be administered up to 42 days after the first.**
- **Even after receiving a second dose, it can take a few weeks for the body to build an immune response.**
- **Vaccine recipients should continue to wear a face covering, practice social distancing, avoid gatherings and wash hands frequently.**



For more information about COVID-19 vaccinations in Humboldt County, visit [humboldt.gov/vaccineinfo](https://humboldt.gov/vaccineinfo).



Humboldt County Joint Information Center  
707-441-5000 covidinfo@co.humboldt.ca.us

# Engineering

**John Friedenbach**

**From:** CalOES Public Safety Power Shutoff <PSPS@caloes.ca.gov>  
**Sent:** Tuesday, February 23, 2021 10:05 AM  
**To:** Nathan Stevens; Logan, Cindy@CalOES; CalOES Public Safety Power Shutoff  
**Cc:** John Friedenbach; Chris Harris ; Dale Davidsen  
 ; Jordan King  
**Subject:** RE: HBMWD Generator Controller - Community Power Resiliency Allocation Grant Application

*We have not received denial notice.  
 So, maybe we will get approved.*

Hello Nathan,

Thank you for your inquiry. Denial notices have gone out and we are waiting for the appeal process to complete before we can send out award letters.

Respectfully Yours,

*\$ 215,000 Grant Request.*

Andrea McKee  
 Community Power Resiliency Program Unit Manager  
 (916) 539-5447 Mobile

**From:** Nathan Stevens  
**Sent:** Tuesday, February 23, 2021 9:55 AM  
**To:** Logan, Cindy@CalOES ; CalOES Public Safety Power Shutoff <PSPS@caloes.ca.gov>  
**Cc:** John Friedenbach < ; Chris Harris < ; Dale Davidsen < ; Jordan King <  
**Subject:** RE: HBMWD Generator Controller - Community Power Resiliency Allocation Grant Application

Hi Cindy,

I'm following up on the Humboldt Bay Municipal Water District's Generator Controller application. I'm sure you all have a lot of these to review, but just wanted to check in on this again and see if you have an update on the status? If there is an approximate timeline for when a funding determination will be made, that would be much appreciated. Thanks!

Nathan Stevens, PE

D +1 707 267 2204 M +1 661 599 0934 E

**From:** Logan, Cindy@CalOES  
**Sent:** Tuesday, January 5, 2021 9:39 AM  
**To:** Nathan Stevens < ; CalOES Public Safety Power Shutoff <PSPS@caloes.ca.gov>  
**Cc:** John Friedenbach < ; Chris Harris < ; Dale Davidsen < ; Jordan King <  
**Subject:** RE: HBMWD Generator Controller - Community Power Resiliency Allocation Grant Application

Good morning Nathan,

We understand the critical need for this funding and are working to get announcements out as soon as possible.



# HUMBOLDT BAY MUNICIPAL WATER DISTRICT

Section 10.1b Page 1

828 SEVENTH STREET, PO BOX 95 • EUREKA, CALIFORNIA 95502-0095

OFFICE 707-443-5018 ESSEX 707-822-2918

FAX 707-443-5731 707-822-8245

EMAIL [OFFICE@HBMWD.COM](mailto:OFFICE@HBMWD.COM)

Website: [www.hbmwd.com](http://www.hbmwd.com)

## BOARD OF DIRECTORS

SHERI WOO, PRESIDENT

NEAL LATT, VICE-PRESIDENT

J. BRUCE RUPP, SECRETARY-TREASURER

MICHELLE FULLER, DIRECTOR

DAVID LINDBERG, DIRECTOR

## GENERAL MANAGER

JOHN FRIEDENBACH

February 25, 2021

VIA EMAIL: [Concepcion.Chavez@CalOES.ca.gov](mailto:Concepcion.Chavez@CalOES.ca.gov)

Ms. Concepcion Chavez  
Hazard Mitigation Grants Specialist  
California Office of Emergency Services  
3650 Schriever Avenue  
Mather, CA 95655-4203

**Re: HMGP 4407-701-099  
Humboldt Bay Municipal Water District Collector Mainline Redundancy Project  
Response to February 22, 2021 RFI**

Dear Ms. Chavez:

This letter is being provided in response to the RFI that you emailed on February 22, 2021. The questions from the RFI have been included in the numbered list below in plain font. Responses to each respective question are provided below each question in *italic font*.

1. Confirm the scope of work (SOW) dated April 1, 2020 is the most up-to-date description of the work to be implemented. If there have been any changes, please provide a detailed description of all changes.
  - a. *The SOW dated April 1, 2020 is the most up-to-date description of the work to be implemented, and no changes have been made.*
2. Please confirm whether the project area boundaries shown in Attachment B, Figures, includes the full extent of work areas and all areas potentially subject to ground disturbance and vegetation removal. Provide the estimated acreage or square footage of the project footprints.
  - a. *The project area boundaries shown in Attachment B, Figures include the full extent of work areas and all areas potentially subject to ground disturbance and vegetation removal for Phases One and Two of the project. The estimated area of disturbance for both Phases is approximately 2.3 acres.*

*Phase One of the project will only include disturbance associated with the geotechnical investigation, which is much less than what is shown in Attachment B, Figures. See the responses to Questions #4-7 for more information.*

3. Confirm that GIS files provided in the subapplication are the most recent. Provide GPS coordinates for geotechnical borings.
  - a. *The GIS files provided in the subapplication are the most recent. GPS coordinates for the geotechnical borings (latitude, longitude) are as follows:*

*Boring 1: -124.058507, 40.906403*

*Boring 2: -124.061335, 40.905687*

*Boring 3: -124.064461, 40.905889*

*Boring 4: -124.064633, 40.907692*
  
4. Please describe location and the maximum horizontal and vertical extents of any ground disturbing activities that may be required to support geotechnical testing or design associated with Phase I of the project (e.g., vegetation grubbing or removal, overland travel/installation of new access routes for trucks or equipment, etc.).
  - a. *Four geotechnical borings are proposed for this project, and the bore hole diameters will likely be 4-6 inches with an approximate depth of 50 feet. All of the geotechnical borings and access for the drill rigs will be in previously disturbed areas. Minimal disturbance associated with the geotechnical investigation is anticipated. All areas disturbed as a part of the geotechnical investigation will be restored to pre-Phase 1 site conditions. Minimal disturbance associated with access to the boring locations is anticipated (see the response to Question #6 for more detail). It is not anticipated that vegetation grubbing or removal will be required for installation of the geotechnical borings.*

*Soil will be removed during installation of the geotechnical borings for lab testing. Restoration activities will be completed based on the Humboldt County encroachment permit and/or standard practice. Bore holes will likely be backfilled to within 12 inches of the ground surface with bentonite chips with water added at regular intervals during the backfill process, or cement grout. 12 inches of topsoil will be set aside at the beginning of the work and replaced at disturbed vegetated areas, and any disturbed areas will be re-seeded if appropriate. It is not anticipated that much (if any) disturbance will occur outside of the bore holes themselves.*
  
5. Based on the map provided, three of the geotechnical boring locations (No. 1, 2, and 4) appear to be in previously disturbed areas. Please confirm if boring are outside of previously disturbed soils.
  - a. *As discussed in more detail in the response to Question #6, all boring locations, including Boring #3, are in previously disturbed areas.*
  
6. Describe the vehicles and equipment to be used (number and type), and how/where vehicles, equipment, and personnel will access the project area (specifically Bore No. 3 as it appears well away from the existing roads).
  - a. *There will likely be one or two pick-up trucks and a medium sized drilling rig required for the geotechnical investigation. Access to each geotechnical boring will be as follows:*

*Boring 1: This boring is immediately adjacent to a paved road (West End Road). It will be accessed via West End Road, and the boring will be installed in the shoulder of the road, which is a previously disturbed area.*

*Boring 2: This boring is in the backyard of a residential parcel. The residence will be*



*accessed via paved residential roads. A track-mounted drill rig will be used to access the backyard of the residence. The drill rig will be able to traverse to and from the boring location in a relatively straight path, and the backyard is slightly sloped, so very minimal disturbance is anticipated. The backyard is a previously disturbed, maintained lawn. If there is any disturbance associated with access, it will be very minor and would be limited to the ground surface, and disturbed areas would be restored/re-seeded, if necessary, upon completion of the geotechnical work. Access logistical issues are not anticipated.*

*Boring 3: It is difficult to tell from the aerial that was included with the Geotechnical Borings Map (Figure 2a, dated April 1, 2020), but the Boring 3 location is immediately adjacent to a gravel access road on District property. Paved roads will be used to access the Turbidity Reduction Facility to the north of Boring 3, and the drill rig will traverse the gravel road to reach the Boring 3 location. Ground disturbance related to accessing this boring location is not anticipated. The existing underground pipes will be located and marked prior to boring activities.*

*Boring 4: This boring is located at the District's Turbidity Reduction Facility in a previously disturbed area. It will be accessed via paved roads up to the facility, and the boring location is in a previously disturbed grassy area adjacent to the paving.*

7. Identify if any trees are to be trimmed or removed during Phase 1 activities, and if so, the location of the trees. This information is used to determine whether there is potential for impacts to the northern spotted owl and other birds in the area.
  - a. *No trees will be required to be trimmed or removed during Phase One activities. Therefore, no potential impacts to the northern spotted owl or other birds is anticipated.*
8. Please provide any previously prepared cultural resource studies and/or consultation documentation that may be available for the project area—for instance a prior cultural resources study prepared for existing pipeline.
  - a. *There are two previously prepared cultural resources documentations that are relevant to this project that we are aware of: 1) Korblex Water Treatment Plant Site Cultural Resources Letter (Korblex Cultural Letter, Ref. # 97105560.001), and 2) Cultural Resources Investigation Report for the HBMWD 12 kV Switchgear Relocation Project (12 kV Cultural Report). Both have been attached. The Korblex Cultural Letter is related to the Turbidity Reduction Facility site, and the 12 kV Cultural Report is related to the Essex Control Facility site. See Figures 1-3 in Attachment B of the original application for the locations of the Turbidity Reduction Facility and Essex Control Facility. The Korblex Cultural Letter notes that a review of records and literature at the California Historical Resources Information System office indicate that there are no recorded Native American or historic cultural resources listed for the site. Further field study by an archaeologist was recommended.*


*The existing pipelines were installed in the 1960s, and no cultural resources reports exist for the construction of those pipelines.*

9. Please provide any previously prepared biological surveys for the project area.

- a. *Please see the attached Biological Resources Report for the HBMWD 12 kV Switchgear Replacement Project, which is related to the Essex Control Facility site.*

I hope that the responses above satisfy your request. Please do not hesitate to contact us if you have any questions or require any additional information.

Respectfully,



John Friedenbach  
General Manager

Encl. *Korblex Water Treatment Plant Site Cultural Resources Letter, Ref. # 97105560.001; Mark D. Selverston, Northwest Information Center; April 1, 1998.*

*Cultural Resources Investigation Report for the HBMWD 12 kV Switchgear Relocation Project; Roscoe and Associates; June 2019.*

*Biological Resources Report for the HBMWD 12 kV Switchgear Replacement Project; GHD; July 2019.*

cc: Chris Harris, Humboldt Bay Municipal Water District  
Dale Davidsen, Humboldt Bay Municipal Water District  
Nathan Stevens, GHD

# Financial

HUMBOLDT BAY MUNICIPAL WATER DISTRICT  
STATEMENT OF FUND BALANCES - PAGE 1 OF 2



**BANK ACCOUNT BALANCES AT MONTH-END**

February 28, 2021

February 28, 2020

**GENERAL ACCOUNTS**

1. US Bank - General Account	2,471,701.54	1,295,186.65
2. US Bank - Xpress BillPay/Electronic Payments Account	5,253.65	487.84
<i>Subtotal</i>	2,476,955.19	1,295,674.49

**INVESTMENT & INTEREST BEARING ACCOUNTS**

3. US Bank - DWR/SRF Money Markey Acct	166,514.64	166,275.21
4. US Bank - DWR/SRF Reserve CD Account	547,336.94	547,336.94
5. US Bank - PARS Investment Account	931,113.91	785,904.75
6. L. A. I. F Account - General Account	1,687.78	1,687.78
7. L. A. I. F Account - MSRA Reserve Account	441,335.20	436,009.70
8. CalTRUST - Restricted Inv. Account (Medium Term)	1,320,606.21	-
9. CalTRUST - Unrestricted Inv. Account (Medium Term)	429,375.15	-
10. CalTRUST - DWFP Reserve Account (FedFund)	240,664.05	-
11. CalTRUST - ReMat Account (LEAF Fund)	653,889.18	522,410.91
12. CalTRUST - General Reserve Account (Short-Term)	2,381,005.74	1,220,035.03
13. Humboldt County - SRF Loan Payment Account	142,696.05	96,052.79
14. Humboldt County - 1% Tax Account	1,166.69	-
15. Principle Investment Account	30,213.72	28,275.30
<i>Subtotal</i>	7,287,605.26	3,803,988.41

**OTHER ACCOUNTS**

16. ReMat Deposit - Mellon Bank	27,000.00	27,000.00
17. Cash on Hand	650.00	650.00
18. Humboldt County - Investment Account (clsd)	14,737.06	1,708,452.75
19. Humboldt County - DWFP Reserve Account (clsd)	1,473.93	238,086.51
20. Humboldt County - MSRA Reserve Account (clsd)	1,884.65	-
21. Humboldt County - ReMat Account (clsd)	2,846.01	-
<i>Subtotal</i>	48,591.65	1,974,189.26

**TOTAL CASH**

**9,813,152.10**

**7,073,852.16**

**HUMBOLDT BAY MUNICIPAL WATER DISTRICT  
STATEMENT OF FUND BALANCES - PAGE 2 OF 2**



**FUND BALANCES AT MONTH-END**

February 28, 2021

February 28, 2020

**RESTRICTED FUNDS - ENCUMBERED**

1. Prior-Year Price Factor 2 Rebate	(8,743.73)	(27,175.57)
2. Prior-Year Restricted AP Encumbrances	(134,771.00)	(52,313.00)
3. Advanced Charges - 12Kv Relocation	-	(344,707.00)
4. Advanced Charges - 18,000lb Excavator	(125,459.00)	(54,343.00)
5. Advanced Charges - 3x Tank Seismic Retrofit	(183,025.26)	(30,000.00)
6. Advanced Charges - Cathodic Protection Project	(66,664.00)	-
7. Advanced Charges - Collector 2 Rehabilitation	(687,836.49)	(385,000.00)
8. Advanced Charges - On-Site Generation of Chlorine	(469,529.00)	-
9. Advanced Charges - Redundant Pipeline	(133,336.00)	-
10. Advanced Charges - TRF Emergency Generator	(291,664.00)	(225,000.00)
11. Advanced Charges - Chlorine Scrubber	-	(350,000.00)
<i>Subtotal</i>	(2,101,028.48)	(1,468,538.57)

**RESTRICTED FUNDS - OTHER**

12. 1% Tax Credit to Muni's	(198,457.00)	(29,072.96)
13. DWR Reserve for SRF Payment	(166,514.64)	(166,275.21)
14. DWR Reserve for SRF Loan	(547,336.94)	(547,336.94)
15. Pension Trust Reserves	(931,113.91)	(785,904.75)
16. ReMat Deposit	(27,000.00)	(27,000.00)
17. HB Retail Capital Replacement Reserves	(81,129.42)	-
<i>Subtotal</i>	(1,951,551.91)	(1,555,589.86)

**UNRESTRICTED FUNDS**

**BOARD RESTRICTED**

18. MSRA Reserves	(443,022.98)	(436,009.70)
19. DWFP Reserves	(240,664.05)	(238,086.51)
20. ReMat Reserves	(653,889.18)	(522,410.91)
21. Paik-Nicely Development	(4,158.00)	(4,158.00)
22. Principle Investment Reserves	(30,213.72)	(28,275.30)
22a. Northern Mainline Extension Study Prepayment	(10,000.00)	-
<i>Subtotal</i>	(1,381,947.93)	(1,228,940.42)

**UNRESTRICTED RESERVES**

23. Accumulation for SRF Payment	(142,696.05)	(96,052.79)
24. Accumulation for Ranney/Techite Payment	(22,059.29)	76.70
25. General Fund Reserves	(4,213,868.44)	(2,730,439.66)
<i>Subtotal</i>	(4,378,623.78)	(2,820,783.31)
<b>TOTAL NET POSITION</b>	<b>(9,813,152.10)</b>	<b>(7,073,852.16)</b>

**A. REVENUE RETURNED TO CUSTOMERS VIA PF2**

	MTD RECEIPTS	YTD RECEIPTS	PRIOR YEAR	BUDGET	% OF BUDGET
<b>1. Humboldt Bay Retail Water Revenue</b>	24,104	204,297	262,683	318,394	64%
<b>General Revenue</b>					
Interest	0	0	570	30,000	0%
FCSD Contract (Maint. & Operations)	37,320	153,767	151,760	225,000	68%
Power Sales (Net ReMat)	6,173	67,729	38,449	220,000	31%
Tax Receipts (1% Taxes)	198,457	198,457	0	825,000	24%
<b>2. Miscellaneous Revenue*</b>	131	63,868	22,215	50,000	128%
<i>*Detail on following page</i>					
<b>TOTAL PF2 REVENUE CREDITS</b>	<b>266,185</b>	<b>688,117</b>	<b>475,678</b>	<b>1,668,394</b>	<b>41%</b>

**B. DISTRICT REVENUE**

	MTD RECEIPTS	YTD RECEIPTS	PRIOR YEAR	BUDGET	% OF BUDGET
<b>3. Industrial Water Revenue</b>					
Harbor District	0	293	297	0	0
<i>Subtotal Industrial Water Revenue</i>	0	293	297	0	0
<b>4. Municipal Water Revenue</b>					
City of Arcata	104,295	843,559	802,966	1,147,108	74%
City of Blue Lake	14,302	117,562	112,316	161,539	73%
City of Eureka	246,806	1,992,102	1,896,048	2,753,934	72%
Fieldbrook CSD	28,726	111,885	101,829	149,132	75%
Humboldt CSD	81,578	652,785	609,066	886,893	74%
Manila CSD	5,659	46,977	44,182	62,563	75%
McKinleyville CSD	84,598	688,040	639,944	916,164	75%
<i>Subtotal Municipal Water Revenue</i>	565,965	4,452,911	4,206,350	6,077,332	73%
<b>TOTAL INDUSTRIAL &amp; WHOLESALE REVENUE</b>	<b>565,965</b>	<b>4,453,204</b>	<b>4,206,647</b>	<b>6,077,332</b>	<b>73%</b>
<b>5. Power Sales</b>					
Power Sales (ReMat Revenue)	14,003	145,690	78,511	300,000	49%
Interest (ReMat Revenue)	0	5,620	1,930	0	
<b>TOTAL REMAT REVENUE</b>	<b>14,003</b>	<b>151,310</b>	<b>80,441</b>	<b>300,000</b>	<b>50%</b>
<b>6. Other Revenue and Grant Reimbursement</b>					
HB Retail Capital Replacement Rev.	3,630	28,266	27,679		
FCSD Contract (Admin & Overhead)	12,895	61,074	45,764		
FEMA/CalOES Grant Revenue	28,480	401,234	219,229		
SWRCB In-Stream Flow Grant Revenue	0	44,742	172,457		
Quagga Grant (Pass-Through)	0	0	0		
August Complex Fire Recovery	0	4,356	0		
Interest - Muni PF2 Retained	4	24,940	620		
Net Increase/(Decrease) Investment Accounts	(35)	126,432	36,529		
<b>TOTAL OTHER/GRANT REVENUE</b>	<b>44,974</b>	<b>691,045</b>	<b>502,278</b>		
<b>GRAND TOTAL ALL REVENUE</b>	<b>891,127</b>	<b>5,983,676</b>	<b>5,265,044</b>	<b>8,045,726</b>	<b>74%</b>



HUMBOLDT BAY MUNICIPAL WATER DISTRICT  
 MISCELANEOUS REVENUE - DETAIL REPORT  
 February 28, 2021

**B. MISCELLANEOUS RECEIPTS (RETURNED TO CUSTOMERS VIA PF2)**

	MTD RECEIPTS	YTD RECEIPTS
<u>Miscellaneous Revenue</u>		
ACWA/JPIA HR LaBounty Safety Award	-	350
ACWA/JPIA Wellness Grant	-	952
Dividend - Principal Life	-	897
Fees - Park Use	-	400
Rebate - CALCard	-	387
Rebate - WISE Incentive	-	12,809
Refund - Diesel Fuel Tax	-	111
Refunds - Miscellaneous	-	231
Reimb - Attorney Fees-Kirkpatrick	-	775
Reimb - Attorney Fees-Vivid Green	-	2,161
Reimb. - Copies & Postage	6	67
Reimb. - Gas	-	-
Reimb. - Telephone	-	-
Reimb. - Emp. Vol. Life & AD&D	-	118
Rent - Parking Lot	-	-
Rent & Deposit - Vivid Green	-	3,600
Retirees' Health Ins./COBRA Reimb.	-	34,509
Sale - Surplus Equipment	-	4,708
UB - Bad Debt Recovery	-	161.4
UB - Water Processing Fees	30	300
UB - Hydrant Rental Deposit/Use	96	731
 <u>Ruth Area</u>		
Lease - Don Bridge	-	-
Rent - Ruth Cabin	-	600
 <hr/>		
<b>TOTAL MISCELANEOUS REVENUE</b>	<b>131</b>	<b>63,868</b>

**HUMBOLDT BAY MUNICIPAL WATER DISTRICT**  
**ALL - MONTHLY EXPENDITURE REPORT - PAGE 1 OF 3**  
**February 28, 2021**

67% Of Budget Year

**SALARY AND EMPLOYEE BENEFIT EXPENDITURES (S. E. B.)**

	Month-to-Date	Year-to-Date	Prior Year	Budget	% of Budget
<b><i>Compensation</i></b>					
1. Wages - Regular	186,856.44	1,346,183.49	1,225,049.14	2,241,878	
2. Wages - Sick	3,316.69	30,884.79	37,547.72		
3. Wages - Vacation	14,145.89	112,917.34	84,436.95		
<i>Subtotal</i>	204,319.02	1,489,985.62	1,347,033.81	2,241,878	66%
4. Wages - Overtime	948.75	18,802.36	13,681.57	15,000	
5. Wages - Holiday (Worked)	4,146.95	11,048.84	8,663.73	15,000	
<i>Subtotal</i>	5,095.70	29,851.20	22,345.30	30,000	100%
6. Wages - Part-Time	1,073.80	21,065.58	21,032.09	78,551	27%
7. Wages - Shift Differential	1,227.44	7,324.72	6,297.07	11,000	67%
8. Wages - Standby	6,928.38	54,727.10	61,524.22	81,000	68%
9. Director Compensation	1,760.00	14,960.00	14,240.00	26,000	58%
10. Secretarial Fees	262.50	2,100.00	2,100.00	3,200	66%
11. Payroll Tax Expenses	17,463.66	126,493.03	117,381.44	192,173	66%
<i>Subtotal</i>	28,715.78	226,670.43	222,574.82	391,924	58%
<b><i>Employee Benefits</i></b>					
12. Health, Life, & LTD Ins.	75,430.03	466,154.63	421,247.65	704,507	66%
13. Air Medical Insurance	130.00	1,885.00	2,015.00	2,145	88%
14. Retiree Medical Insurance	12,185.29	98,277.75	98,050.16	103,530	95%
15. Employee Dental Insurance	2,728.52	21,750.44	19,324.44	39,399	55%
16. Employee Vision Insurance	593.92	4,769.67	4,769.92	7,350	65%
17. Employee EAP	76.16	650.04	579.53	1,116	58%
18. 457b District Contribution	2,600.00	20,250.00	20,800.00	30,600	66%
19. CalPERS Expenses	27,405.64	416,396.51	376,343.05	547,851	76%
20. Workers Comp Insurance	-	63,122.49	45,464.74	100,961	63%
<i>Subtotal</i>	121,149.56	1,093,256.53	988,594.49	1,537,459	71%
<b>TOTAL S.E.B</b>	<b>359,280.06</b>	<b>2,839,763.78</b>	<b>2,580,548.42</b>	<b>4,201,261</b>	<b>68%</b>

**HUMBOLDT BAY MUNICIPAL WATER DISTRICT**  
**MONTHLY EXPENDITURE REPORT - PAGE 2 OF 3**  
**February 28, 2021**

67% Of Budget Year

**SERVICE & SUPPLY EXPENDITURES (S & S)**

	Month-to-Date	Year-to-Date	Prior Year	Budget	% of Budget
<b><i>Operations &amp; Maintenance</i></b>					
1. Auto Maintenance	2,474.73	23,287.27	34,144.81	39,700	59%
2. Engineering	-	14,622.49	28,331.00	75,000	19%
3. Lab Expenses	855.00	10,257.80	6,967.83	13,000	79%
4. Maintenance & Repairs					
General	2,391.25	17,954.38	7,485.49	48,000	37%
TRF	82.41	4,278.49	13,090.47	20,000	21%
<i>Subtotal</i>	<i>2,473.66</i>	<i>22,232.87</i>	<i>20,575.96</i>	<i>68,000</i>	<i>33%</i>
5. Materials & Supplies					
General	9,501.41	36,490.46	23,433.69	38,000	96%
TRF	3,804.74	10,453.15	17,968.57	35,000	30%
<i>Subtotal</i>	<i>13,306.15</i>	<i>46,943.61</i>	<i>41,402.26</i>	<i>73,000</i>	<i>64%</i>
6. Radio Maintenance	553.90	5,338.31	4,174.44	8,500	63%
7. Ruth Lake License	-	1,500.00	1,500.00	1,500	100%
8. Safety Equip./Training					
General	7,678.42	18,817.54	17,677.18	22,000	86%
TRF	-	675.55	463.84	2,000	34%
<i>Subtotal</i>	<i>7,678.42</i>	<i>19,493.09</i>	<i>18,141.02</i>	<i>24,000</i>	<i>81%</i>
9. Tools & Equipment	163.49	2,514.39	8,599.35	5,000	50%
10. USGS Meter Station	-	15,430.00	-	8,500	182%
<i>Operations Subtotal</i>	<i>27,505.35</i>	<i>161,619.83</i>	<i>163,836.67</i>	<i>316,200</i>	<i>51%</i>
<b><i>General &amp; Administration</i></b>					
11. Accounting Services	1,479.00	3,279.00	6,405.00	18,000	18%
12. Bad Debt Expense	-	-	-	-	0
13. Dues & Subscriptions	-	30,756.14	28,342.20	28,100	109%
14. General Manager Training	-	47.00	2,315.18	3,000	2%
15. IT & Software Maintenance	2,830.83	17,631.96	18,912.66	31,000	57%
16. Insurance	-	86,792.90	77,863.95	111,000	78%
17. Internet	853.55	6,673.27	6,285.11	10,000	67%
18. Legal Services	1,385.50	21,892.50	40,182.25	35,000	63%
19. Miscellaneous	-	2,321.14	13,150.46	11,500	20%
20. Office Building Maint.	1,600.26	11,916.68	9,545.23	16,000	74%
21. Office Expense	3,889.79	30,947.63	47,768.62	40,500	76%
22. Professional Services	-	3,165.72	4,102.43	20,000	16%
23. Property Tax	-	945.00	945.00	1,000	95%

**HUMBOLDT BAY MUNICIPAL WATER DISTRICT**  
**MONTHLY EXPENDITURE REPORT - PAGE 3 OF 3**  
**February 28, 2021**

67% Of Budget Year

**SERVICE & SUPPLY EXPENDITURES (con't)**

	Month-to-Date	Year-to-Date	Prior Year	Budget	% of Budget
24. Regulatory Agency Fees	-	77,947.89	73,553.59	141,000	55%
25. Ruth Lake Programs	-	-	-	5,000	0%
26. Safety Apparel	-	2,925.68	3,260.79	3,000	98%
27. Technical Training	-	953.00	6,130.06	14,500	7%
28. Telephone	2,998.90	25,274.76	31,831.21	49,000	52%
29. Travel & Conference	-	(344.00)	10,693.03	25,000	-1%
<b>Gen. &amp; Admin. Subtotal</b>	<b>15,037.83</b>	<b>323,126.27</b>	<b>381,286.77</b>	<b>562,601</b>	<b>57%</b>

**Power**

30. Essex - PG & E	56,503.22	424,363.71	470,432.25		
31. 2Mw Generator Fuel	-	3,358.48	21,196.12		
<b>Subtotal Essex Pumping</b>	<b>56,503.22</b>	<b>427,722.19</b>	<b>491,628.37</b>		

32. All other PG & E	10,298.76	117,509.34	51,703.52		
<b>Subtotal All Power</b>	<b>66,801.98</b>	<b>545,231.53</b>	<b>543,331.89</b>	<b>764,500</b>	<b>71%</b>

**Total Service and Supplies incl.**

<b>Power</b>	<b>109,345.16</b>	<b>1,029,977.63</b>	<b>1,088,455.33</b>	<b>1,643,301</b>	<b>63%</b>
--------------	-------------------	---------------------	---------------------	------------------	------------

**PROJECTS, FIXED ASSETS & CONSULTING SERVICES**

	Month-to-Date	Year-to-Date		Budget	% of Budget
	111,318.00	1,319,251.00		11,116,238	12%

<b>GRAND TOTAL EXPENSES</b>	<b>579,943.22</b>	<b>5,188,992.41</b>	<b>3,669,003.75</b>	<b>16,960,800</b>	<b>31%</b>
-----------------------------	-------------------	---------------------	---------------------	-------------------	------------

33. Debt Service - SRF Loan	-	273,668.48	273,668.48	547,337	50%
-----------------------------	---	------------	------------	---------	-----

34. Debt Service - US Bank	-	81,094.05	81,094.05	162,200	50%
----------------------------	---	-----------	-----------	---------	-----

**TOTAL EXPENSES WITH DEBT SERVICE**

	585,393.10	5,558,608.76	4,023,766.28	17,670,337	
--	------------	--------------	--------------	------------	--

**OTHER EXPENSES**

35. ReMat Consultant Exp.	5,449.88	14,695.94	10,208.90		
36. Capital Replacement Exp.	-	157.88	-		

**HUMBOLDT BAY MUNICIPAL WATER DISTRICT**  
**PROJECT PROGRESS REPORT**  
**February 28, 2021**

67% Of Budget Year

**A. CAPITAL PROJECTS**

	MTD	YTD		% OF
<b>ACTIVE GRANT FUNDED CAPITAL PROJECTS</b>	<b>EXPENSES</b>	<b>TOTAL</b>	<b>BUDGET</b>	<b>BUDGET</b>
1 Grant - 12kV Switchgear Relocation <i>(\$3M - FEMA Grant)</i>	0	405,037	2,517,062	16%
2 Grant - Collector 2 Rehabilitation <i>(\$1.6M - NCRP Prop 1 Grant)</i>	2,331	70,500	1,600,000	4%
3 Grant - 3x Tank Seismic Retro <i>(\$3.5M - FEMA Grant, Phase 1 Approved)</i>	50,082	125,311	329,000	38%
<b>NON-GRANT FUNDED CAPITAL PROJECTS</b>				
4 Fiber Optic Link - Collector 2 (Phase 1)	0	2,970	65,000	5%
5 On-Site Generation of Chlorine <i>(\$850k - FY21-22, Treatment Facility Project)</i>	0	0	850,000	0%
6 Techite Intertie Location Abandonment	0	1,256	12,000	10%
7 FY21 Mainline Valve Replacement	0	0	31,750	0%
8 Main Office Emergency Generator	744	15,005	37,250	40%
9 Transformer at Hydro Plant	0	0	160,000	0%
10 Interruptor Switchgear Panel	0	0	28,000	0%
11 Headquarters Remodel	0	2	120,000	0%
12 Headquarters Fire System & Pump House	0	0	4,500	0%
13 Headquarters & Bunkhouse Generator	0	309	15,000	2%
14 Curbing on Mad River Road	0	200	5,800	3%
<b>TOTAL CAPITAL PROJECTS</b>	<b>53,157</b>	<b>620,591</b>	<b>5,775,362</b>	<b>11%</b>

**B. EQUIPMENT AND FIXED ASSET PROJECTS**

	MTD	YTD		% OF
	<b>EXPENSES</b>	<b>TOTAL</b>	<b>BUDGET</b>	<b>BUDGET</b>
15 FY21 Replace Admin Computers (Ops)	1,519	1,519	2,500	61%
16 Ruth Vehicle (Unit 6)	0	43,168	62,500	69%
17 High Pressure Washer	0	0	11,250	0%
18 Portable Sandblasting Unit	0	4,195	4,750	88%
19 Wheels/Tires on Zieman Trailer	0	2,868	3,250	88%
20 Ergonomic Desks for AOS, WOS, Electrical Shop	0	4,114	4,750	87%
21 2 New Laptop Computers	0	2,924	3,000	97%
22 Tractor Mower	0	0	8,500	0%
23 Tools & Equipment Storage for Shop	495	2,320	2,750	84%

**HUMBOLDT BAY MUNICIPAL WATER DISTRICT****PROJECT PROGRESS REPORT - PAGE 2 OF 5**

67% Of Budget Year

February 28, 2021

**B. EQUIPMENT AND FIXED ASSET PROJECTS (con't)**

	MTD EXPENSES	YTD TOTAL	BUDGET	% OF BUDGET
24 Trench Shoring Equipment	3,184	3,184	3,750	85%
25 Portable Electric Valve Operator	0	11,651	11,000	106%
26 Hazardous Spill Containment Equipment	0	2,452	2,500	98%
27 Tractor	0	0	70,750	0%
28 Tilt-Deck Equipment Trailer	41	11,502	12,750	90%
29 Hydraulic Bolt Torque Machine	0	0	12,000	0%
30 Sieve Shaker	0	1,828	2,500	73%
<i>(Treatment Facility Project)</i>				
31 Replace Admin Computers (Office)	0	4,021	5,500	73%
32 Ergonomic Desk for Customer Service Desk	0	1,254	3,000	42%
33 Front Office Doors	0	0	6,000	0%
34 Base Radio Units for HQ & Relief Operator	0	3,161	3,750	84%
35 Howell Bungler Valve Cylinders	0	7,341	8,750	84%
36 Ruth Property Maintenance Equipment	0	109	4,000	3%
37 Ruth HQ Shop Lighting Upgrade/Equipment	0	0	6,250	0%
38 Log Boom Inspection Equipment	0	1,694	2,500	68%
<b>TOTAL EQUIPMENT &amp; FIXED ASSET PROJECTS</b>	<b>5,239</b>	<b>109,305</b>	<b>258,250</b>	<b>42%</b>

**C. MAINTENANCE PROJECTS**

	MTD EXPENSES	YTD TOTAL	BUDGET	% OF BUDGET
39 FY21 Pipeline Maintenance	1,030	6,357	12,750	50%
40 FY21 12kV System Maintenance	0	0	4,000	0%
41 FY21 Main Line Meter Flow Calculation	271	3,973	14,000	28%
42 FY21 Technical Support/Software Updates	0	7,553	17,250	44%
43 FY21 Generator Services	0	828	3,500	24%
44 FY21 TRF Generator Services	0	13	500	3%
<i>(Treatment Facility Project)</i>				
45 FY21 Hazard/Diseased Tree Removal	0	0	8,000	0%
46 FY21 Cathodic Protection	0	0	6,500	0%
47 FY21 Maintenance Emergency Repairs	1,531	21,802	50,000	44%
48 FY21 Fleet Paint Repairs	0	0	5,000	0%
49 Surge Tank Refurbishments	0	1,187	3,000	40%
50 Microsoft Office Package Upgrade	0	6,885	8,250	83%
51 FY21 Pipeline Repair Parts	0	0	12,250	0%
52 Collector Lube Oil Reservoir Replacement	0	13,167	16,000	82%
53 Oil Filter Crushing Station	0	0	2,500	0%
54 35kW Voltage Selector Switch	0	0	5,500	0%
55 Fence/Gate-DG Fairhaven Fire Service Meter	0	1,720	6,400	27%
56 FY21 TRF Limitorque Valve Retrofit Supplies	0	0	14,500	0%
<i>(Treatment Facility Project)</i>				



**HUMBOLDT BAY MUNICIPAL WATER DISTRICT****PROJECT PROGRESS REPORT - PAGE 3 OF 5**

February 28, 2021

67% Of Budget Year

**C. MAINTENANCE PROJECTS (con't)**

	MTD EXPENSES	YTD TOTAL	BUDGET	% OF BUDGET
57 FY21 Chemical Pump Spare Parts Inventory <i>(Treatment Facility Project)</i>	0	1,043	5,250	20%
58 Emergency Sample Sump Pump <i>(Treatment Facility Project)</i>	6,080	6,080	6,250	97%
59 TRF Process Pumps Rebuild Kit Inventory <i>(Treatment Facility Project)</i>	0	7,754	8,250	94%
60 Sludge Bed Lighting Project <i>(Treatment Facility Project)</i>	757	757	4,250	18%
61 Emergency Limitorque Gear Boxes <i>(Treatment Facility Project)</i>	0	0	14,750	0%
62 Brush Abatement - Ruth Hydro	0	0	6,500	0%
63 Howell Bunger Valve Inspection	0	0	1,110	0%
64 Ruth LTO Insurance	0	0	5,000	0%
65 Log Boom Inspection	0	260	1,000	26%
66 FY21 Abandoned Vehicle Abatement - Ruth	0	0	4,000	0%
67 Log Boom Hardware Replacement	0	4,183	7,000	60%
<b>TOTAL MAINTENANCE PROJECTS</b>	<b>9,668</b>	<b>83,564</b>	<b>253,260</b>	<b>33%</b>

**D. PROFESSIONAL & CONSULTING SERVICES**

	MTD EXPENSES	YTD TOTAL	BUDGET	% OF BUDGET
68 FY21 Crane Testing/Certification	0	8,248	10,000	82%
69 FY21 Chlorine System Maintenance	1,628	5,343	16,750	32%
70 FY21 Backflow Meter Training	0	0	3,000	0%
71 Hydro Plant Annual Elect. & Maintenance Inspection	0	0	2,050	0%
72 FY21 Essex Mad River Cross-Sectional Survey	0	7,803	10,000	78%
73 FY21 Technical Training	0	460	23,250	2%
74 FY21 O & M Training	0	0	20,000	0%
75 FY21 Essex Server Backup System (Monthly Fees)	0	8,580	8,750	98%
76 FY21 Public Education Funds	0	0	5,000	0%
77 Water Plan	0	513	30,000	2%
78 FY21 Electrical Technical Training	0	0	13,250	0%
79 FY21 Annual Section 115 Pension Trust Contribution	0	50,000	50,000	100%
80 FY21 Grant Application Assistance	0	3,666	20,000	18%
81 Comp. Domestic Pipeline Fitness Eval.	0	0	195,000	0%
82 Staff Gauge Survey	790	3,800	3,800	100%
83 Retail Rate Study Assistance	3,857	3,857	5,000	77%
84 FERC Part 12 - Plunge Pool Underwater Inspection	0	5,200	13,500	39%
85 FERC Part 12 - Geologist Inspection	1,700	1,700	6,800	25%
86 FERC Part 12 - Ind. Consultant Insp. (FY22)	0	6,614	20,000	33%

## HUMBOLDT BAY MUNICIPAL WATER DISTRICT

## PROJECT PROGRESS REPORT - PAGE 4 OF 5

February 28, 2021

67% Of Budget Year

**D. PROFESSIONAL & CONSULTING SERVICES (CONT)**

	MTD EXPENSES	YTD TOTAL	BUDGET	% OF BUDGET
87 FERC - Dam Safety Surveillance & Monitoring Report	0	724	8,000	9%
88 FERC - Dam Safety Engineer	482	4,039	12,000	34%
89 Dam Spillway Wall Monument Survey	1,490	7,600	7,600	100%
90 Spillway Repair, Inspection & Reporting Assistance	0	210	10,000	2%
<b>TOTAL PROF/CONSULTING SERVICES</b>	<b>9,947</b>	<b>118,356</b>	<b>493,750</b>	<b>24%</b>

**E. INDUSTRIAL SYSTEM PROJECTS**

91 Maintain Water Supply to PS6 during Low-Flow	0	0	13,250	0.0%
<b>TOTAL INDUSTRIAL SYSTEM PROJECTS</b>	<b>0</b>	<b>0</b>	<b>13,250</b>	<b>0%</b>

**F. CARRY-OVER PROJECTS FROM PRIOR YEAR**

92 Collector 5 Security & Anti-Vandalism Measures	0	0	7,500	0%
<b>TOTAL CARRYOVER PROJECTS</b>	<b>0</b>	<b>0</b>	<b>7,500</b>	<b>0%</b>

**G. PROJECTS NOT CURRENTLY CHARGED TO MUNICIPAL CUSTOMERS**

	MTD EXPENSES	YTD TOTAL	BUDGET	% OF BUDGET
93 18,000 Lb. Excavator <i>(Advanced Charges)</i>	0	97,341	222,800	44%
94 HB Retail Radio-Read Meter Project <i>(HB Retail Capital Replacement Funds)</i>	0	0	7,500	0%
95 Streambed Flow Enhancement Grant <i>(DWR Grant)</i>	0	15,368	467,969	3%
96 Refurbish PS-6 (Phase 1) <i>(EDA Grant &amp; Reserves)</i>	0	2,217	3,500,000	0%
97 I/W Reservoir Fencing Repairs/Replacement <i>(Reserves)</i>	26	810	11,250	7%
98 I/W System Evaluation Memo <i>(Reserves)</i>	0	0	26,000	0%
99 PS6 Gravel Bar Work <i>(Reserves)</i>	0	0	76,100	0%
100 Industrial System Assistance <i>(Reserves)</i>	0	0	10,000	0%
101 Industrial/Domestic System Intertie <i>(Reserves)</i>	0	0	11,000	0%
<sup>101</sup> A Fire Disaster Recovery 2020 <i>(Reserves)</i>	29,744	76,451	0	0%
<sup>101B</sup> Grant - FEMA - COVID-19 Pandemic <i>(Reserves)</i>	927	6,180	0	0%
<b>TOTAL NOT CHARGED TO CUSTOMERS</b>	<b>30,697</b>	<b>198,366</b>	<b>4,332,619</b>	<b>5%</b>

## HUMBOLDT BAY MUNICIPAL WATER DISTRICT

## PROJECT PROGRESS REPORT - PAGE 5 OF 5

February 28, 2021

67% Of Budget Year

**H. ADVANCED CHARGES & DEBIT SERVICE FUNDS COLLECTED - FY21**

	MTD	YTD	BUDGET	% BUDGET
102 Grant - Collector Mainline Redundancy Pipeline <i>(\$3.1M - PENDING FEMA Grant)</i>	4,167	33,333	50,000	67%
103 Grant - Collector 2 Rehabilitation <i>(\$1.2M - NCRP Prop1 Grant)</i>	16,667	133,333	200,000	67%
104 Grant - 3x Tank Seismic Retro <i>(\$3.5M - FEMA Grant, Phase 1 Approved)</i>	16,667	133,333	200,000	67%
105 Grant - TRF Generator <i>(\$1.9M - PENDING FEMA Grant)</i>	2,083	16,667	25,000	67%
106 Cathodic Protection Project <i>(\$405k, FY22)</i>	8,333	66,667	100,000	67%
107 On-Site Generation of Chlorine <i>(\$850k, FY21-22)</i>	6,667	53,333	80,000	67%
108 Ranney Collector 3/Techite Debit Service Funds	14,745	117,964	162,200	73%
<b>TOTAL ADVANCED CHARGES COLLECTED - FY21</b>	<b>69,329</b>	<b>554,630</b>	<b>817,200</b>	<b>68%</b>

**PROJECT PROGRESS REPORT SUMMARY OF ALL ACTIVITY**

CUSTOMER CHARGES	MTD	YTD	BUDGET	% BUDGET
TOTAL NON-GRANT FUNDED CAPITAL PROJECTS*	744	19,743	479,300	4%
TOTAL EQUIPMENT & FIXED ASSET PROJECTS	5,239	109,305	258,250	42%
TOTAL MAINTENANCE PROJECTS	9,668	83,564	253,260	33%
TOTAL PROF/CONSULTING SERVICES	9,947	118,356	493,750	24%
TOTAL INDUSTRIAL SYSTEM PROJECTS	0	0	13,250	0%
TOTAL CARRYOVER PROJECTS	0	0	7,500	0%
TOTAL ADVANCED CHARGES/DEBIT SERVICE - FY21	69,329	554,630	817,200	68%
<b>TOTAL CUSTOMER CHARGES</b>	<b>\$94,926</b>	<b>\$885,599</b>	<b>\$2,322,510</b>	<b>38%</b>

\*EXCLUDES ON-SITE GENERATION OF CHLORINE

NON-CUSTOMER CHARGES (CURRENT FY)	MTD	YTD	BUDGET	% BUDGET
TOTAL GRANT FUNDED CAPITAL PROJECTS	52,413	600,848	4,446,062	14%
TOTAL NON-CUSTOMER CHARGES	30,697	198,366	4,332,619	5%
TOTAL USE OF ENCUMBERED FUNDS	1,305	94,534	229,305	41%
<b>TOTAL NON-CUSTOMER CHARGES</b>	<b>\$84,415</b>	<b>\$893,748</b>	<b>\$9,007,986</b>	<b>10%</b>
<b>GRAND TOTAL PROJECT BUDGET ACTIVITY</b>	<b>\$179,341</b>	<b>\$1,779,347</b>	<b>\$11,330,496</b>	<b>16%</b>

**HUMBOLDT BAY MUNICIPAL WATER DISTRICT**  
**ENCUMBERED FUNDS RECONCILIATION REPORT**  
**February 28, 2021**

	MTD EXPENSES	YTD TOTAL	AMOUNT ENCUMBERED	REMAINING
<b>A. CAPITAL PROJECTS</b>				
1 TRF Line Shed 5	0	8,743	14,950	6,207
<b>B. EQUIPMENT &amp; FIXED ASSET PROJECTS</b>				
2 Chlorine System Maintenance	0	3,050	3,050	(0)
3 Col. 2 Underground 12Kv Power/Fiber Optic	0	1,395	21,460	20,065
4 Eureka Office Carpeting	0	13,500	14,500	1,000
5 Eureka Office ADA Upgrades	0	3,275	3,275	0
6 Fleet Maintenance Equipment	0	0	300	300
7 Meter Reader Handheld Unit	0	3,100	4,500	1,400
8 Replacement of UPS's (Phase 2)	0	27,434	27,950	516
<b>C. MAINTENANCE PROJECTS</b>				
9 Collector 1 Electrical Upgrade 2018/19	0	0	31,000	31,000
10 Gates at I/W Reservoir and SBPS	0	385	800	415
11 Ruth HQ Dock Decking	0	1,219	2,200	981
12 Ruth Slide Gate Hydraulic Oil	0	746	1,950	1,204
<b>D. PROFESSIONAL &amp; CONSULTING SERVICES</b>				
13 Hydro Plant Electrical and Maintenance Insp.	0	0	2,000	2,000
14 Ruth Hydro Relay Replacement-Phase 2	0	27,367	87,000	59,633
15 FY20 Abandoned Vehicle Abatement - Ruth	0	0	10,000	10,000
<b>E. FY20 SERVICE &amp; SUPPLY BUDGET</b>				
16 MAINTENANCE & REPAIRS	0	2465	2,465	0
17 MATERIALS & SUPPLIES	0	50	50	0
18 SAFETY EQUIP & TRAINING	0	500	550	50
19 ACCOUNTING	1305	1305	1,305	0
<b>ENCUMBERED FUNDS TOTAL</b>	<b>1,305</b>	<b>94,534</b>	<b>229,305</b>	<b>134,771</b>



Humboldt Bay Municipal Water District

--Monthly Expenses by Vendor Detail Report--  
Report dates: 2/1/2021-2/28/2021Page: 1  
Mar 01, 2021 01:46PM

Vendor Name	Date Paid	Description	Amount Paid
<b>101 NETLINK</b>			
101 NETLINK	02/01/2021	<i>Ruth Data Link/Internet</i>	180.00
Total 101 NETLINK:			180.00
<b>ACWA/JPIA</b>			
ACWA/JPIA	02/19/2021	<i>RETIREE MEDICAL</i>	12,049.25
ACWA/JPIA	02/19/2021	<i>COBRA Dental</i>	98.92
ACWA/JPIA	02/19/2021	<i>COBRA Vision</i>	37.12
Total ACWA/JPIA:			12,185.29
<b>Advanced Display &amp; Signs</b>			
Advanced Display & Signs	02/11/2021	<i>Survey markers for District properties</i>	255.54
Total Advanced Display & Signs:			255.54
<b>Advanced Security Systems</b>			
Advanced Security Systems	02/08/2021	<i>Ruth Hydro Quarterly Alarm System Monitoring</i>	76.50
Total Advanced Security Systems:			76.50
<b>AirGas NCN</b>			
AirGas NCN	02/26/2021	<i>safety Supplies</i>	78.17
AirGas NCN	02/26/2021	<i>safety Supplies</i>	89.25
Total AirGas NCN:			167.42
<b>AT &amp; T</b>			
AT & T	02/18/2021	<i>SIMS Service</i>	318.99
AT & T	02/18/2021	<i>Eureka/Essex Landline</i>	35.37
AT & T	02/18/2021	<i>Arcata/Essex Landline</i>	35.37
AT & T	02/18/2021	<i>Samoa/Essex Landline</i>	237.17
AT & T	02/18/2021	<i>Eureka Office Modem Line</i>	52.68
AT & T	02/18/2021	<i>Eureka Office Alarm Line</i>	55.24
AT & T	02/18/2021	<i>Samoa Booster Pump Station</i>	57.11
AT & T	02/18/2021	<i>Valve Building - Samoa</i>	57.11
AT & T	02/18/2021	<i>Eureka Office</i>	216.47
AT & T	02/18/2021	<i>TRF</i>	51.67
AT & T	02/18/2021	<i>Ruth Hydro Data Line</i>	52.68
AT & T	02/18/2021	<i>Essex office/Modem/Alarm System</i>	52.68
Total AT & T:			1,222.54
<b>AT&amp;T Long Distance</b>			
AT&T Long Distance	02/03/2021	<i>Essex Control Long Distance</i>	22.12
AT&T Long Distance	02/03/2021	<i>Valve Building-Samoa Long Distance</i>	120.54
AT&T Long Distance	02/03/2021	<i>Eureka Office Long Distance</i>	7.38
AT&T Long Distance	02/03/2021	<i>TRF Long Distance</i>	55.31
AT&T Long Distance	02/03/2021	<i>Ruth Hydro/Dataline Long Distance</i>	103.20
AT&T Long Distance	02/08/2021	<i>Eureka Office Long Distance</i>	160.70
AT&T Long Distance	02/12/2021	<i>Essex Control Long Distance</i>	22.12
AT&T Long Distance	02/12/2021	<i>Valve Building-Samoa Long Distance</i>	120.54
AT&T Long Distance	02/12/2021	<i>Eureka Office Long Distance</i>	12.01
AT&T Long Distance	02/12/2021	<i>TRF Long Distance</i>	84.69
AT&T Long Distance	02/12/2021	<i>Ruth Hydro/Dataline Long Distance</i>	128.57

Humboldt Bay Municipal Water District

--Monthly Expenses by Vendor Detail Report--  
Report dates: 2/1/2021-2/28/2021Page: 2  
Mar 01, 2021 01:46PM

Vendor Name	Date Paid	Description	Amount Paid
Total AT&T Long Distance:			837.18
<b>Bruce Brashear</b>			
Bruce Brashear	02/11/2021	Safe Work Practice Award 2020	200.00
Total Bruce Brashear:			200.00
<b>California Conservation Corps</b>			
California Conservation Corps	02/25/2021	Ruth Area Fire Disaster Recovery	23,422.50
Total California Conservation Corps:			23,422.50
<b>Campton Electric Supply</b>			
Campton Electric Supply	02/25/2021	TRF Sludge bed lighting project	756.92
Total Campton Electric Supply:			756.92
<b>Chris Harris</b>			
Chris Harris	02/11/2021	Safe Work Practice Award 2020	200.00
Total Chris Harris:			200.00
<b>Chris Merz</b>			
Chris Merz	02/11/2021	Safe Work Practice Award 2020	200.00
Total Chris Merz:			200.00
<b>Citi Cards</b>			
Citi Cards	02/26/2021	Essex Safety Supplies-COVID	16.26
Citi Cards	02/26/2021	Essex Safety Supplies-COVID	30.14
Citi Cards	02/26/2021	Essex Safety Supplies-COVID	16.26
Citi Cards	02/26/2021	Essex Safety Supplies	16.26
Citi Cards	02/26/2021	Eureka office supplies	15.18
Total Citi Cards:			94.10
<b>City of Eureka</b>			
City of Eureka	02/08/2021	Eureka office water/sewer	81.76
Total City of Eureka:			81.76
<b>Coastal Business Systems Inc.</b>			
Coastal Business Systems Inc.	02/18/2021	Eureka office copy and fax machine	1,120.69
Total Coastal Business Systems Inc.:			1,120.69
<b>Corey Borghino</b>			
Corey Borghino	02/11/2021	Safe Work Practice Award 2020	200.00
Total Corey Borghino:			200.00
<b>Dale H. Davidsen</b>			
Dale H. Davidsen	02/11/2021	Safe Work Practice Award 2020	200.00
Total Dale H. Davidsen:			200.00



Humboldt Bay Municipal Water District

--Monthly Expenses by Vendor Detail Report--  
Report dates: 2/1/2021-2/28/2021Page: 3  
Mar 01, 2021 01:46PM

Vendor Name	Date Paid	Description	Amount Paid
<b>Dave Perkins</b>			
Dave Perkins	02/01/2021	auto mileage reimbursement	99.96
Total Dave Perkins:			99.96
<b>David J. Corral</b>			
David J. Corral	02/11/2021	Safe Work Practice Award 2020	200.00
Total David J. Corral:			200.00
<b>Dee Dee Simpson-Glenn</b>			
Dee Dee Simpson-Glenn	02/11/2021	Safe Work Practice Award 2020	200.00
Total Dee Dee Simpson-Glenn:			200.00
<b>Design Air - Heating &amp; Sheetmetal</b>			
Design Air - Heating & Sheetmetal	02/26/2021	Eureka office furnace repair	456.91
Total Design Air - Heating & Sheetmetal:			456.91
<b>Enterprise-Record</b>			
Enterprise-Record	02/11/2021	Public Hearing Notice - Humboldt Bay Retail Rate Study	326.28
Total Enterprise-Record:			326.28
<b>Eureka Oxygen</b>			
Eureka Oxygen	02/12/2021	cylinder rental	119.08
Total Eureka Oxygen:			119.08
<b>Fastenal Company</b>			
Fastenal Company	02/26/2021	Pipeline Maintenance-DG Fire Service	648.52
Fastenal Company	02/26/2021	Repair Harbor District meter service	298.68
Fastenal Company	02/26/2021	Replenish safety supplies	71.21
Total Fastenal Company:			1,018.41
<b>FEDEX Freight West</b>			
FEDEX Freight West	02/25/2021	ship Eureka meter for calibration/repair	270.59
Total FEDEX Freight West:			270.59
<b>FleetPride</b>			
FleetPride	02/26/2021	Tilt-Deck Equipment Trailer	51.37
FleetPride	02/26/2021	Tilt-Deck Equipment Trailer	26.84
FleetPride	02/26/2021	Tilt-Deck Equipment Trailer	16.75
FleetPride	02/26/2021	vehicle maintenance	10.33
Total FleetPride:			51.61
<b>Frontier Communications</b>			
Frontier Communications	02/25/2021	Ruth HQ	55.63
Frontier Communications	02/25/2021	Ruth Hydro/Ruth Dataline	220.42
Total Frontier Communications:			276.05

Humboldt Bay Municipal Water District

--Monthly Expenses by Vendor Detail Report--  
Report dates: 2/1/2021-2/28/2021Page: 4  
Mar 01, 2021 01:46PM

Vendor Name	Date Paid	Description	Amount Paid
<b>GEI Consultants, Inc</b>			
GEI Consultants, Inc	02/25/2021	<i>FERC ODSP Review</i>	481.50
Total GEI Consultants, Inc:			481.50
<b>Genesis Computer Systems, Inc</b>			
Genesis Computer Systems, Inc	02/25/2021	<i>Replace Essex Administrative Computers</i>	1,518.57
Total Genesis Computer Systems, Inc:			1,518.57
<b>GFS Chemicals, Inc</b>			
GFS Chemicals, Inc	02/25/2021	<i>Essex Lab turbidity meter calibration kit</i>	154.24
GFS Chemicals, Inc	02/25/2021	<i>TRF turbidity meter calibration kit</i>	154.24
GFS Chemicals, Inc	02/25/2021	<i>Turbidity calibration standards</i>	860.85
Total GFS Chemicals, Inc:			1,169.33
<b>GHD</b>			
GHD	02/26/2021	<i>Assistance with Humboldt Bay Retail Rate Study</i>	3,857.01
GHD	02/26/2021	<i>Reservoirs (3) Seismic Retrofit - Grant</i>	50,081.79
GHD	02/26/2021	<i>12KV Switchgear Replacement Project - Grant</i>	8,999.00
GHD	02/26/2021	<i>Collector 2 Rehabilitation - Grant</i>	2,331.26
Total GHD:			65,269.06
<b>Grainger</b>			
Grainger	02/25/2021	<i>Collector 2 heater replacement</i>	469.02
Total Grainger:			469.02
<b>Harbor Freight Tools</b>			
Harbor Freight Tools	02/26/2021	<i>Unit 4 maintenance</i>	55.28
Harbor Freight Tools	02/26/2021	<i>Essex safety supplies - COVID</i>	58.43
Total Harbor Freight Tools:			113.71
<b>Health Equity Inc</b>			
Health Equity Inc	02/11/2021	<i>HSA Admin Fee - 2 employees</i>	5.90
Health Equity Inc	02/11/2021	<i>HSA Admin Fee 8 employees</i>	23.60
Health Equity Inc	02/19/2021	<i>District HSA Contributions- 2 employees</i>	1,256.62
Health Equity Inc	02/19/2021	<i>District HSA Contributions - 8 employees</i>	4,743.34
Total Health Equity Inc:			6,029.46
<b>Hensel Hardware</b>			
Hensel Hardware	02/26/2021	<i>TRF COVID Safety Supplies</i>	54.51
Hensel Hardware	02/26/2021	<i>maintenance supplies</i>	51.57
Hensel Hardware	02/26/2021	<i>maintenance supplies</i>	10.41
Hensel Hardware	02/26/2021	<i>pipeline maintenance</i>	82.33
Hensel Hardware	02/26/2021	<i>maintenance supplies</i>	1.94
Hensel Hardware	02/26/2021	<i>maintenance supplies</i>	43.37
Total Hensel Hardware:			240.25
<b>Henwood Associates, Inc</b>			
Henwood Associates, Inc	02/08/2021	<i>Consultant Services Agreement- December 2020</i>	424.31

Humboldt Bay Municipal Water District

--Monthly Expenses by Vendor Detail Report--  
Report dates: 2/1/2021-2/28/2021Page: 5  
Mar 01, 2021 01:46PM

Vendor Name	Date Paid	Description	Amount Paid
Total Henwood Associates, Inc:			424.31
<b>Humboldt County Treasurer</b> Humboldt County Treasurer	02/26/2021	<i>Fund No 3876 Account 800870</i>	45,611.43
Total Humboldt County Treasurer:			45,611.43
<b>Humboldt Redwood Company, LLC</b> Humboldt Redwood Company, LLC	02/08/2021	<i>Mt Pierce Lease site</i>	296.40
Total Humboldt Redwood Company, LLC:			296.40
<b>Ian Ivey</b> Ian Ivey Ian Ivey	02/11/2021 02/11/2021	<i>expense reimbursement for TRF safety supplies - COVID</i> <i>Safe Work Practice Award 2020</i>	42.29 200.00
Total Ian Ivey:			242.29
<b>Industry Uptime, Inc</b> Industry Uptime, Inc	02/08/2021	<i>Emergency Sampl Sump Pump</i>	6,079.84
Total Industry Uptime, Inc:			6,079.84
<b>Janet Powell</b> Janet Powell	02/01/2021	<i>auto mileage reimbursement]</i>	202.94
Total Janet Powell:			202.94
<b>Jasson Klingonsmith</b> Jasson Klingonsmith	02/11/2021	<i>Safe Work Practice Award 2020</i>	200.00
Total Jasson Klingonsmith:			200.00
<b>John Friedenbach</b> John Friedenbach	02/11/2021	<i>Safe Work Practice Award 2020</i>	200.00
Total John Friedenbach:			200.00
<b>Josiah Hargadon</b> Josiah Hargadon	02/11/2021	<i>Safe Work Practices Award 2020</i>	200.00
Total Josiah Hargadon:			200.00
<b>JTN Energy, LLC</b> JTN Energy, LLC	02/08/2021	<i>Consultant Services Agreement - December 2020</i>	424.31
Total JTN Energy, LLC:			424.31
<b>Keith Daggs</b> Keith Daggs	02/11/2021	<i>Safe Work Practice Award 2020</i>	200.00
Total Keith Daggs:			200.00
<b>Ken Davis</b> Ken Davis	02/11/2021	<i>Safe Work Practice Award 2020 Grand Prize</i>	500.00

Humboldt Bay Municipal Water District

--Monthly Expenses by Vendor Detail Report--  
Report dates: 2/1/2021-2/28/2021Page: 6  
Mar 01, 2021 01:46PM

Vendor Name	Date Paid	Description	Amount Paid
<b>Total Ken Davis:</b>			<b>500.00</b>
<b>Kernen Construction</b>			
Kernen Construction	02/26/2021	Fieldbrook-Glendale CSD Leak Repair	81.20
<b>Total Kernen Construction:</b>			<b>81.20</b>
<b>Larry Raschein</b>			
Larry Raschein	02/11/2021	Safe Work Practice Award 2020	100.00
Larry Raschein	02/11/2021	Safe Work Practice Award 2020	100.00
<b>Total Larry Raschein:</b>			<b>200.00</b>
<b>Lui Ahmad</b>			
Lui Ahmad	02/11/2021	Safe Work Practice Award 2020	200.00
<b>Total Lui Ahmad:</b>			<b>200.00</b>
<b>Mario Palmero</b>			
Mario Palmero	02/11/2021	Essex Petty Cash - Lab Supplies	22.14
Mario Palmero	02/11/2021	Essex Petty Cash - Maintenance Tools	19.52
Mario Palmero	02/11/2021	Essex Petty Cash - Safety Meeting	26.05
Mario Palmero	02/11/2021	Essex Petty Cash - Safety Equipment	7.58
Mario Palmero	02/11/2021	Essex Petty Cash - Office Supplies	9.99
Mario Palmero	02/11/2021	Essex Petty Cash - TRF tools	17.35
Mario Palmero	02/11/2021	Essex Petty Cash - Office Supplies	22.76
Mario Palmero	02/11/2021	Essex Petty Cash - Safety Binders	19.51
Mario Palmero	02/11/2021	Safe Practices Award 2020	200.00
<b>Total Mario Palmero:</b>			<b>344.90</b>
<b>Matthew Davis</b>			
Matthew Davis	02/11/2021	Safe Work Practices Award 2020	200.00
<b>Total Matthew Davis:</b>			<b>200.00</b>
<b>Miller Farms Nursery</b>			
Miller Farms Nursery	02/26/2021	Repair Harbor District meter service fence	2.14
Miller Farms Nursery	02/26/2021	Industrial Water Reservoir Fencing Repair	25.80
<b>Total Miller Farms Nursery:</b>			<b>27.94</b>
<b>Mission Linen</b>			
Mission Linen	02/03/2021	maintenance supplies	49.26
Mission Linen	02/03/2021	Uniform Rental	98.16
Mission Linen	02/03/2021	Uniform Rental	123.85
Mission Linen	02/03/2021	maintenance supplies	173.80
Mission Linen	02/03/2021	Uniform Rental	98.16
Mission Linen	02/03/2021	Uniform Rental	123.85
<b>Total Mission Linen:</b>			<b>667.08</b>
<b>Mitchell, Brisso, Delaney &amp; Vrieze</b>			
Mitchell, Brisso, Delaney & Vrieze	02/08/2021	Legal Services- Ruth Area Fire Recovery January 2021	139.50
Mitchell, Brisso, Delaney & Vrieze	02/08/2021	Legal Services- Ruth Area Vivid Green January 2021	31.00
Mitchell, Brisso, Delaney & Vrieze	02/08/2021	Legal Services- January 2021 North Mainline Extension Study	15.50

Humboldt Bay Municipal Water District

--Monthly Expenses by Vendor Detail Report--  
Report dates: 2/1/2021-2/28/2021Page: 7  
Mar 01, 2021 01:46PM

Vendor Name	Date Paid	Description	Amount Paid
Mitchell, Brisso, Delaney & Vrieze	02/08/2021	Legal Services- January 2021	170.50
Mitchell, Brisso, Delaney & Vrieze	02/08/2021	Legal Services- RLCSD January 2021	434.00
Total Mitchell, Brisso, Delaney & Vrieze:			790.50
<b>Napa Auto Parts</b>			
Napa Auto Parts	02/26/2021	TRF Generator service	67.25
Napa Auto Parts	02/26/2021	battery maintenance supplies	8.34
Napa Auto Parts	02/26/2021	TRF Generator service	15.16
Napa Auto Parts	02/26/2021	vehicle maintenance	212.76
Napa Auto Parts	02/26/2021	vehicle maintenance	15.18
Napa Auto Parts	02/26/2021	vehicle maintenance	5.75
Total Napa Auto Parts:			294.08
<b>North Coast Laboratories</b>			
North Coast Laboratories	02/08/2021	lab tests - Humboldt Bay Retail	95.00
North Coast Laboratories	02/08/2021	lab tests - Fieldbrook-Glendale CSD	95.00
North Coast Laboratories	02/08/2021	lab tests - Humboldt Bay Retail	285.00
North Coast Laboratories	02/08/2021	lab tests - Humboldt Bay Retail	95.00
North Coast Laboratories	02/08/2021	lab tests - Fieldbrook-Glendale CSD	95.00
North Coast Laboratories	02/08/2021	lab tests - Humboldt Bay Retail	95.00
North Coast Laboratories	02/08/2021	lab tests - Fieldbrook-Glendale CSD	95.00
Total North Coast Laboratories:			855.00
<b>Northern California Safety Consortium</b>			
Northern California Safety Consortium	02/08/2021	membership fee	75.00
Total Northern California Safety Consortium:			75.00
<b>NTU Technologies, Inc</b>			
NTU Technologies, Inc	02/26/2021	TRF chemical supplies	3,632.85
Total NTU Technologies, Inc:			3,632.85
<b>Pacific Gas &amp; Electric Co.</b>			
Pacific Gas & Electric Co.	02/18/2021	Ruth Hydro	25.46
Pacific Gas & Electric Co.	02/18/2021	Eureka Office	621.57
Pacific Gas & Electric Co.	02/18/2021	Jackson Ranch Rectifier	16.26
Pacific Gas & Electric Co.	02/18/2021	299 Rectifier	128.35
Pacific Gas & Electric Co.	02/18/2021	West End Road Rectifier	128.59
Pacific Gas & Electric Co.	02/18/2021	TRF	8,912.55
Pacific Gas & Electric Co.	02/18/2021	Ruth Hydro Valve Control	30.07
Pacific Gas & Electric Co.	02/18/2021	Ruth Hydro	66.15
Pacific Gas & Electric Co.	02/18/2021	Samoa Booster Pump Station	335.61
Pacific Gas & Electric Co.	02/18/2021	Samoa Dial Station	34.15
Pacific Gas & Electric Co.	02/18/2021	Essex Pumping 1/1-31/2021	56,503.22
Total Pacific Gas & Electric Co.:			66,801.98
<b>Pacific Paper Co.</b>			
Pacific Paper Co.	02/26/2021	Eureka office supplies	115.75
Total Pacific Paper Co.:			115.75

Humboldt Bay Municipal Water District

--Monthly Expenses by Vendor Detail Report--  
Report dates: 2/1/2021-2/28/2021Page: 8  
Mar 01, 2021 01:46PM

Vendor Name	Date Paid	Description	Amount Paid
<b>Pape Material Handling</b>			
Pape Material Handling	02/26/2021	<i>John Deere 60G Excavator supplies</i>	96.27
Total Pape Material Handling:			96.27
<b>Paul Jorgensen</b>			
Paul Jorgensen	02/11/2021	<i>Safe Work Practice Award 2020</i>	200.00
Total Paul Jorgensen:			200.00
<b>Picky, Picky, Picky, Inc</b>			
Picky, Picky, Picky, Inc	02/26/2021	<i>Safety Boots for Keith Daggs</i>	380.82
Total Picky, Picky, Picky, Inc:			380.82
<b>Pitney Bowes</b>			
Pitney Bowes	02/18/2021	<i>refill postage</i>	500.00
Total Pitney Bowes:			500.00
<b>PitStop Cleaning`</b>			
PitStop Cleaning`	02/11/2021	<i>Eureka office cleaning</i>	160.00
Total PitStop Cleaning`:			160.00
<b>Platt Electric Supply</b>			
Platt Electric Supply	02/26/2021	<i>Industrial Water Electrical Building valve actuator repair</i>	141.44
Platt Electric Supply	02/26/2021	<i>Electrical shop tools</i>	83.31
Platt Electric Supply	02/26/2021	<i>Eureka office emergency generator installation</i>	126.26
Platt Electric Supply	02/26/2021	<i>Electrical shop tools</i>	43.31
Platt Electric Supply	02/26/2021	<i>Eureka office emergency generator installation</i>	617.63
Total Platt Electric Supply:			1,011.95
<b>Points West Surveying Co</b>			
Points West Surveying Co	02/25/2021	<i>R.W. Matthews Dam Settlement Survey</i>	1,489.60
Points West Surveying Co	02/25/2021	<i>R.W. Matthews Dam Survey Staff Gauges</i>	790.40
Total Points West Surveying Co:			2,280.00
<b>Price Paige &amp; Company</b>			
Price Paige & Company	02/25/2021	<i>GASB 68 Calculations and Supplementary Information- Service</i>	34.00
Price Paige & Company	02/25/2021	<i>GASB 68 Calculations and Supplementary Information</i>	1,305.00
Price Paige & Company	02/25/2021	<i>GASB 68 Calculations and Supplementary Information</i>	500.00
Price Paige & Company	02/25/2021	<i>GASB 68 Calculations and Supplementary Information</i>	500.00
Price Paige & Company	02/25/2021	<i>GASB 68 Calculations and Supplementary Information</i>	445.00
Total Price Paige & Company:			2,784.00
<b>Rebecca J. Moyle</b>			
Rebecca J. Moyle	02/11/2021	<i>Safe Work Practices Award 2020</i>	200.00
Total Rebecca J. Moyle:			200.00
<b>Recology Arcata</b>			
Recology Arcata	02/25/2021	<i>Essex Garbage Service</i>	629.92



Humboldt Bay Municipal Water District

--Monthly Expenses by Vendor Detail Report--  
Report dates: 2/1/2021-2/28/2021Page: 9  
Mar 01, 2021 01:46PM

Vendor Name	Date Paid	Description	Amount Paid
Total Recology Arcata:			629.92
<b>Recology Humboldt County</b>			
Recology Humboldt County	02/18/2021	Eureka office garbage/recycling service	91.71
Total Recology Humboldt County:			91.71
<b>Russell Roberts</b>			
Russell Roberts	02/11/2021	Safe Work Practice Award 2020	200.00
Russell Roberts	02/25/2021	expense reimbursement - Safety Boots	205.05
Total Russell Roberts:			405.05
<b>Ryan Chairez</b>			
Ryan Chairez	02/11/2021	Safe Work Practice Award 2020	200.00
Total Ryan Chairez:			200.00
<b>Ryan V Murphy</b>			
Ryan V Murphy	02/11/2021	Safe Work Practices Award 2020	200.00
Total Ryan V Murphy:			200.00
<b>Scrapper's Edge</b>			
Scrapper's Edge	02/25/2021	Ruth area Fire Disaster Recovery	5.43
Total Scrapper's Edge:			5.43
<b>Seth Stone</b>			
Seth Stone	02/11/2021	Safe Work Practice Award 2020	200.00
Total Seth Stone:			200.00
<b>Sherrie Sobol</b>			
Sherrie Sobol	02/11/2021	Safe Work Practice Award 2020	200.00
Total Sherrie Sobol:			200.00
<b>SHN Consulting Engineers &amp; Geologists</b>			
SHN Consulting Engineers & Geologists	02/25/2021	Geologic inspection of abutment slopes R.W. Matthews Dam	1,700.00
Total SHN Consulting Engineers & Geologists:			1,700.00
<b>Sitestar Nationwide Internet</b>			
Sitestar Nationwide Internet	02/03/2021	Essex Internet	52.90
Total Sitestar Nationwide Internet:			52.90
<b>Staples</b>			
Staples	02/11/2021	Eureka office safety supplies - COVID	569.60
Staples	02/11/2021	Essex office supplies	43.62
Staples	02/11/2021	Essex office safety supplies - COVID	516.12
Staples	02/11/2021	Ruth Hydro office supplies	134.04
Staples	02/11/2021	Eureka office supplies	26.02
Staples	02/11/2021	Eureka office supplies	54.24
Staples	02/26/2021	Essex office supplies	8.42

Humboldt Bay Municipal Water District

--Monthly Expenses by Vendor Detail Report--  
Report dates: 2/1/2021-2/28/2021Page: 10  
Mar 01, 2021 01:46PM

Vendor Name	Date Paid	Description	Amount Paid
Staples	02/26/2021	Eureka office supplies	206.22
Staples	02/26/2021	Essex office supplies	85.18
Staples	02/26/2021	Essex office supplies	94.14
Total Staples:			1,720.76
<b>Steven A. Marshall</b>			
Steven A. Marshall	02/11/2021	Safe Work Practice Award 2020	200.00
Total Steven A. Marshall:			200.00
<b>Streamline</b>			
Streamline	02/01/2021	Website maintenance membership fee	450.00
Total Streamline:			450.00
<b>Sudden Link</b>			
Sudden Link	02/01/2021	Fieldbrook-Glendale CSD Internet	309.69
Sudden Link	02/08/2021	Essex internet	192.73
Sudden Link	02/08/2021	Essex Phones	106.64
Sudden Link	02/08/2021	TRF Internet	23.65
Sudden Link	02/08/2021	TRF Internet - Blue Lake SCADA Monitoring	47.29
Sudden Link	02/08/2021	TRF Internet - Fieldbrook-Glendale CSD	47.29
Sudden Link	02/12/2021	Eureka Internet	208.45
Total Sudden Link:			935.74
<b>Sunnybrae Ace Hardware</b>			
Sunnybrae Ace Hardware	02/26/2021	TRF maintenance supplies	17.65
Total Sunnybrae Ace Hardware:			17.65
<b>Telstar Instruments, Inc</b>			
Telstar Instruments, Inc	02/25/2021	Chlorine system maintenance	1,628.06
Total Telstar Instruments, Inc:			1,628.06
<b>Thatcher Company, Inc</b>			
Thatcher Company, Inc	02/11/2021	Water Treatment supplies	7,706.42
Total Thatcher Company, Inc:			7,706.42
<b>The Mill Yard</b>			
The Mill Yard	02/26/2021	Ruth area Fire Disaster Recovery	37.96
The Mill Yard	02/26/2021	Fieldbrook-Glendale CSD Morris Pump Station transfer switch i	51.68
Total The Mill Yard:			89.64
<b>Thomas Law Group</b>			
Thomas Law Group	02/08/2021	Legal Fees - January	750.00
Total Thomas Law Group:			750.00
<b>Thrifty Supply</b>			
Thrifty Supply	02/11/2021	Fieldbrook-Glendale CSD Pump Station Repair	74.21
Thrifty Supply	02/11/2021	Fieldbrook-Glendale CSD Leak Repair	378.67

Humboldt Bay Municipal Water District

--Monthly Expenses by Vendor Detail Report--  
Report dates: 2/1/2021-2/28/2021Page: 11  
Mar 01, 2021 01:46PM

Vendor Name	Date Paid	Description	Amount Paid
Total Thrifty Supply:			452.88
<b>Tim Farrell</b>			
Tim Farrell	02/11/2021	Safe Work Practice Award 2020	200.00
Total Tim Farrell:			200.00
<b>Trinity County General Services</b>			
Trinity County General Services	02/25/2021	Pickett Peak site lease	257.50
Total Trinity County General Services:			257.50
<b>Trinity County Solid Waste</b>			
Trinity County Solid Waste	02/11/2021	Ruth Area Fire Disaster Recovery	38.40
Trinity County Solid Waste	02/11/2021	Ruth HQ dump fees	10.35
Trinity County Solid Waste	02/11/2021	Ruth Hydro dump fees	10.35
Total Trinity County Solid Waste:			59.10
<b>U.S. Bank Corporate Payment System</b>			
U.S. Bank Corporate Payment System	02/12/2021	Essex Shop Tool and Equipment Storage	495.37
U.S. Bank Corporate Payment System	02/12/2021	safety equipment maintenance	242.91
U.S. Bank Corporate Payment System	02/12/2021	Ruth Area Fire Disaster Recovery	6,029.03
U.S. Bank Corporate Payment System	02/12/2021	Flowmeter transmitter- Emergency Repairs	1,531.00
U.S. Bank Corporate Payment System	02/12/2021	Essex office supplies	85.38
U.S. Bank Corporate Payment System	02/12/2021	Essex Safety Signs	46.58
U.S. Bank Corporate Payment System	02/12/2021	Essex Safety Jacket	207.17
U.S. Bank Corporate Payment System	02/12/2021	Essex COVID safety supplies	16.26
U.S. Bank Corporate Payment System	02/12/2021	Eureka office computer supplies	15.71
U.S. Bank Corporate Payment System	02/12/2021	Essex safety jackets	13.00
U.S. Bank Corporate Payment System	02/12/2021	Replenish Checks	412.71
U.S. Bank Corporate Payment System	02/12/2021	Eureka office computer supplies	15.13
U.S. Bank Corporate Payment System	02/12/2021	Ruth Area Fire Disaster Recovery	6.13
U.S. Bank Corporate Payment System	02/12/2021	Eureka office computer supplies	39.04
U.S. Bank Corporate Payment System	02/12/2021	AirMedCare	65.00
U.S. Bank Corporate Payment System	02/12/2021	AirMedCare	65.00
U.S. Bank Corporate Payment System	02/12/2021	Eureka office computer supplies	31.45
U.S. Bank Corporate Payment System	02/12/2021	Essex COVID Safety Supplies	106.71
U.S. Bank Corporate Payment System	02/12/2021	Essex office supplies	247.35
U.S. Bank Corporate Payment System	02/12/2021	Essex office supplies	33.94
Total U.S. Bank Corporate Payment System:			9,704.87
<b>U.S. Bank Corporate Trust Services</b>			
U.S. Bank Corporate Trust Services	02/03/2021	SRF Quarterly Account Maint Fee (Oct- Dec 2020)	225.00
Total U.S. Bank Corporate Trust Services:			225.00
<b>United Rentals, Inc</b>			
United Rentals, Inc	02/26/2021	Trench Shoring Equipment	3,184.01
Total United Rentals, Inc:			3,184.01
<b>USDA-Forest Service</b>			
USDA-Forest Service		US Forest Service Special Use Permit	.00
USDA-Forest Service		US Forest Service Special Use Permit	.00

Humboldt Bay Municipal Water District

--Monthly Expenses by Vendor Detail Report--  
Report dates: 2/1/2021-2/28/2021Page: 12  
Mar 01, 2021 01:46PM

Vendor Name	Date Paid	Description	Amount Paid
Total USDA-Forest Service:			.00
<b>VALEO Networks</b>			
VALEO Networks	02/08/2021	Essential Care Computer Service for Eureka office	1,086.19
VALEO Networks	02/25/2021	Essential Care Computer Service Eureka office	1,086.19
Total VALEO Networks:			2,172.38
<b>Valley Pacific Petroleum Servi, Inc</b>			
Valley Pacific Petroleum Servi, Inc	02/08/2021	cardlock - Pumping & Control	294.12
Valley Pacific Petroleum Servi, Inc	02/08/2021	cardlock Water Quality	294.12
Valley Pacific Petroleum Servi, Inc	02/08/2021	cardlock Maintenance	294.12
Valley Pacific Petroleum Servi, Inc	02/08/2021	cardlock - Humboldt Bay Retail	76.47
Valley Pacific Petroleum Servi, Inc	02/08/2021	cardlock - Fieldbrook-Glendale CSD	217.66
Valley Pacific Petroleum Servi, Inc	02/25/2021	Ruth HQ Bulk Fuel	342.20
Valley Pacific Petroleum Servi, Inc	02/25/2021	Ruth Hydro Bulk Fuel	342.20
Total Valley Pacific Petroleum Servi, Inc:			1,860.89
<b>Verizon Wireless</b>			
Verizon Wireless	02/18/2021	General Manager	49.97
Verizon Wireless	02/18/2021	Ruth Area Fire Recovery	26.42
Verizon Wireless	02/18/2021	Customer Service - Humboldt Bay	17.34
Verizon Wireless	02/18/2021	Customer Service - Fieldbrook-Glendale CSD	49.36
Verizon Wireless	02/18/2021	Operations I	.23
Verizon Wireless	02/18/2021	Customer Service Ipad-Humboldt Bay	9.88
Verizon Wireless	02/18/2021	Customer Service Ipad - Fieldbrook-Glendale CSD	28.13
Verizon Wireless	02/18/2021	Ruth Area	21.58
Verizon Wireless	02/18/2021	Ruth Hydro	21.58
Total Verizon Wireless:			224.49
<b>William Wardrip</b>			
William Wardrip	02/11/2021	Safe Work Practice Award 2020	200.00
Total William Wardrip:			200.00
Grand Totals:			291,915.47

Humboldt Bay Municipal Water District

--Monthly Overtime Report--  
 Pay period dates: 2/1/2021 - 2/28/2021

Page: 1  
 Mar 02, 2021 02:17PM

Position Title	2-01 Overtime Emp Hrs	2-01 Overtime Emp Amt	2-02 Doubletime Emp Hrs	2-02 Doubletime Emp Amt
Executive Assis	1.00	\$41	.00	\$0
Actg/HR Spec	1.50	\$112	.00	\$0
<b>Total ADMIN:</b>	<b>2.50</b>	<b>\$153</b>	<b>.00</b>	<b>\$0</b>
Elec & Ins Tech	6.00	\$349	.00	\$0
<b>Total ESSEX:</b>	<b>6.00</b>	<b>\$349</b>	<b>.00</b>	<b>\$0</b>
<b>Grand Totals:</b>	<b>8.50</b>	<b>\$502</b>	<b>.00</b>	<b>\$0</b>

## **Humboldt Bay Municipal Water District**

To: Board of Directors  
From: Chris Harris  
Date: March 11, 2021  
Re: FY 2021/2022 Budget Schedule

### **Information**

As in the past budget discussions, staff will present the FY2021/2022 budget over four separate Board Meetings. This allows for flexibility and revisions between meetings as the board reviews and discusses the various aspects of the budget.

Staff proposes the following:

- May 13<sup>th</sup> Initial Introduction to the FY21/22 Budget
  - Review and discussion of proposed Service and Supply Budget
  - Review and discussion of proposed Salary and Employee Benefits Budget
- May 20<sup>th</sup> Review of FY21/22 proposed Project Budget
- June 10<sup>th</sup> Review and discussion of complete proposed FY21/22 Budget
- July 8<sup>th</sup> Potential Approval of proposed FY21/22 Budget

## **Humboldt Bay Municipal Water District**

To: Board of Directors  
From: John Friedenbach  
Date: March 3, 2021

Re: Project Budget Addition – Army Corps of Engineers (ACE) 404 Permit and Water Board 401 Permit

### **Discussion**

Two of the District permits, Army Corps 404 and Water Board 401 need to be renewed. A Biological Opinion is required for the ACE 404 permit. This task was not budgeted in our current fiscal year's Project Budget. Work needs to begin now on this task to obtain the permit renewals.

### **Request**

Staff requests authorization from the Board to add a \$30,000 line item to our current fiscal year Project Budget for renewing our ACE 404 permit and Water Board 401 permit. The line item will initially be funded from General Reserves. Staff will analyze if this project can be ultimately funded through our budget reallocation process in June.



# Operations

Memo to: HBMWD Board of Directors  
From: Dale Davidsen, Superintendent  
Date: March 2, 2021  
Subject: Essex/Ruth February 2021 Operational Report

### **Upper Mad River, Ruth Lake, and Hydro Plant**

1. The flow at Mad River above Ruth Reservoir (Zenia Bridge) averaged 458 cfs. The low flow was 211 cfs on February 11<sup>th</sup> and the high flow was 1670 cfs on February 2<sup>nd</sup>.
2. The conditions at Ruth Lake for February were as follows:

The lake level on February 28<sup>th</sup> was 2654.46 feet which is:

- 4.18 feet higher than January 31<sup>st</sup>, 2021
  - 1.56 feet higher than February 29<sup>th</sup>, 2020
  - 2.55 feet higher than the ten-year average
  - 0.46 feet above the spillway
3. There were 7.32 inches of recorded rainfall for February at Ruth Headquarters.
  4. Ruth Hydro produced 878,440 KWh in February.
  5. The lake discharge averaged 493 cfs with a high of 850 cfs on February 3<sup>rd</sup>.

### **Lower Mad River, Winzler Control, and TRF**

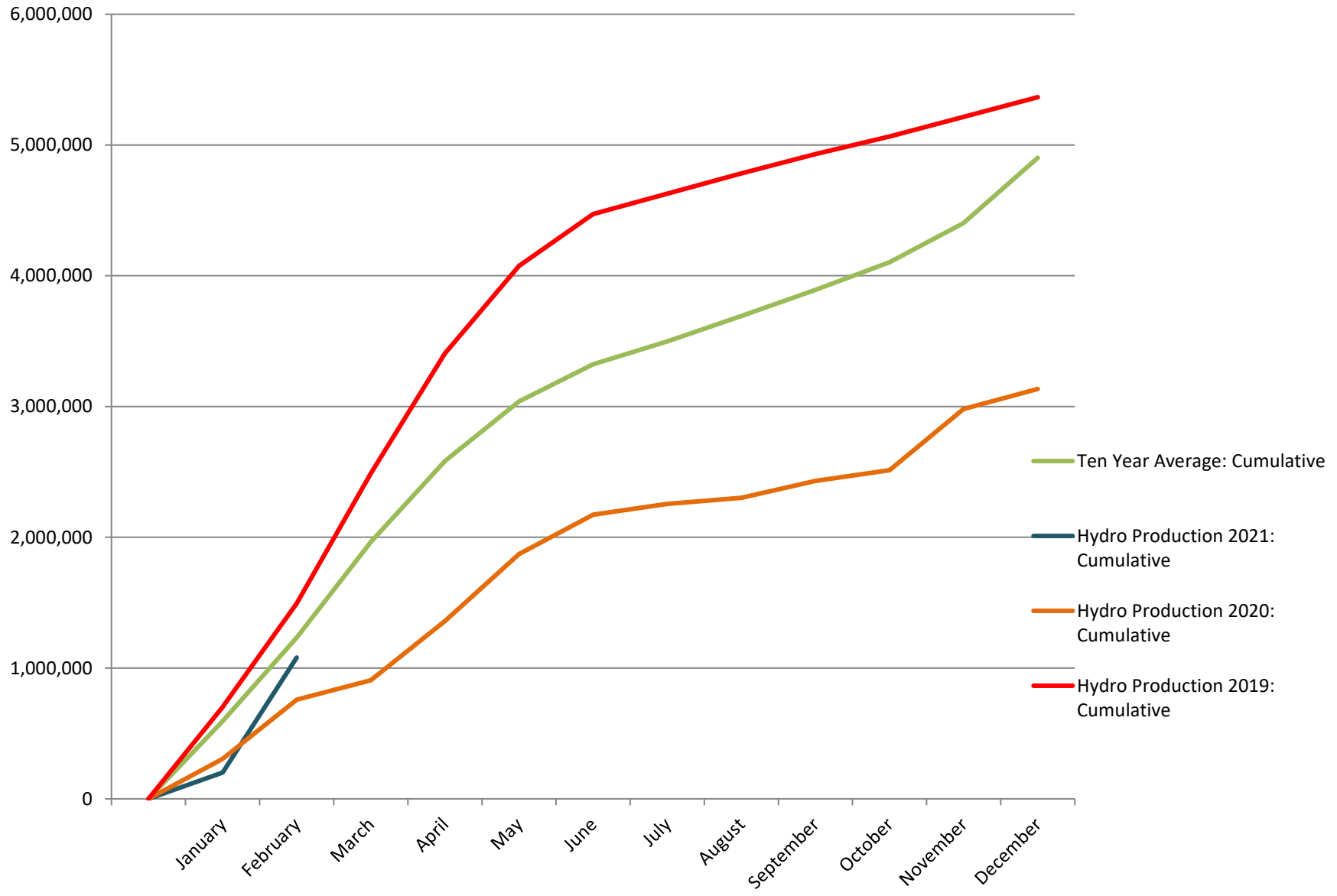
6. The river at Winzler Control Center for February had an average flow of 3816 cfs. The river flow reached a high flow of 9160 cfs on February 15<sup>th</sup>.
7. The domestic water conditions were as follows:
  - The monthly turbidity average was 0.08 NTU, which meets Public Health Secondary Standards.
  - For February, we pumped 209.505 million gallons at an average of 7.482 MGD.
  - The maximum metered daily municipal use was 7.393 MGD on February 6<sup>th</sup>.

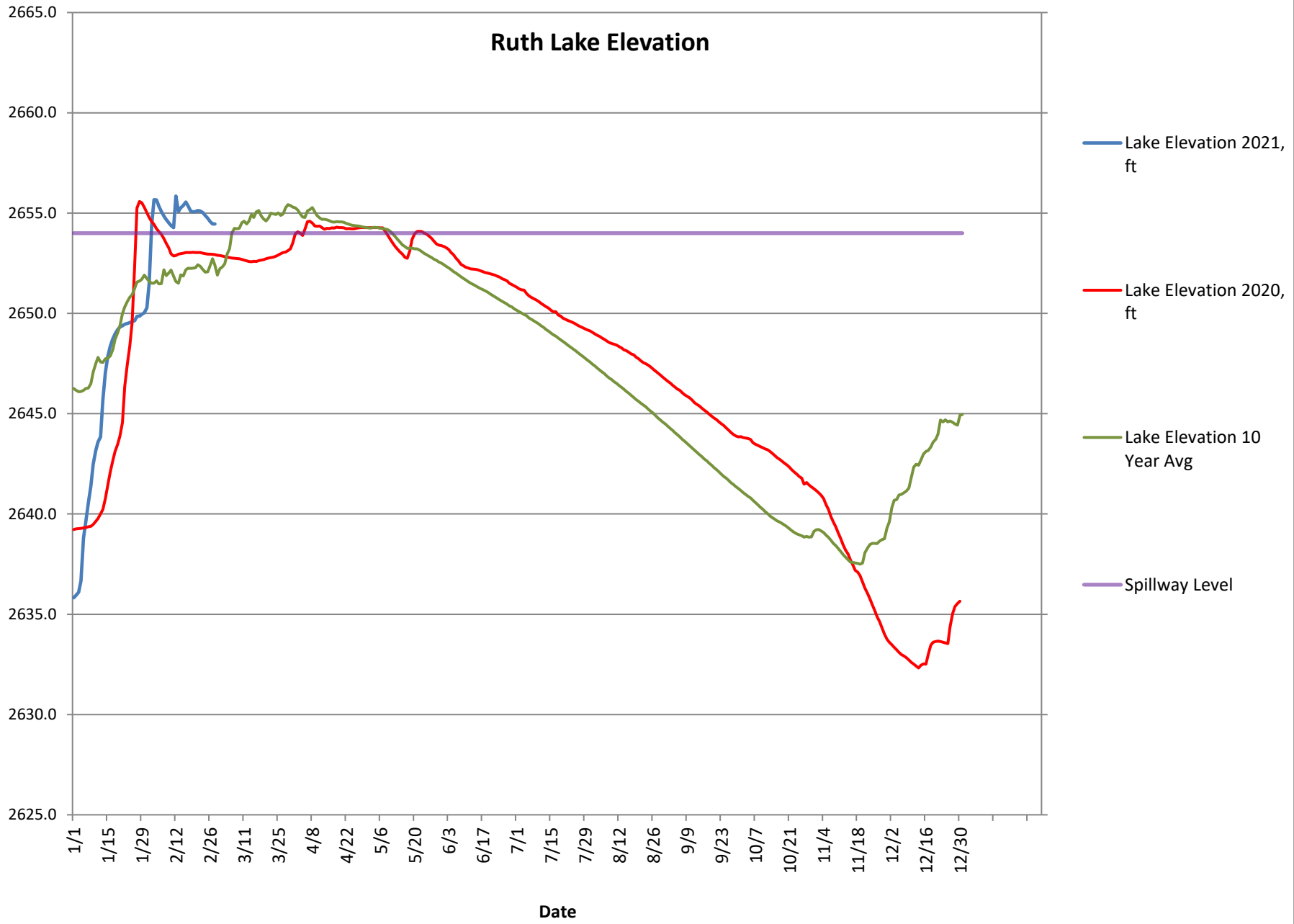
The TRF conditions were as follows:

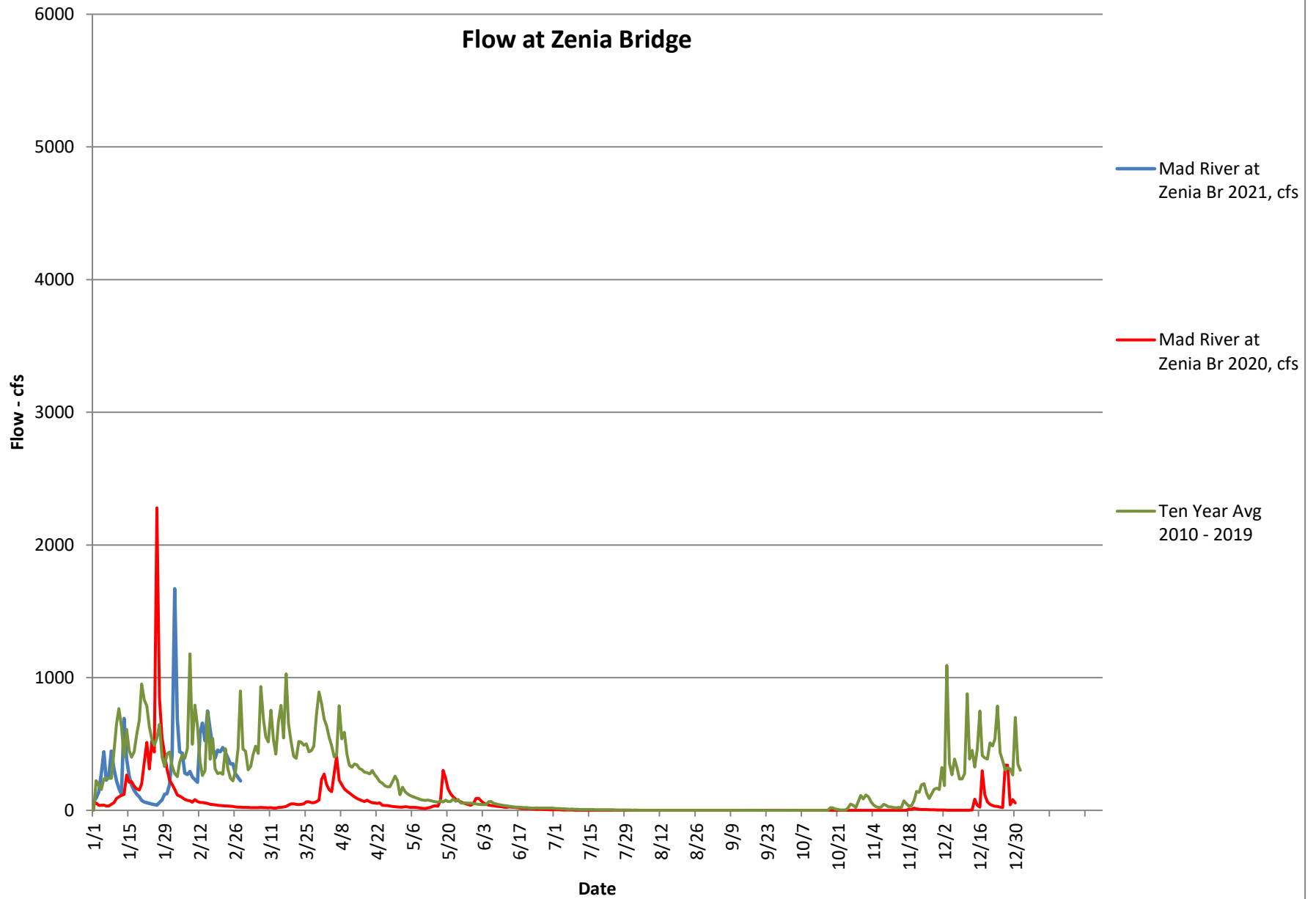
- Average monthly filtered water turbidity was 0.07 NTU.
  - There were 62 TRF filter backwashes in February.
8. February 2<sup>nd</sup> – Ruth Lake filled and started spilling.
  9. February 3<sup>rd</sup> – Zoom meeting with the Harbor District and Nordic Aquafarms.

10. February 4<sup>th</sup> – Met with GHD at reservoir sites to discuss onsite infrastructure.
11. February 8<sup>th</sup>
  - Teams meeting with GHD, Regarding 12kV project change order #3.
  - SB 198 Safety meeting.
12. February 9<sup>th</sup> – Maintenance staff removed the Eureka meter for routine (every 5 years) calibration.
13. February 10<sup>th</sup> – Safety meetings
  - Respirator maintenance and fit testing.
  - District Covid 19 prevention plan.
  - Per request of JPIA, went over our injury log, discussed each one and methods to prevent them.
  - Discussed cybersecurity. In light of the recent cyberattack in Florida, we discussed the need to be cautious with emails and be ever vigilant with watching process in SCADA.
14. February 12<sup>th</sup> – Lost all power to upriver collectors. Cause unknown.
15. February 13<sup>th</sup> – Saturday, lost all power to upriver collectors again at 0300. The cause this time was a branch in the lines in a difficult location to reach.
16. February 15<sup>th</sup> – 18<sup>th</sup> Backflow certification training for Assistant Operations Supervisor.
17. February 17<sup>th</sup> & 18<sup>th</sup> Backflow certification refresher training for Customer Service Rep.
18. February – 17<sup>th</sup> – Mario and I attended a Cyber security webinar.
19. February – 23<sup>rd</sup>
  - Met with GHD at reservoir sites to help with operational and underground facilities details.
  - Hearing and respiratory exams for half of the Essex staff.
20. February 25<sup>th</sup> – Teams meeting with GHD Regarding current progress on Reservoir seismic retrofit project planning.
21. Current and Ongoing Projects
  - COVID 19 – Dealing with modified staffing arrangements due to COVID cases as best we can. We have also elevated the level of disinfecting shared work spaces. All staff is doing well.
  - 12kV project. – Project site winterized for now. Working with all parties on generator control strategy and IPA/switchgear submittal is now complete. Currently working on cutover plan.
  - Eureka Office Standby emergency generator and security fencing project nearly complete.
  - Reservoir Seismic Retrofit project. – Meetings and emails as needed.
  - Working on FY 21/22 Budget.
  - Routine annual equipment maintenance and services.

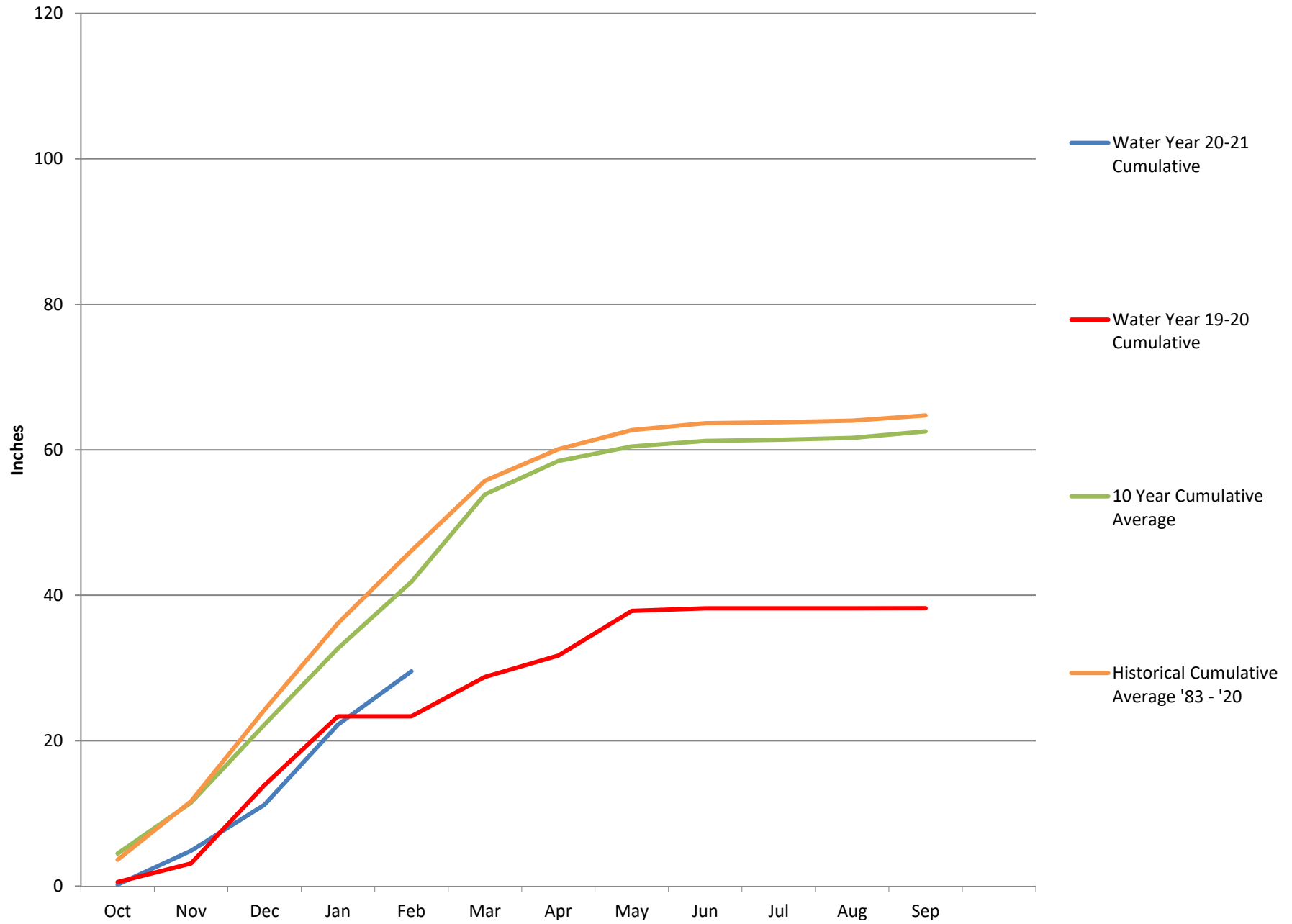
### Ruth Hydro Production: kW per Month



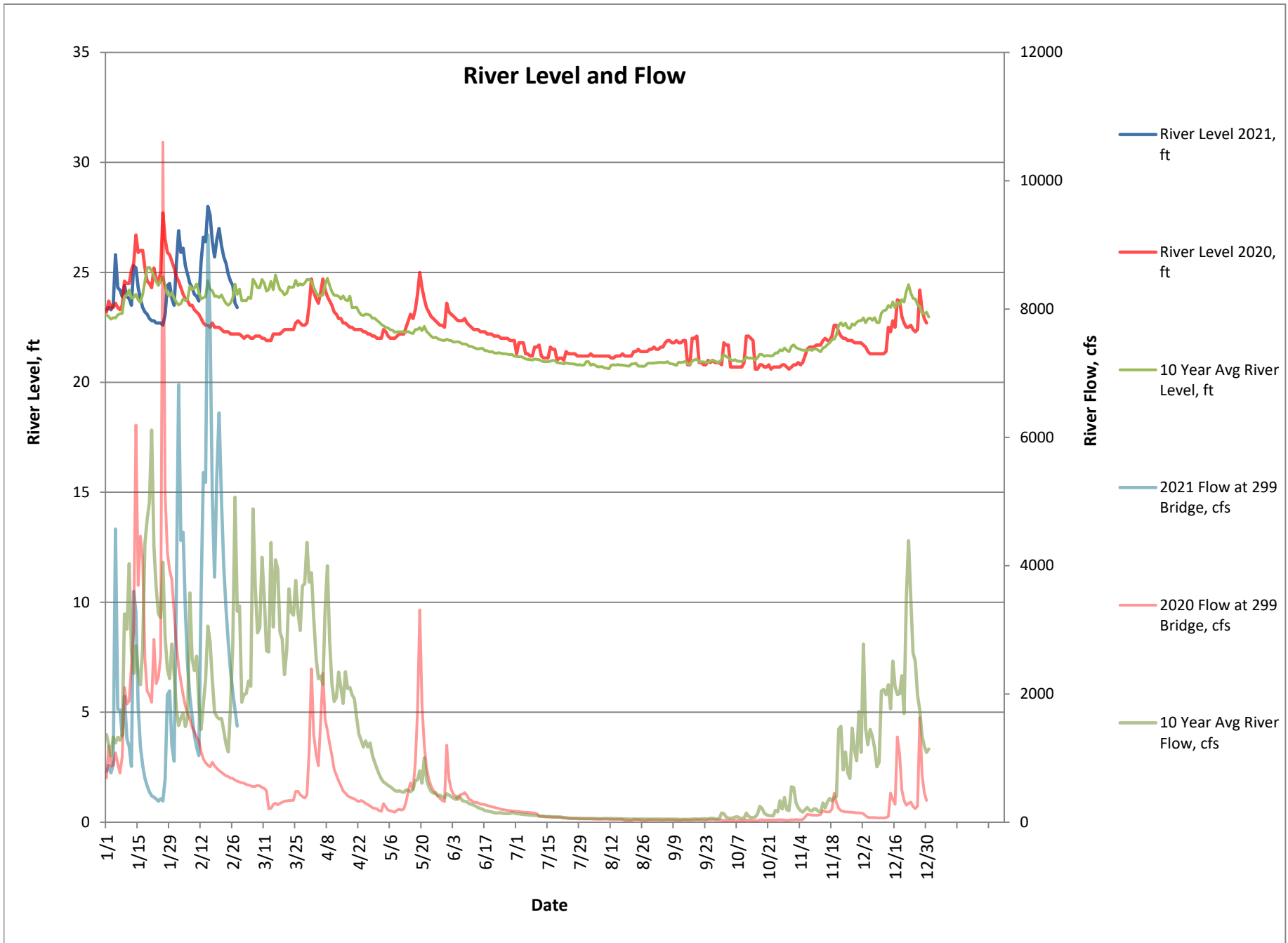




# KUTH RAINFALL - Water Year 2020-2021







# Management



**Bringing  
Water  
Together**

Energy Committee Meeting	
February 23, 2021 • 1:00 pm – 3:30 pm	Virtual Meeting
Chair: Charley Wilson	Vice-chair: Michael Minkler
<b>Committee Contact:</b> Nick Blair, Regulatory Advocate, <a href="mailto:Nickb@acwa.com">Nickb@acwa.com</a>	
<b>Zoom Meeting Register Link:</b> <a href="https://acwa.zoom.us/j/91234567890">https://acwa.zoom.us/meeting/register/tJAldumtrjlrG9MIMPxy_bFBf_UtG-Jfb8uU</a>	

I. Chair's Welcome & Introductions (5 min)	Charley Wilson
II. CARB Issues (20 minutes) a. ACT Reminder of April 1 Deadline b. Clean Fleet Rule	Nick Blair
III. Investor-Owned Utilities' EV Programs (30 min) a. Presentation b. Q&A	PG&E- Kristen Christin SCE- Bryan Falconer SDG&E- Dinah Willier
IV. CPUC Reliability Efforts (30 min) a. Presentation b. Q&A	Pete Skala, CPUC
V. Legislative and Bond Update (10 min)	Adam Quinonez
VII. Upcoming Items (20 min) a. Energy RFQ Deadline b. FERC/PG&E Wholesale Rates c. Spring Conference- Input/Questions	Nick Blair
VIII. Adjourn	

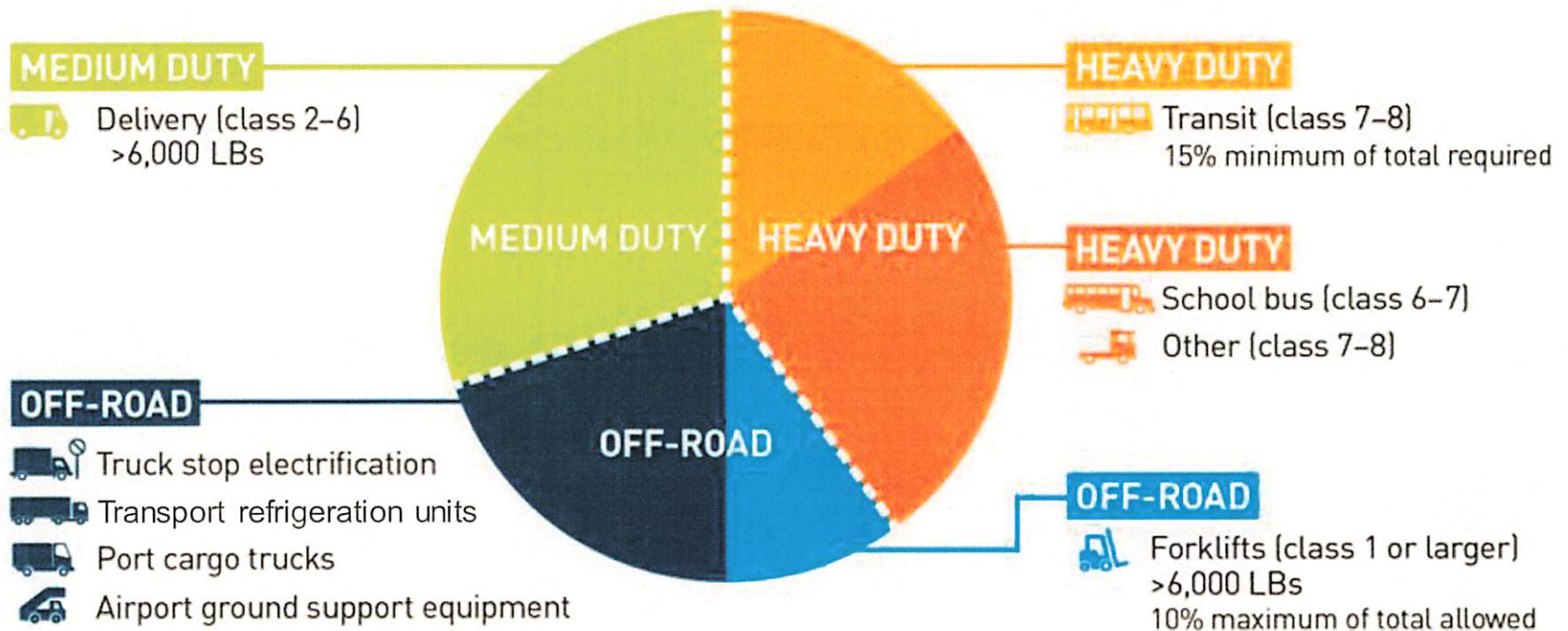
Next Meeting: TBD



# EV Fleet vehicle sector mix

EV Fleet will target a diverse mix of medium- and heavy-duty vehicle types\*

## VEHICLE TYPE ESTIMATES

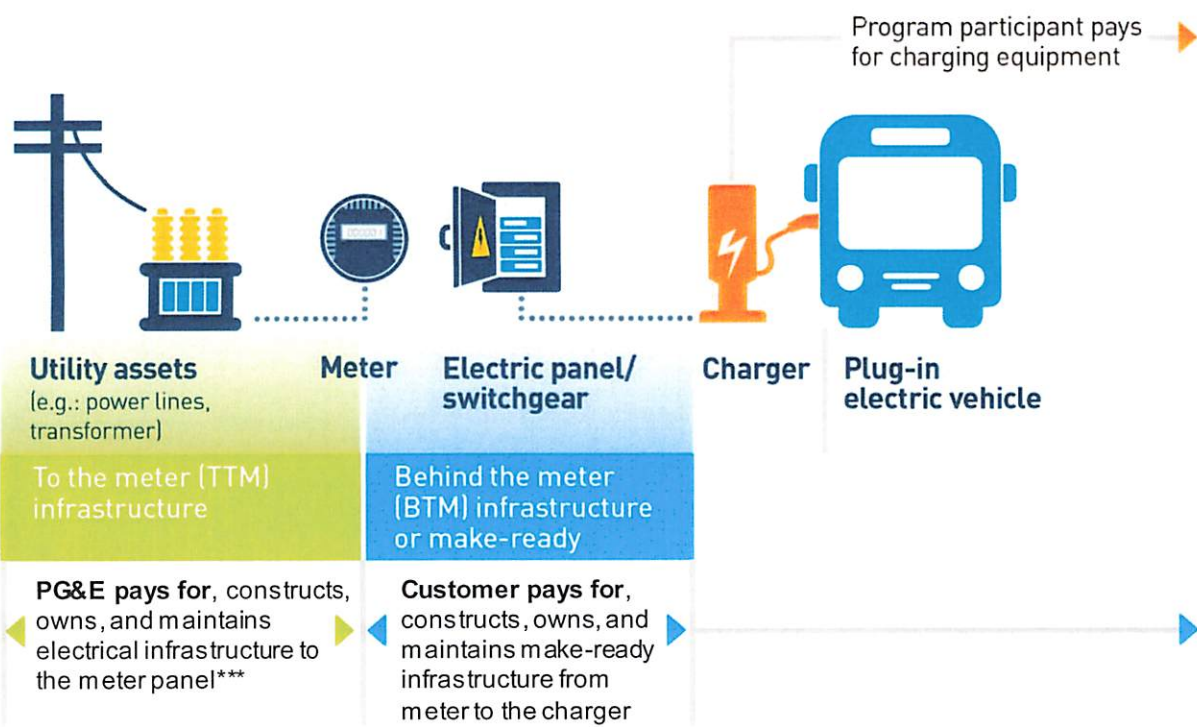


\*Actual representation of vehicle types subject to vary based on program implementation, project costs, and market readiness



# EV Fleet ownership—customer-owned

PG&E pays for infrastructure cost up to the customer meter\*



### Charging equipment rebates for schools, transit agencies and disadvantaged communities

EVSE power	Max. rebate amount**
Up to 50kW	\$15,000 per charger
50.1kW to 149.9kW	\$25,000 per charger
150kW and above	\$42,000 per charger

### Customer-owned infrastructure

Eligible for incentive up to capped amount based on vehicle sector	
Vehicle type	Per vehicle incentive cap
Transit buses and Class 8 trucks	\$9,000 per vehicle <sup>†</sup>
Transportation refrigeration units, truck stop electrification, ground support equipment and forklifts	\$3,000 per vehicle <sup>‡</sup>
School buses, local delivery trucks, and other vehicles	\$4,000 per vehicle <sup>‡</sup>

\* Some exceptions may apply to customers who hold Primary Service with PG&E.  
 \*\* Rebate not to exceed 50% of charger equipment and installation costs. EVSE must meet minimum and standard requirements to be eligible for rebate. Fortune 1000 companies are not eligible.  
 \*\*\*Customer-owned eligibility at PG&E discretion based on project scope and associated costs.  
<sup>†</sup> Limited to 25 vehicles per site.  
<sup>‡</sup> Limited to 50 vehicles per site.





## How to prepare

### What we need from **you**



**Demonstrate commitment** to procurement of a minimum of 1 electric fleet vehicle now and a minimum of 4 by 2024



**Demonstrate long-term** electrification growth plan and schedule of load increase



Provide data related to charger usage for a minimum of **5 years**



Own or lease the property where chargers are installed, and operate and maintain vehicles and chargers for minimum of **10 years**

**Humboldt Bay Municipal Water District**

To: Board of Directors  
From: John Friedenbach  
Date: March 3, 2021

Re: ACWA Coalition Support Request – SB 323

**Discussion**

Staff has received the attached February 8<sup>th</sup> ACWA Outreach Alert requesting members to join a coalition of supporters for SB 323. This proposed law would define the statute of limitations as within 120 day after a local agency adopts a fee or charge. See attached February 2021 fact sheet. As explained in the attached documents, delayed lawsuits can threaten an agency's ability to repay debt guaranteed by revenue from rates, derail ongoing infrastructure projects, and generally undermine an agency's ability to maintain stable budgets necessary to operate effectively.

**Recommendation**

Staff recommends that the Board authorize joining the ACWA coalition in support of SB 323.



 **OUTREACH ALERT**

LEGISLATIVE/RATES  
Feb. 8, 2021

## Members Urged to Join Coalition Supporting ACWA-Sponsored SB 323

ACWA is urging members to support SB 323, which would improve financial stability for public agencies by creating a statute of limitations for legal challenges to water and sewer service rates.

The bill is sponsored by ACWA and authored by Senator Anna Caballero (D-Salinas). It would provide public agency water and sewer service rates the same protections already afforded to fees and charges that fund other essential government services. It would also give ACWA member agencies more financial certainty by helping to prevent costly and time-consuming litigation challenging rates and charges years after they have been adopted and collected, while still ensuring that adopted rates and charges comply with Proposition 218 and other existing laws.

ACWA staff is working closely with Sen. Caballero to gain support for the bill and will notify members when it is scheduled for committee hearings.

A [fact sheet](#) is available for more information about the bill.

### Requested Action

ACWA urges member agencies to **sign on to [ACWA's coalition letter](#)** supporting SB 323 by contacting Legislative Advocate Kristopher Anderson at [krisa@acwa.com](mailto:krisa@acwa.com).

### Background

Because water and sewer utilities' budgets are largely funded by revenue collected through service rates, reliable long-term financial planning is paramount to providing these essential government services.

While public agencies require financial stability to meet these demands, existing law does not prevent lawsuits that seek refunds, or seek to invalidate existing rate structures, years after rates have been adopted and collected. Delayed lawsuits can threaten an agency's ability to repay debt guaranteed by revenue from rates, derail ongoing infrastructure projects, and generally undermine an agency's ability to maintain stable budgets necessary to operate effectively.

 **OUTREACH ALERT**


In recent years, water and sewer agencies have been increasingly dragged into court with Proposition 218 challenges to their rate structures. This issue culminated in February of 2020 when a class action lawsuit was filed against 81 water suppliers in California, challenging their ability to charge ratepayers for the costs of providing critical, life-saving fire protection infrastructure. For some of the defendant agencies, the challenged rates were adopted **five years** before the lawsuit was filed.

SB 323 recognizes the need to minimize fiscal uncertainty for public agencies by authorizing an agency or interested person to bring a validation action in a superior court to determine the validity of a fee or charge for water and sewer service. If a validation action is not brought within 120 days, parties would be barred from challenging the validity of the fee or charge. The bill is intended to strike a balance between the interests of ratepayers and the need for public agencies to maintain reliable sources of revenue.

### Questions

For questions about SB 323 (Caballero), please contact ACWA Legislative Advocate [Kristopher Anderson](#) at (916) 441-4545.





**SB 323  
(CABALLERO):  
WATER / SEWER  
RATES  
ACWA SPONSORED BILL**

**SUMMARY**

This proposal would authorize a local agency or interested person to bring a validation action in a superior court to determine the validity of a fee or charge for water and sewer service. The proposal would require an interested party bring an action within 120 days after the local agency adopts the fee or charge.

**EXISTING LAW**

Existing law (Chapter 9 (commencing with Section 860) of Title 10 of Part 2 of the California Code of Civil Procedure) allows a public agency or any interested person to file a judicial action in a local superior court to determine the validity of a public agency action. Lawsuits brought by the public entity are called "validation actions," and lawsuits brought by the public are called "reverse validation actions." Validation actions are often available for matters related to public financing, such as issuance of public debt.

Validation actions provide agencies with an expedited, conclusive, and binding determination about the validity of the agency's action. By obtaining a speedy resolution, the agency can act in reliance on the action, without the threat of lawsuits years later.

Parties typically have 60 days after the agency takes the action to file a validation action with a court. Once a party files a validation action, a judge must determine whether the agency action complies with existing law, and is thus, valid. If the public agency

or interested person does not bring an action within the 60-day timeframe, the agency's action cannot be challenged in court.

Existing law already provides statutes of limitations for a variety of local taxes, assessments, fees, and charges. After the statute of limitations has expired, ratepayers can no longer challenge the rates.

For example, in 2000, recognizing the need for municipal utilities to maintain stable funding, the California State Legislature enacted a 120-day statute of limitations for challenges to municipal electric rates or charges. Government Code section 66022 provides a 120-day statute of limitations for water and sewer connection fees and capacity charges. This section also extends the statute of limitations to various development impact fees.

**PROBLEM**

Water and sewer utility budgets are largely funded by revenue collected through service rates. These rates provide the funding necessary to supply safe drinking water, upgrade and improve aging infrastructure, and operate effectively. While public agencies require financial stability to meet these demands, existing law does not prevent lawsuits that seek refunds, or seek to invalidate existing rate structures, years after rates have been adopted and collected. Delayed lawsuits can threaten an agency's ability to repay debt guaranteed by revenue from rates, derail ongoing



infrastructure projects, and generally undermine an agency's ability to maintain stable budgets necessary to operate effectively.

In recent years, water and sewer agencies have been increasingly dragged into court with Proposition 218 challenges to their rate structures. This issue culminated in February of 2020 when a class action lawsuit was filed against 81 water suppliers in California, challenging their ability to charge ratepayers for the costs of providing critical, life-saving water supplies for fire hydrants. For some of the defendant agencies, the challenged rates were adopted up to five years before the lawsuit was filed.

Proposition 218, which governs property-related water, wastewater, and sewer rates, requires agencies to follow extensive noticing and public hearing requirements prior to adopting new rate structures. The law provides extensive opportunities for ratepayer participation in this process, and they can seek legal recourse if they believe the rates do not comply with existing law. Public agencies are committed to maintaining and protecting public participation in the rate-setting process. At the same time, providing essential government services like water and sewer at affordable prices requires the ability for public agencies to engage in reliable long-term financial planning.

The impacts of COVID-19, including the necessary disruptions to in-person work and Governor Newsom's executive order prohibiting water shutoffs, have


made water districts' revenue and financial planning more unpredictable. Now is an important time to make existing legal protections consistent to improve predictability for utility providers.

## SOLUTION

This proposal adds consistency to existing law by authorizing a local agency or interested person to bring a validation action in a superior court to determine the validity of a fee or charge for water and sewer service. If a validation action is not brought within 120 days, parties would be barred from challenging the validity of the fee or charge.

Existing law recognizes the need to minimize fiscal uncertainty for public agencies providing essential services by establishing a reasonable period of time beyond which agencies will not face exposure to lawsuits challenging the validity of various local taxes, assessments, fees, and charges. However, existing law provides a piecemeal statutory landscape, where a statute of limitations is afforded to fees and charges that fund some essential government services but not others.

By allowing customers to bring challenges within a reasonable – but limited – period of time, this proposal would balance the interests of ratepayers with those of public water and sewer agencies, and thereby end the piecemeal character of existing law.



## CONTACT

Kristopher M. Anderson, Esq.  
Legislative Advocate  
Krisa@acwa.com • (916) 441-4545

# Directors

Resolution No. 2021-03

Resolution of the Humboldt Bay Municipal Water District Board of Directors  
Concurring in the Nomination to the Executive Committee of ACWA/JPIA

WHEREAS, this District is a member district of the JPIA; and

WHEREAS; the Bylaws of the JPIA provide that in order for a nomination to be made to JPIA's Executive committee, three member districts must concur with the nominating district; and

WHEREAS; another nominating District, San Bernadino Water District, has requested that this District concur in its nomination of its member of the JPIA Board of Directors to the Executive Committee of the JPIA;

NOW, THEREFORE, BE IT RESOLVED that the Humboldt Bay Municipal Water District:  
does concur with the nomination of Ms. Melody A. McDonald to the Executive Committee of the JPIA.

Be It Further Resolved that the District Secretary is hereby directed to transmit a certified copy of the Resolution to the JPIA at PO Box 619082, Roseville, CA, 95561-9082

Adopted and approved this 11th day of March, 2021 by the following roll call vote:

AYES:  
NOES:  
ABSENT:

Attest:

\_\_\_\_\_  
Sheri Woo, President

\_\_\_\_\_  
J. Bruce Rupp, Secretary/Treasurer

Resolution No. 2021-04

Resolution of the Humboldt Bay Municipal Water District Board of Directors  
Concurring in the Nomination to the Executive Committee of ACWA/JPIA

WHEREAS, this District is a member district of the JPIA; and

WHEREAS; the Bylaws of the JPIA provide that in order for a nomination to be made to JPIA's Executive committee, three member districts must concur with the nominating district; and

WHEREAS; another nominating District, South Sutter Water District, has requested that this District concur in its nomination of its member of the JPIA Board of Directors to the Executive Committee of the JPIA;

NOW, THEREFORE, BE IT RESOLVED that the Humboldt Bay Municipal Water District: does concur with the nomination of Mr. Thomas A. Cuquet to the Executive Committee of the JPIA.

Be It Further Resolved that the District Secretary is hereby directed to transmit a certified copy of the Resolution to the JPIA at PO Box 619082, Roseville, CA, 95561-9082

Adopted and approved this 11th day of March, 2021 by the following roll call vote:

AYES:  
NOES:  
ABSENT:

Attest:

\_\_\_\_\_  
Sheri Woo, President

\_\_\_\_\_  
J. Bruce Rupp, Secretary/Treasurer



RCEA/RREDC



---

## **BOARD OF DIRECTORS MEETING AGENDA**

February 25, 2021 -Thursday, 3:30 p.m.

---

### **COVID-19 NOTICE**

#### **RCEA AND HUMBOLDT BAY MUNICIPAL WATER DISTRICT OFFICES WILL NOT BE OPEN TO THE PUBLIC FOR THIS MEETING**

Pursuant to the Governor's Executive Order [N-29-20](#) of March 17, 2020, and the Humboldt County Health Officer's March 30, 2020, [Shelter-in-Place Order](#), the RCEA Board of Directors meeting will not be convened in a physical location. Board members will participate in the meeting via an online Zoom video conference.

---

**To listen to the meeting by phone**, call (669) 900-6833 or (253) 215-8782. Enter webinar ID: 819 7236 8051. **To watch the meeting online**, join the Zoom webinar at <https://us02web.zoom.us/j/81972368051>.

**You may submit written public comment** before and during the meeting by email to [PublicComment@redwoodenergy.org](mailto:PublicComment@redwoodenergy.org). Please identify the agenda item number in the subject line. Comments received before the agenda item is heard will be read into the record, with a maximum allowance of approximately 500 words per comment. Comments received after the agenda item is heard and before the meeting's end will be included in the meeting record but not read aloud during the meeting.

**To make a comment during the public comment periods**, raise your hand in the online Zoom webinar, or press star (\*) 9 on your phone to raise your hand. You will continue to hear the meeting while you wait. When it is your turn to speak, a staff member will unmute your phone or computer. You will have 3 minutes to speak.

While downloading the Zoom application may provide a better meeting experience, Zoom does not need to be installed on your computer to participate. After clicking the webinar link above, click "start from your browser."

---

In compliance with the Americans with Disabilities Act, any member of the public needing special accommodation to participate in this meeting should call (707) 269-1700 or email [Ltaketa@redwoodenergy.org](mailto:Ltaketa@redwoodenergy.org) at least 3 business days before the meeting. Advance notice enables RCEA staff to make their best effort to reasonably accommodate access to this meeting while maintaining public safety.

---

Pursuant to Government Code section 54957.5, all writings or documents relating to any item on this agenda which have been provided to a majority of the Board of Directors, including those received less than 72 hours prior to the RCEA Board meeting, will be made available to the public at [www.redwoodenergy.org](http://www.redwoodenergy.org).

## OPEN SESSION Call to Order

### 1. REPORTS FROM MEMBER ENTITIES

### 2. ORAL COMMUNICATIONS

This time is provided for people to address the Board or submit written communications on matters not on the agenda. At the conclusion of all oral communications, the Board may respond to statements. Any request that requires Board action will be set by the Board for a future agenda or referred to staff.

### 3. CONSENT CALENDAR

All matters on the Consent Calendar are considered to be routine by the Board and are enacted in one motion. There is no separate discussion of any of these items. If discussion is required, that item is removed from the Consent Calendar and considered separately. At the end of the reading of the Consent Calendar, Board members or members of the public can request that an item be removed for separate discussion.

3.1 Approve Minutes of January 28, 2021, Board Meeting.

3.2 Approve Disbursements Report.

3.3 Accept Financial Reports.

3.4 Approve Revisions to the RCEA Fiscal Year 2020-21 Budgets Increasing the Regulatory and Professional Services Budget by \$80,000 and Decreasing the Contracts-Program Related Services Budget by \$80,000.

3.5 Authorize Staff to Execute an Amendment to the Current Contract with Environmental Indicator Accounting Services to Increase the Not-to-Exceed Contract Budget from \$38,828 to \$60,353 for Technical Support Through September 2021.

3.6 Approve Master Services Agreement with the Schatz Energy Research Center for Research and Development Services in an Amount Not to Exceed \$100,000 and Authorize the Executive Director to Execute All Applicable Documents Pending RCEA Legal Counsel Review.

3.7 Approve Amendment 1 Extending the Term of the Current Legal Services Agreement with Braun Blasing Smith Wynne, P.C. for Regulatory Support and Legal Services in Support of RCEA's CCE Program Through June 2021, and Authorize the Executive Director to Engage and Direct BBSW on Specific Matters as Needed, Subject to Sufficient Budgetary Allocations.

3.8 Adopt Resolution No. 2021-2, Approving and Authorizing Collateral in Connection with Loan "A8" From the United States Department of Agriculture, Rural Utilities Service for Construction of the Redwood Coast – Humboldt County Airport Front of the Meter Backup Energy Storage System Microgrid.

3.9 Adopt Resolution No. 2021-01, Modifying the List of Labor Market Agencies in RCEA's Compensation Policy.

### 4. REMOVED FROM CONSENT CALENDAR ITEMS

Items removed from the Consent Calendar will be heard under this section.

## **COMMUNITY CHOICE ENERGY (CCE) BUSINESS (Confirm CCE Quorum)**

Items under this section of the agenda relate to CCE-specific business matters that fall under RCEA's CCE voting provisions, with only CCE-participating jurisdictions voting on these matters with weighted voting as established in the RCEA joint powers agreement.

### **5. OLD CCE BUSINESS**

#### **5.1. Quarterly Energy Risk Management Update**

Accept quarterly energy risk management report.

#### **5.2. Biomass Power Purchase Agreement with Humboldt Sawmill Company**

Direct staff to enter negotiations with Humboldt Sawmill Company for an amendment to the existing power purchase agreement at a reduced price, with flexibility to provide additional energy, and for a term of 2021-2031, to be brought back to the Board for approval at a future meeting.

### **6. NEW CCE BUSINESS**

#### **6.1. 2021 Legislative Update**

Authorize staff to submit a letter of support for Senate Bill 99 (The Community Energy Resilience Act), Senate Bill 612 (Electrical Corporations: Allocation of Legacy Resources), and Assembly Bill 525 (Energy: Offshore Wind Generation).

Authorize the Executive Director to withdraw support if there is a substantive change to current bill language.

## **END OF COMMUNITY CHOICE ENERGY (CCE) BUSINESS**

### **7. OLD BUSINESS – None.**

### **8. NEW BUSINESS**

#### **8.1 RePower Humboldt Strategic Plan Status Update**

##### **8.1.1 Rural Regional Energy Network development contract**

Approve Professional Services Agreement with San Joaquin Valley Clean Energy Organization in an amount not to exceed \$100,000 for Rural Regional Energy Network business plan development and authorize the Executive Director to execute all applicable documents pending RCEA Legal Counsel review.

#### **8.2 Board Meeting Duration/Frequency**

Discuss additional quarterly study session.

**9. STAFF REPORTS** – None.

**10. FUTURE AGENDA ITEMS**

Any request that requires Board action will be set by the Board for a future agenda or referred to staff.

**11. CLOSED SESSION**

**11.1. CONFERENCE WITH REAL PROPERTY NEGOTIATIONS** Pursuant to Government Code § 54956.8 in re: APNs 001-104-001-000, 001-114-006-000, 003-062-027-000, and 001-011-021-000; RCEA negotiator: Executive Director; Owner's negotiating party: Kramer Investment Corporation, Coldwell Banker Pacific Partners, and the City of Eureka; Under negotiation: price and terms.

**12. RECONVENE TO OPEN SESSION**

**13. CLOSED SESSION REPORT**

**14. ADJOURNMENT**

---

**NEXT REGULAR MEETING**

Thursday, March 25, 2021, 3:30 p.m.

This meeting will be an online teleconference following shelter-in-place orders.



Redwood Region Economic Development Commission  
 Prosperity Center 520 E Street, Eureka, California 95501  
 Phone 707.445.9651 Fax 707.445.9652 www.rredc.com

**Redwood Region Economic Development Commission  
 REGULAR MEETING OF THE BOARD OF DIRECTORS**

Via ZOOM <https://us02web.zoom.us/j/86216395995>

or by phone: call in +1 669 900 6833

Meeting ID: 862 1639 5995

**February 22, 2021 at 6:30 pm PT**

**AGENDA**

- I. **Call to Order**
- II. **Approval of Agenda**
  - A. Approval of Agenda for February 22, 2021
- III. **Public Input for non-agenda items**
- IV. **Consent Calendar**
  - A. Approval of Minutes of the Board of Directors Regular Meeting: January 25, 2021
  - B. Acceptance of Agency-wide Financial Reports: 2nd Quarter FY 2020/21
- V. **Program – California Forward Patrick Atwater, Senior Research Analyst –  
 California Dream Index <https://cafwd.org/california-dream-index/>**
- VI. **New Business**
  - A. Resolution Authorizing Defederalization of RREDC EDA Revolving Loan Fund, EDA Award # 07192074
  - B. Discussion and Possible Action: Statement of Support to the State Lands Commission for Adoption of Mitigated Negative Declaration for Eureka Subsea Fiber Optic Cables Project
  - C. Discussion and Possible Action: Letters of Support for Increasing State Funding to DTSC to Remediate McNamara & Peepe Glendale Site
- VII. **Old Business**
  - A. Lease Renewal with Ron Pileggi for 520/530 E Street Facility
- VIII. **Reports – No Action Required**
  - A. Loan Portfolio Report: 2nd Quarter FY 2020/21
  - B. Executive Director's Report
- IX. **Member Reports**
- X. **Agenda/Program Requests for future Board of Directors Meetings**
- XI. **Adjourn**

*The Redwood Region Economic Development Commission will, on request, make agendas available in appropriate alternative formats to persons with a disability, as required by Section 202 of the Americans with Disabilities Act of 1990 (42 U.S.C. Sec. 12132), and the federal rules and regulations adopted in implementation thereof. Individuals who need this agenda in an alternative format or who need a disability-related modification or accommodation in order to participate in the meeting should contact the Board Secretary at (707) 445-9651. Notification 48 hours prior to the meeting will enable the Commission to make reasonable arrangements for accommodations.*



*Cities Arcata · Blue Lake · Eureka · Ferndale · Fortuna · Rio Dell · Trinidad  
 Community Services Districts Humboldt · Manila · McKinleyville · Orick · Orleans · Redway · Willow Creek  
 Humboldt Bay Harbor, Recreation and Conservation District · Humboldt Bay Municipal Water District  
 County of Humboldt · Hoopa Valley Tribe · Redwoods Community College District*