



HUMBOLDT BAY MUNICIPAL WATER DISTRICT
Board of Directors Meeting
February 12, 2026



Strategic Planning Workshop

2/2/2026



BOARD OF DIRECTORS
Humboldt Bay Municipal Water District
Agenda for Regular and Closed Session Meetings of the Board of Directors
828 7th Street, Eureka, CA 95501

District Mission

Reliably deliver high-quality drinking water to the communities and customers we serve in the greater Humboldt Bay Area at a reasonable cost; reliably deliver untreated water to our wholesale industrial customer(s) at a reasonable cost; and protect the environment of the Mad River watershed to preserve water rights, water supply and water quality interests of the District.

Members of the public may join the meeting online at:

<https://us02web.zoom.us/j/86710296323?pwd=MjZldGxRa08wZ0FWOHJrUINhZnFLQT09>

Or participate by phone: 1-669-900-9128 Enter meeting ID: 867 1029 6323 Enter password: 484138

If you are participating via phone and would like to comment, please press *9 to raise your hand.

How to Submit Public Comment: Members of the public may provide public comments via email until 5 p.m. the day before the Board Meeting by sending comments to office@hbmwd.com. Email comments must identify the agenda item in the email's subject line. Written comments may also be mailed to 828 7th Street, Eureka, CA 95501. Written comments should identify the agenda item number. Comments may also be made in person at the meeting.

Announcement recording of meeting: This meeting may be recorded to assist in the preparation of minutes. Recordings will only be kept 30-days following the meeting, as mandated by the California Brown Act.

Document Availability: Materials related to an item on this agenda that have been submitted to the HBMWD Board of Directors within 72-hours prior to this meeting, are available for public inspection in the HBMWD's Office at 828 7th Street, Eureka, California, during normal business hours, and can be viewed on our website at www.hbmwd.com.

Disability Notice: In compliance with the Americans with Disability Act, if you require a disability-related modification or accommodation to participate in this public meeting, please call (707) 443-5018. Notification 48-hours prior to the meeting will enable the District to make reasonable arrangements to ensure accessibility to this meeting.



AGENDA
REGULAR BUSINESS MEETING

Thursday, February 12, 2026

1:00 p.m.

828 7th Street

Eureka, CA 95501

1. Call to Order

- 1.1. Roll Call
- 1.2. Pledge of Allegiance
- 1.3. Accept Agenda

2. Public Comment: Members of the public are invited to address the Board on items not listed on the agenda that are within the scope and jurisdiction of the District. The Public may also request an item appearing on the Consent Calendar to be pulled and discussed separately. At the discretion of the President, comments may be limited to three minutes per person. The public will be allowed to address items on the agenda when the Board takes up that item. Under the Brown Act, the Board may not take action on any item which does not appear on the agenda. The Board of Directors is limited by State law to providing a brief response, asking questions for clarification, or referring a matter to staff when responding to items that are not listed on the agenda.

3. Consent Calendar: These matters are routine in nature and are usually approved by a combined single motion unless an item is pulled for discussion. Single motion and vote approving 6 recommendations.

- 3.1. Approve the Draft Minutes of the Regular Board Meeting of January 08, 2026
 - 3.2. Approve the Draft Minutes of the Special Board Meeting on February 02, 2026
 - 3.3. Informational Memo Regarding SB 827 – Required Fiscal and Financial Training for Board Members
 - 3.4. Informational Memo – Summary of Brown Act Requirements and 2026 Updates
 - 3.5. Discuss and Consider Approval of Consultant Selection for FY26 General Manager Performance Appraisal and FY27 Performance Plan Development
 - 3.6. Approve Contract for Urban Water Management Plan
-



4. Presentations:

- 4.1. District Jacket Presentations – Annmarie Behan and Cody Emmons

5. Discussion and Action:

- 5.1. Informational Memo Concerning the Former McNamara and Peepe Mill Site
- 5.2. Discuss and Consider Approval of January Financial Statement & Vendor Detail Report
- 5.3. Discuss and Consider Approval to Install 35-ft Flagpole at Eureka Office – Updated Cost Estimate and Location
- 5.4. Discuss and Consider Approval of Items pulled from Consent Calendar

6. Reports:

- 6.1. Staff Report
 - 6.1.a. Operations Report
 - 6.1.b. Management Report
- 6.2. Active Ad-Hoc Committee Reports
 - 6.2.a. In-Stream Flow Dedication – Met on January 15
- 6.3. Director Reports - General Director Comments
 - 6.3.a. Vice-President Director Woo
 - 6.3.b. Director Wheeler
 - 6.3.c. Director Stevens
 - 6.3.d. Director Rupp
 - 6.3.e. President Fuller
- 6.4. Organizations on which HBMWD Serves
 - 6.4.a. Association of CA Water Agencies (ACWA)
 - 6.4.b. Association of CA Water Agencies/Joint Powers Insurance Authority (ACWA-JPIA)
 - 6.4.c. Redwood Coast Energy Authority (RCEA)
 - 6.4.d. County of Humboldt Redevelopment Oversight Board Meeting

7. Discussion of Future Agenda Items:

- 7.1. Information Management System
 - 7.2. Artificial Intelligence Policy
-



8. **Adjournment:** The next Regular Meeting of the Board of Directors will be held at 1:00 PM on Thursday, March 12, 2026.

AGENDA

CLOSED SESSION MEETING


Thursday, February 12, 2026

2:30 PM

828 7th Street, Eureka, CA 95501

1. **Call to Order:**
 - 1.1. Roll Call
2. **Public Comment:** Members of the public are invited to address the Board on items listed on the Closed Session agenda. The Board of Directors is limited by State law to providing a brief response, asking questions for clarification, or referring a matter to staff when responding to items that are not listed on the agenda.
3. **Announcement of Closed Session Agenda:**
 - 3.1. CONFERENCE WITH LEGAL COUNSEL--EXISTING LITIGATION.
 - 3.1.a. (Paragraph (1) of subdivision (d) of Section 54956.9)
 - 3.1.b. Name of case: Petitions for Change and Instream Flow Dedication for Permits 11714 (Application 16454) and 11715 (Application 17291)
4. **Adjourn to Closed Session:**
5. **Announcements from Closed Session:**
6. **Adjournment:**

(The Board will discuss Closed Session agenda items in the Boardroom)



BOARD OF DIRECTORS
Humboldt Bay Municipal Water District
February 12, 2026

ITEM NO. 3.1

ITEM: Consider Approval of Draft Minutes of Regular Meeting of the Board of Directors on January 8, 2026.

PRESENTED BY: Contessa Dickson, Board Secretary

TYPE of ITEM: ACTION

TYPE of ACTION: General Vote – Consent Calendar

Recommendation

Staff recommend the Board consider approval of the Draft Minutes of the Board of Directors for January 8, 2026, Regular Meeting.

Discussion

The Draft Minutes of January 8, 2026, Regular meetings are attached. A reminder that the Minutes are approved by the legislative body, that is the Board of Directors, not individual members of the Board who were present at the Meeting.

Alternatives

Take no action.

Fiscal Analysis

Not Applicable

Environmental Requirements

Not Applicable

Exhibits/Attachments

Attachment 1 – Draft Minutes from January 8, 2026, Regular Meeting

**Humboldt Bay Municipal Water
District 828 7th Street, Eureka**



**Minutes of the Regular Meeting of the Board of
Directors**

January 08, 2026

1:00 p.m.

1.1 ROLL CALL

President Fuller called the meeting to order at 1:00 p.m. Roll call was conducted. Directors Fuller, Stevens, Wheeler, and Woo were present. General Manager Michiko Mares, Director of Maintenance and Operations Dale Davidsen, Director of Finance and Human Resources Chris Harris, and Board Secretary Contessa Dickson were present. Director Rupp was absent. Darcey Quinn, Accounting Specialist, attended a portion of the meeting.

1.2 PLEDGE OF ALLEGIANCE

President Fuller led the pledge of allegiance.

1.3 ACCEPT AGENDA

ACTION: Motion #26-001 to accept Agenda

Maker: Director Fuller

Second: Director Wheeler

Vote: 4-0 to approve

2. PUBLIC COMMENT

No public comment.

3. CONSENT CALENDAR

ACTION: Motion #26-002 to approve Consent Calendar less item 3.1.

Maker: Director Wheeler

Second: Director Woo

Vote: 4-0 to approve

Ms. Mares pulled item 3.1 due to an edit.

~~3.1 Approve the Draft Minutes of the Regular Board Meeting of December 11, 2025~~

3.2 Approve Memorandum of Understanding with Wiyot Tribe Regarding the Samoa Peninsula Waterline Right-of-Way

3.3 Approve Calendar Year 2026 Board Calendar

4. PRESENTATIONS

None.

5. DISCUSSION AND ACTION:

5.1 Informational Memo Concerning the Former McNamara and Peepe Mill Site

Non-Action Item

-Director Woo recused herself due to a conflict of interest.

Ms. Mares reported on recent activities, including recent actions by the NCRWQCB, continued stormwater and groundwater sampling, and the assignment of a new DTSC project manager. No new DTSC documents have been provided since the September 2025 Board meeting.

**Humboldt Bay Municipal Water
District 828 7th Street, Eureka**



**Minutes of the Regular Meeting of the Board of
Directors**

January 08, 2026

1:00 p.m.

5.2 Approve Resolution 2026-01 to approve the Humboldt County Local Hazard Mitigation Plan (LHMP)

ACTION: Motion #26-003 to approve Resolution 2026-01 to Approve the Humboldt County LHMP.

Maker: Director Wheeler

Second: Director Woo

Vote: 4-0 to approve by roll call vote

- Director Wheeler: Aye
- Director Woo: Aye
- Director Fuller: Aye
- Director Stevens: Aye

(4 ayes, 0 no, 0 abstention)

Ms. Mares presented an overview of Resolution 2026-01 affirming adoption of the Humboldt County Multi-Jurisdiction Hazard Mitigation Plan 2025 Update and compliance with Assembly Bill 2140.

5.3 Approve Updated Board of Directors Payment Schedule

ACTION: Motion #26-004 to approve Updated Board of Directors Payment Schedule, option 1.

Maker: Director Woo

Second: Director Stevens

Vote: 4-0 to approve

Darcey Quinn, Accounting Specialist, attended to present this item. Ms. Quinn presented an overview of the proposed update to the Board of Directors payment schedule to establish a standardized compensation period. Following discussion, the Board selected Option 1, approving payment on the 20th of each month to cover the full prior calendar month.

5.4 Approve Withdrawing from FEMA Grant DR-4407 – Collector Mainline Redundancy Project

ACTION: Motion #26-005 to Approval Withdrawal from FEMA Grant DR-4407.

Maker: Director Stevens

Second: Director Wheeler

Vote: 4-0 to approve

Mr. Harris presented an overview of the FEMA DR-4407 Collector Mainline Redundancy Project and the recommendation to withdraw due to unresolved scope, funding, and schedule constraints. Following discussion, the Board approved authorizing the General Manager to formally notify CalOES and FEMA of the District's intent to withdraw from the grant. Director Fuller asked clarifying questions which were addressed by staff.

**Humboldt Bay Municipal Water
District 828 7th Street, Eureka**



**Minutes of the Regular Meeting of the Board of
Directors**

January 08, 2026

1:00 p.m.

5.5 Approve Terminating District Participation on the Redwood Coast Energy Authority (RCEA) and Redwood Region Economic Development Commission (RRDEC) Boards

ACTION: Motion #26-006 to approve the termination of participation on the RCEA Board effective March 1, 2026. RRDEC effective immediately.

Maker: Director Wheeler

Second: Director Stevens

- Director Wheeler: Aye
 - Director Woo: Aye
 - Director Fuller: Aye
 - Director Stevens: Aye
- (4 ayes, 0 no, 0 abstention)

Vote: 4-0 to approve

The Board discussed scaling back participation in external organizations not directly relevant to District business to focus on District priorities. Director Woo stated she had spoken with other RCEA Board members, she currently serves on a committee and could step down. Director Woo expressed her intent to attend the January meeting to explain the departure. Director Stevens commented on the withdrawal and stated she was comfortable not moving forward with participation on the RRDEC Board.

5.6 Approve the December Financial Statement & Vendor Detail Report

ACTION: Motion #26-007 to approve the December Financial Statement & Vendor Detail Report in the amount of \$785,069.31

Maker: Director Wheeler

Second: Director Woo

Vote: 4-0 to approve

Ms. Harris presented the November financial statement, reporting a general account balance of \$1.4 million, investments totaling \$906 thousand, \$5.8 million in advance charges, and \$4.4 million in general reserves.

5.7 Approve Consent Calendar Item 3.1 - the Draft Minutes of the Regular Board Meeting of December 11, 2025, with Edit

Maker: Director Stevens

Second: Director Wheeler

Vote: 4-0 to approve

Approve the December minutes with an edit to page 10 adding the Board Policy Committee.

**Humboldt Bay Municipal Water
District 828 7th Street, Eureka**



**Minutes of the Regular Meeting of the Board of
Directors**

January 08, 2026

1:00 p.m.

6. Reports:

6.1 Staff Reports:

a. Operations Report

Non-Action Item

Mr. Davidsen presented the December Operations Report, noting that staff held their annual Safety Day, which included training in traffic control, workplace ergonomics, asbestos and silica awareness, trench and excavation safety, and rigging safety. Staff also reported that Cody Emmons was hired as an Electrician & Instrumentation Technician I, with a start date of December 16.

b. Management Report

Non-Action Item

Ms. Mares presented the General Manager's Report, providing updates on regulatory compliance, permitting, and reporting activities. Staff reported continued coordination with FERC and the Division of Safety of Dams on the R.W. Matthews Dam Seismic Stability Project, completion of required regulatory reports, and ongoing work related to infrastructure reliability and emergency preparedness. Updates were also provided on community engagement efforts, capital improvement planning, organizational development, and strategic planning initiatives.

6.2 Active Committee Reports

a. Former McNamara and Peepe Mill Site Cleanup

The committee (directors Fuller and Rupp) met on January 6.

b. Instream Flow Dedication

The Instream Flow Dedication Committee (Directors Fuller and Stevens) met on December 10 and 17; Director Stevens was unable to attend the December 17th meeting.

c. Annual Audit

The Annual Audit Committee (Directors Stevens and Rupp) did not meet.

6.3 Director Reports

a. Director Wheeler:

No update.

b. Vice President Woo:

Thanked staff for their representation during recent emergencies. Reported meeting with Hilary Straus, facilitator for the upcoming Strategic Planning Initiative, and commented that the discussion was productive and positive.

**Humboldt Bay Municipal Water
District 828 7th Street, Eureka**



**Minutes of the Regular Meeting of the Board of
Directors**

January 08, 2026

1:00 p.m.

c. Director Stevens:

Director Stevens wished everyone a Happy New Year and welcomed new employee Cody Emmons to the District.

d. President Fuller:

No update.

6.4. Organizations on which HBMWD Serves

a. Association of CA Water Agencies (ACWA)

Non-Action Item

Director Rupp was absent; therefore, no updates were reported.

b. Association of CA Water Agencies/Joint Powers Insurance Authority (ACWA-JPIA)

Non-Action Item

Director Rupp was absent; therefore, no updates were reported.

c. Redwood Coast Energy Authority (RCEA)

Non-Action Item

RCEA did not meet due to lack of a quorum.

d. Redwood Region Economic Development Commission (RREDC)

Non-Action Item

RREDC did not meet due to lack of a quorum.

Discussion of Future Agenda Items

• Information Management System

Non-Action Item

Ms. Mares reported that Ms. Harris has been spending significant time reviewing and organizing information stored in the District vault and files, including locating original construction photographs for several District facilities. Ms. Mares thanked Ms. Harris for her hard work.

• Cyber Security Policy

Non-Action Item

No update.

**Humboldt Bay Municipal Water
District 828 7th Street, Eureka**



**Minutes of the Regular Meeting of the Board of
Directors**

January 08, 2026

1:00 p.m.

- Artificial Intelligence Policy

Non-Action Item

Staff reported that this item falls under policy updates and noted the challenges associated with how artificial intelligence is being used and shared. Work on this item is ongoing at a higher policy level.

The Board recessed from Open Session at 2:00 p.m.

- 1. The Board reconvened open session at 2:30 p.m.**

- 2. Public Comment:**

Public comment was opened and received. Dan Free with National Marine Fisheries Service (NMFS) commented that he is looking forward to working with Ms. Mares and noted that communication has improved significantly since her hire. He stated that the HCP (Habitat Conservation Plan) is not necessarily beneficial to fish and expressed that Water Code section 1707 may not be the appropriate vehicle at this time, while indicating a willingness to explore other opportunities. Directors Woo and Fuller asked clarifying questions.

- 3. Announcement of Closed Session Agenda: Time Set - (2:30 PM)**

- 3.1 CONFERENCE WITH LEGAL COUNSEL - EXISTING LITIGATION.**

3.1.a. (Paragraph (1) of subdivision (d) of Section 54956.9)

3.1.b. Name of case: Petitions for Change and Instream Flow Dedication for Permits 11714 (Application 16454) and 11715 (Application 17291)

The Board entered closed session at 2:40 pm and returned to open session at 4:02 p.m. President Fuller announced there was no reportable action.


ADJOURNMENT

The meeting adjourned at 4:02 p.m.

Attest:

Michelle Fuller, Board President

Contessa Dickson, Board Secretary



BOARD OF DIRECTORS
Humboldt Bay Municipal Water District
February 12, 2026

ITEM NO. 3.2

ITEM: Consider Approval of Draft Minutes of Special Meeting of the Board of Directors on February 2, 2026.

PRESENTED BY: Contessa Dickson, Board Secretary

TYPE of ITEM: ACTION

TYPE of ACTION: General Vote – Consent Calendar

Recommendation

Staff recommend the Board consider approval of the Draft Minutes of the Board of Directors for February 2, 2026, Special Meeting.

Discussion

The Draft Minutes of February 2, 2026, Special meetings are attached. A reminder that the Minutes are approved by the legislative body, that is the Board of Directors, not individual members of the Board who were present at the Meeting.

Alternatives

Take no action.

Fiscal Analysis

Not Applicable

Environmental Requirements

Not Applicable

Exhibits/Attachments

Attachment 1 – Draft Minutes from February 2, 2026, Special Meeting

**Humboldt Bay Municipal Water
District 828 7th Street, Eureka**



Minutes of the Special Meeting of

the Board of Directors

February 2, 2026

9:00 a.m.

1.1 ROLL CALL

President Fuller called the meeting to order at 9:00 a.m. Roll call was conducted. Directors Fuller, Rupp, Stevens, Wheeler, and Woo were present. General Counsel Ryan Plotz, GHD Consultant Steve Allen, and Strategic Planning facilitators Hilary and Lisa Straus were also present.

1.2 PLEDGE OF ALLEGIANCE

President Fuller led the flag salute.

1.3 ACCEPT AGENDA

ACTION: Motion #26-008 to accept Agenda

Maker: Director Woo

Second: Director Rupp

Vote: 5-0 to approve

2. PUBLIC COMMENT

No public comment was received.

3. Strategic Planning Initiative

3.1 Governance Training

Non-action item

The Board participated in governance training facilitated by the District's strategic planning consultant.

Topics included:

- Roles and responsibilities of the Board and staff
- Governance best practices
- Policy vs. operational distinctions
- Board conduct and decision-making frameworks

3.2 Public Comment on Strategic Planning Initiative to Develop District Mission, Vision, Goals & Objectives

No public comment was received.

3.3 Strategic Planning Initiative to Developed District Mission, Vision, Goals and Objectives

Non-Action Item

Participants engaged in facilitated strategic planning discussions and structured workshop exercises. Activities included full-group dialogue as well as breakout group exercises designed to encourage focused discussion and collaborative input. Breakout sessions were used to explore key topics in smaller groups, after which participants reconvened to share observations and themes with the full group.

**Humboldt Bay Municipal Water
District 828 7th Street, Eureka**



Minutes of the Special Meeting of

the Board of Directors

February 2, 2026

9:00 a.m.

Activities included:

- Review and discussion of District mission and vision
- Identification of organizational priorities and long-term focus areas
- Discussion of goals, objectives, and performance considerations
- Identification of challenges, opportunities, and policy direction

ADJOURNMENT – DAY 1

The meeting was adjourned at 4:12 p.m. to reconvene at 9:00 a.m. on February 3, 2026.

3.3 Strategic Planning Initiative – Continued

The Board continued facilitated strategic planning work, including:

- Refinement of strategic goals and objectives
- Discussion of implementation priorities
- Identification of next steps and planning timeline

Board Direction Reaffirmed:

- Consultant to provide workshop summary
- Staff to prepare draft strategic planning materials for future Board review


ADJOURNMENT

The meeting adjourned at 2:37 p.m.

Attest:

Michelle Fuller, Board President

Contessa Dickson, Board Secretary



ITEM: Informational Memo Regarding SB 827 – Required Fiscal and Financial Training for Board Members

PRESENTED BY: Contessa Dickson, Board Secretary

TYPE of ITEM: Informational

TYPE of ACTION: Consent Calendar – General Vote

Recommendation

Staff recommends all Board members complete one of the CSDA-provided SB 827 training opportunities within the required two-year period to ensure compliance with state law. Staff further recommend utilizing the virtual training option where feasible, as it provides a convenient, no-cost opportunity for members to satisfy the requirement while minimizing travel and associated expenses. Proof of completion should be submitted to staff for recordkeeping purposes.

Discussion

Senate Bill 827 (SB 827) was signed into law last year and establishes new training requirements for local agency officials. Under SB 827, members of governing boards are required to complete **two (2) hours of fiscal and financial management training every two years**. This requirement is intended to strengthen fiscal oversight, promote transparency, and ensure board members are informed on public agency financial responsibilities.

Training Opportunities

The California Special Districts Association (CSDA) is offering opportunities to fulfill the SB 827 training requirement:

In-Person Training – [Sign up here](#)

Cost: \$75 for CSDA members

Date: March 26, 2026

Time: 9:00 a.m. – 12:00 p.m.

Location: Lake County Fire Protection District, Clearlake, California

Virtual Training Option – [Link here](#)

Date: March 4, 2026

Time: 1:00 p.m. – 3:00 p.m.

Format: Online Webinar

Cost: Free for CSDA members

Both options satisfy the SB 827 fiscal and financial training requirement.

Alternatives

N/A

Fiscal Analysis

N/A

Environmental Requirements

N/A

Exhibits/Attachments

N/A



ITEM: Informational Memo Regarding Brown Act Requirements and 2026 Updates

PRESENTED BY: Contessa Dickson, Board Secretary

TYPE of ITEM: Informational

TYPE of ACTION: Consent Calendar – General Vote

BOARD POLICY: 4215 – Brown Act

Recommendation

This item is presented to inform the Board of recent and ongoing updates to the Ralph M. Brown Act that affect meeting procedures, remote participation, and compliance requirements in 2026.

Discussion

Effective January 1, 2026, Senate Bill 707 makes significant updates to the Ralph M. Brown Act's open meeting and teleconferencing requirement. Key changes applicable to all legislative bodies include:

Mandatory Requirements:

- All Board members must now receive a copy of the Brown Act (previously optional)
- Board members with disabilities may participate remotely as reasonable accommodation using audio and video technology, with disclosure requirements regarding other adults present
- Social media restrictions are now permanent, prohibiting a Board majority from discussing agency business on platforms and barring members from liking or sharing other members' posts

Remote Participation Updates:

- "Just cause" and "emergency circumstances" rules have been merged into a single streamlined exception through 2030
- Continues to cover contagious illness, family emergencies, childcare obligations, and official travel

For "Eligible Legislative Bodies" (cities/counties with 30,000+ population- typically excluding school districts):

- Effective July 1, 2026, must provide hybrid meeting access via two-way telephonic or audiovisual platforms
- Must translate agendas into languages spoken by 20% or more of residents who speak English less than "very well" (through July 1, 2030)
- Required outreach to underrepresented and non-English-speaking communities

Staff will continue to monitor statutory changes, Attorney General guidance, and best practices to ensure District meetings remain compliant. Any future legislative changes that materially affect District operations will be brought forward for Board consideration as appropriate.

Alternatives

N/A

Fiscal Analysis

N/A

Environmental Requirements

N/A

Exhibits/Attachments

Attachment 1- Updated Brown Act Manual Download

SECTION: 4000 – BOARD OF DIRECTORS
POLICY TITLE: Brown Act
POLICY NUMBER: 4215
DATE ADOPTED: November 13, 2025
DATE REVISED: N/A



4215.1 The Brown Act

The Legislature adopted the Brown Act, commonly referred to as California’s “Open Meetings Laws” in 1964. The Brown Act is contained in Government Code section 54950 et seq. The Brown Act is broadly construed and compliance is constitutionally mandated.

4215.2 Compliance with Brown Act

All meetings of the Board of Directors shall comply with the Brown Act.

- a. Meetings occur whenever the majority of the Board of Directors meets to discuss District business.
- b. Member of the Board includes newly elected and appointed officials prior to assuming office.
- c. All Board meetings shall be open and freely accessible to the public, including those with disabilities.
- d. Meetings through the use of intermediaries, serial communications, or emails are prohibited.
- e. The Board shall only take action during a properly noticed meeting.

4215.3 Committees

Committees created by formal action of the Board shall comply with the Brown Act

4215.4 Use of Social Media


A majority of the members of the Board are prohibited from using a social media platform to discuss agency business of a specific nature among themselves.

- a. Additionally, members of the Board may not respond directly to any communication from another member on an internet-based social media platform regarding a matter within their subject-matter jurisdiction.

SECTION: 4000 – BOARD OF DIRECTORS
POLICY TITLE: Brown Act
POLICY NUMBER: 4215
DATE ADOPTED: November 13, 2025
DATE REVISED: N/A



- b. Social media may be used for answering questions or providing information to the public as well as to solicit information from the public regarding a matter that is within the subject matter jurisdiction of the legislative body.
- c. The use of “emojis” or interaction in a manner similar to using the “like” button could constitute discussion among members of the legislative body.
- d. A member of the Board is not prohibited from commenting on, forwarding or “liking” a post made by a member of the public, as long as those comments do not become a discussion of agency business “of a specific nature” among a majority of the members of the legislative body



ITEM: Discuss and Consider Approval of Consultant Selection for FY26 General Manager Performance Appraisal and FY27 Performance Plan Development

PRESENTED BY: Michiko Mares, General Manager

TYPE of ITEM: ACTION

TYPE of ACTION: Consent Calendar – General Vote

BOARD POLICY: 1052 – Performance Evaluation of General Manager

Recommendation

Staff recommend the Board consider approval authorizing the General Manager Appraisal Ad-Hoc Committee to select a consultant to prepare the FY26 performance appraisal and develop the FY27 performance plan based on the recently updated mission, vision, and strategic plan to be adopted at the March Board meeting.

Discussion

Board Policy 1052 establishes a comprehensive procedure for evaluating the General Manager’s performance. The policy requires an annual comprehensive evaluation to be completed prior to the April board meeting, with the evaluation process beginning three weeks prior. Per Policy Section 1052.2, the March evaluation involves the Full Board, Staff, Key Stakeholders, and General Manager.

To ensure compliance with Policy 1052 and to support an objective and thorough evaluation process, staff recommend engaging a qualified consultant to facilitate the FY26 performance appraisal. The consultant will also assist in developing the FY27 performance plan, which will be aligned with the District’s updated mission, vision, and strategic plan anticipated for adoption at the March 2026 board meeting.

The General Manager Appraisal Ad-Hoc Committee, working in coordination with the General Manager, will evaluate consultant proposals and select a qualified firm to conduct the evaluation in accordance with Board Policy 1052 requirements.

Alternatives

The Board could elect not to hire a consultant and conduct the General Manager performance evaluation internally. However, engaging an independent consultant provides objectivity, ensures

compliance with Board Policy 1052 procedures, and allows for professional facilitation of the multi-stakeholder evaluation process.

Fiscal Analysis

The anticipated cost for consultant services is \$25,000 to \$30,000. This expense was not included in the current fiscal year budget and will require reallocation of funds from other budget line items.

Environmental Requirements

Not Applicable

Exhibits/Attachments

- Attachment 1 – Board Policy 1052: Performance Evaluation of General Manager

SECTION: 1000 - GENERAL POLICIES
 POLICY TITLE: Performance Evaluation of General Manager
 POLICY NUMBER: 1052
 DATE ADOPTED: November 13, 2025
 DATE REVISED: N/A



1052.1 Purpose

This policy outlines a comprehensive procedure for evaluating the General Manager's performance in alignment with the Humboldt Bay Municipal Water District's Mission and Strategic Goals. The evaluation process is designed to:

- a. Provide structured feedback on performance relative to established expectations;
- b. Identify areas of strength and opportunities for development;
- c. Align the General Manager's priorities with District Mission and Goals;
- d. Foster transparent communication between the Board, General Manager, and stakeholders; and
- e. Establish clear metrics for accountability.

1052.2 Evaluation Timeline

Timeline	Activity	Participants
May	Annual goal setting for the fiscal year (Begins after April comprehensive evaluation)	Full Board and General Manager
July	First quarter progress check-in	Board President and General Manager
October	Mid-year formal review	Full Board and General Manager
January	Third quarter progress check-in	Board President and General Manager
March	Annual comprehensive evaluation (Evaluation Process begins 3-weeks prior to April Board Meeting)	Full Board, Staff, Key Stakeholders, General Manager

1052.3 Evaluation Components


Core Mission and Strategic Goal Alignment

Assessment of how effectively the General Manager upholds the District's core mission and strategic goals, as set and determined by the Board from time to time

Leadership Competencies

Assessment of essential leadership capabilities:

SECTION: 1000 - GENERAL POLICIES
POLICY TITLE: Performance Evaluation of General Manager
POLICY NUMBER: 1052
DATE ADOPTED: November 13, 2025
DATE REVISED: N/A



- a. Strategic Vision and Planning;
- b. Communication and Stakeholder Relations;
- c. Staff Development and Management;
- d. Problem Solving and Decision Making; and Board Relations and Governance Support.

Professional Development

Review of growth in knowledge, skills, and abilities:

- a. Industry knowledge advancement;
- b. Professional licensure maintenance;
- c. Leadership development progress; and
- d. Community and professional engagement.

1052.4 Evaluation Process

Step 1: Preparation (3 weeks prior to evaluation)

- a. General Manager prepares self-assessment and annual list of accomplishments using a standard evaluation form to be provided to Board members prior to distribution of evaluation forms;
- b. Legal Counsel distributes evaluation forms to Board members, Legal Counsel, and staff; and
- c. Participants are given two weeks to complete evaluations.

Step 2: Collection and Compilation (1 week prior to evaluation)

- a. Legal Counsel (or designated third party) collects all evaluation forms;
- b. Results are compiled and staff evaluations anonymized ; and
- c. Distributed to Board members and General Manager.

Step 3: Executive Session Review (Evaluation meeting)

- a. Board meets in closed session to discuss evaluation results;
- b. General Manager presents self-assessment; and
- c. Board discusses areas of alignment and divergence in evaluations.

Step 4: Performance Discussion (Same meeting)

- a. General Manager joins Board for collaborative discussion;

SECTION: 1000 - GENERAL POLICIES
POLICY TITLE: Performance Evaluation of General Manager
POLICY NUMBER: 1052
DATE ADOPTED: November 13, 2025
DATE REVISED: N/A



- b. Review of accomplishments, challenges, and opportunities; and
- c. Discussion of strategic priorities for upcoming period.

Step 5: Documentation and Goal Setting (Within 2 weeks after evaluation)

- a. Board President and General Manager document key performance feedback;
- b. New performance goals established for next evaluation period; and
- c. Final evaluation report approved by Board.

1052.5 Performance Rating Scale

All evaluation criteria will be rated using the following 4-point scale:

Rating	Description
4 - Exceeds Expectations	Performance regularly exceeds expectations in most areas
3 - Meets Expectations	Performance consistently meets established expectations
2 - Needs Improvement	Performance occasionally falls short of expectations
1 - Unsatisfactory	Performance consistently falls below expectations
N/A	Insufficient information to evaluate this criterion

1052.6 Continuous Improvement

This evaluation procedure will be reviewed annually to ensure its effectiveness. The Board and General Manager may jointly modify the process to improve its utility in supporting District goals and management excellence.

1052.7 Confidentiality

All individual evaluations are confidential personnel matters. Only aggregated, anonymized staff feedback will be compiled. The final evaluation document will be maintained in the General Manager's personnel file with appropriate privacy protections.



BOARD OF DIRECTORS
Humboldt Bay Municipal Water District
February 12, 2026

ITEM NO. 3.6

ITEM: Discuss and Consider Approval of Contract with Freshwater Environmental Services for revision of the Urban Water Management Plan (UWMP)

PRESENTED BY: Chris Harris, Director of Finance and Human Resources

TYPE of ITEM: ACTION

TYPE of ACTION: Consent Calendar- General Vote

BOARD POLICY: N/A

Recommendation

Staff recommend the Board authorize the General Manager to execute a contract for \$20,000 with Freshwater Environmental Services to complete the 2026 Urban Water Management Plan to meet the July 1, 2026 regulatory compliance deadline.

Discussion

The California **Urban Water Management Plan (UWMP)** is a “*strategic roadmap used by urban water suppliers to ensure they can provide a reliable water supply to their communities over the next 20 to 25 years*”.

These plans are legally required under the Urban Water Management Planning Act of 1983 for any water supplier that provides over 3,000 acre-feet of water annually or serves more than 3,000 connections.

An agency’s UWMP provides several critical functions:

- **Demand Forecasting:** Predicting future water needs based on population growth and land-use changes.
- **Resource Reliability:** Assessing whether current water sources—such as groundwater, recycled water, or imported water—can meet demands during normal, single-dry, and multiple-dry year scenarios.
- **Conservation Tracking:** Reporting progress toward state-mandated goals, such as the 20% reduction in per-capita water use required by the Water Conservation Act of 2009.
- **Funding Eligibility:** Maintaining an up-to-date, state-approved plan is often a prerequisite for receiving California state grants, loans, and drought assistance.

- **Key Components:** Each UWMP must include specific sub-plans and data, such as:
 - **Water Shortage Contingency Plan (WSCP):** A detailed "playbook" for responding to immediate water shortages (like severe droughts or infrastructure failures), outlining six standard stages of shortage levels.
 - **Demand Management Measures (DMMs):** A description of current and planned conservation efforts, such as rebate programs for water-efficient appliances or public education.
 - **Alternative Water Use:** Evaluation of recycled water, desalination, and stormwater capture to diversify the local supply.
- **Update Frequency:** Water suppliers must update and submit their UWMPs to the California Department of Water Resources (DWR) every **five years** (in years ending in 1 and 6). The next deadline for all urban suppliers is **July 1, 2026**.

Previously the District has completed the UWMP in-house, using the Regulatory Analyst position with support from consultants. Based on the new Associate Engineer's current annual regulatory commitments and deadlines, this is the first of several regulatory reporting requirements which will be completed using contracted services. It is anticipated that in the future (2031), the UWMP will be completed by District staff.

Alternatives

Alternative 1 – No Action: The Board could decline to enter into the contract with Freshwater Environmental Services and direct staff to complete the UWMP in-house. Given the Associate Engineer's current regulatory workload and competing deadlines, this approach would likely result in the UWMP being filed after the July 1, 2026 statutory deadline. Late filing could jeopardize the District's eligibility for state grants, loans, and drought assistance funding, and may result in regulatory non-compliance with the Urban Water Management Planning Act.

Alternative 2 – Solicit Additional Proposals: The Board could direct staff to solicit proposals from additional consultants. However, given the July 1, 2026 deadline and the lead time required to complete the UWMP, this approach introduces scheduling risk and may not yield a more competitive price. Freshwater Environmental Services has familiarity with regional water supply conditions and can begin work immediately.

Fiscal Analysis

This project will be funded using \$20,000 of the \$50,000 approved budget for FY26 Mad River Regulatory Compliance Assistance.

Environmental Requirements

Not Applicable

Exhibits/Attachments

Attachment 1 – Work Authorization Request from Freshwater Environmental Services



WORK AUTHORIZATION REQUEST
January 6, 2026

Contact Name: Chris Harris
Contact Title: Business Manager
Company Name: **Humboldt Bay Municipal Water District**
Address: 828 Seventh Street, Eureka CA
Phone: (707) 443-5018

Freshwater Environmental Services Information

Contact Name: Orrin Plocher / Stan Thiesen
78 Sunny Brae Center
Address: Arcata, California, 95521
Phone: 707 839-0091
Cell: 707 498-9071

Project Status

Amount Requested: \$20,000

Scope of Work

Freshwater Environmental Services (FES) has prepared this Work Authorization Request for preparation of the 2025 Urban Water Management Plan for Humboldt Bay Municipal Water District (HBMWD). The 2025 UWMP is due July 1, 2026.

Task 1 2025 Urban Water Management Plan Preparation

As required, FES will use existing data and reports provided by HBMWD to complete the 2025 Urban Water Management Plan (UWMP). The UWMP will include the following 10 Sections:

- Introduction and Lay Description;
- Plan Preparation;
- System Description (population estimation);
- Customer Water Use (demand);
- Conservation Target Compliance;
- System Supplies;
- Water System Reliability;
- Water Shortage Contingency Planning;
- Demand Management Measures; and
- Plan Adoption, Submittal, and Implementation.

FES will participate in monthly 2025 UWMP Municipal Work Group Meetings (estimated March through June) with the four larger municipal customers that qualify as Urban Water Suppliers as defined by the Urban Water Management Plan Act: City of Arcata, City of Eureka, Humboldt Community Services District, and McKinleyville Community Services District. The goal of the 2025 UWMP Municipal Work Group Meetings is to inform the agencies of the planning activities of the District, to gather quality data for use in this UWMP, and to coordinate with other regional plans and initiatives.



ITEM: Status Update regarding Former McNamara and Peepe Mill Site Cleanup with the Department of Toxic Substances Control (DTSC) [[Case #12240115](#)] as Lead Agency and North Coast Regional Water Quality Control Board (NCRWQCB) [[Case #1NHU527](#)]

PRESENTED BY: Michiko Mares, General Manager

TYPE of ITEM: Informational

TYPE of ACTION: None

Recommendation

Staff recommend continued elevated monitoring and engagement with regulatory agencies and elected officials given:

1. Unresolved regulatory discrepancy between DTSC's 2018 determination and NCRWCB's recent 2025 opinion.
2. Pending completion of formal Human Health Risk Assessment (HHRA) by lead agency DTSC.
3. The ongoing and documented presence of dioxins in storm water and groundwater at concentrations exceeding regulatory limits.
4. Critical importance of protecting the District's water supply for regional customers.

Discussion

North Coast Regional Water Quality Control Board (NCRWQCB) Actions during this calendar month:

- None

DTSC Actions during this calendar month:

- No summary reports provided for September, October, December 2025 and January 2026.

Independent Analysis of NCRWQCB Memo:

- The District's environmental consultant reviewed the NCRWQCB December 5, 2025 Memo and is in general agreement with the report.
 - He commented that the involvement of the USEPA and NCRWQCB has provided a regulatory peer-review process that has led to a much more robust investigation and monitoring program.
 - He recommended the following actions:

1. The installation of a groundwater sentry well. The placement of this well should be somewhere between Glendale Drive and the Mad River, depending on access, in a location hydraulically downgradient from MW-10. The purpose of this well would be to obtain data on any contaminant movement via ground water that might impinge on the Mad River. Sampling of this well should be included in the ongoing semi-annual groundwater monitoring program.
2. Establish an additional stormwater monitoring station. The location of this monitoring station could be at locations previously sampled (SW-8 and SW-9) depending on access. Monitoring should be included in the regular semi-annual stormwater program.
3. Monitoring of HBMWD wells. This should also be done as part of the semi-annual groundwater sampling program.

Ad-Hoc Committee Update:

- Committee met on January 6, 2026. No substantive updates provided.

Alternatives

Not Applicable

Fiscal Analysis

Not Applicable

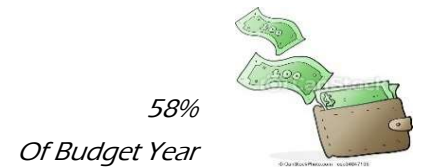
Environmental Requirements

Not Applicable

Exhibits/Attachments

None

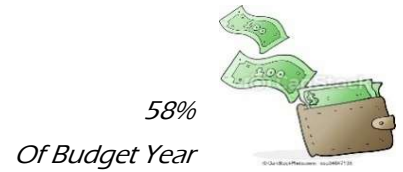
HUMBOLDT BAY MUNICIPAL WATER DISTRICT
 MONTHLY EXPENDITURE REPORT - PAGE 1 OF 3
 January 31, 2026



SALARY AND EMPLOYEE BENEFIT EXPENDITURES (S. E. B.)

	Month-to-Date	Year-to-Date	Prior Year	Budget	% of Budget
Compensation					
1. Wages - Regular	217,364.44	1,458,265.17	1,353,889.27	2,974,302	55%
2. Wages - Sick	5,065.18	42,992.83	56,518.97		
3. Wages - Vacation	20,307.92	145,763.57	154,294.37		
<i>Subtotal</i>	242,737.54	1,647,021.57	1,564,702.61	2,974,302	55%
4. Wages - Overtime	1,441.90	43,740.91	6,573.51	17,400	
5. Wages - Holiday (Worked)	3,251.18	9,522.86	9,255.60	17,587	
<i>Subtotal</i>	4,693.08	53,263.77	15,829.11	34,987	152%
6. Wages - Part-Time	2,993.74	33,462.12	42,887.66	103,224	32%
7. Wages - Shift Differential	1,028.96	7,266.39	7,077.37	12,342	59%
8. Wages - Standby	11,034.05	71,649.83	63,808.77	112,560	64%
9. Director Compensation	1,560.00	21,633.00	19,290.00	40,300	54%
10. Secretarial Fees	106.00	1,060.00	1,711.25	3,150	34%
11. Payroll Tax Expenses	24,921.40	140,694.60	128,001.92	261,094	54%
<i>Subtotal</i>	41,644.15	275,765.94	262,776.97	532,670	52%
Employee Benefits					
12. Health, Life,& LTD Ins.	84,879.53	367,162.42	355,315.86	706,282	52%
13. Air Medical Insurance	79.00	2,607.00	474.00	2,212	118%
14. Retiree Medical Insurance	16,136.94	107,104.00	82,650.94	106,500	77%
14a. Retiree Medical Reimb.	-	(25,578.00)	(25,732.37)		
15. Employee Dental Insurance	4,629.09	21,005.38	17,513.56	36,766	57%
16. Employee Vision Insurance	566.88	3,885.98	4,020.83	7,350	53%
17. Employee EAP	75.73	516.71	537.25	1,226	42%
18. Fitness Stipend	180.00	855.00	538.74	15,120	6%
19. 457b District Contribution	3,875.00	25,775.00	27,050.00	43,200	60%
20. CalPERS Expenses	32,315.59	571,461.62	555,985.76	652,398	88%
21. Workers Comp Insurance	18,732.87	56,388.99	(6,513.54)	119,736	47%
<i>Subtotal</i>	161,470.63	1,131,184.10	1,011,841.03	1,690,790	67%
TOTAL S.E.B	450,545.40	3,107,235.38	2,855,149.72	5,232,749	59%

HUMBOLDT BAY MUNICIPAL WATER DISTRICT
MONTHLY EXPENDITURE REPORT - PAGE 2 OF 3
January 31, 2026



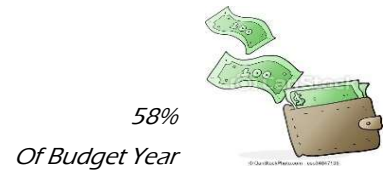
SERVICE & SUPPLY EXPENDITURES (S & S)

	Month-to-Date	Year-to-Date	Prior Year	Budget	% of Budget
Operations & Maintenance					
1. Auto Maintenance	4,350.62	25,067.27	34,316.10	50,000	50%
2. Engineering	556.88	15,655.92	18,850.41	75,000	21%
3. Lab Expenses	542.00	10,045.00	12,367.00	18,000	56%
4. Maintenance & Repairs					
General	6,809.50	32,462.13	30,822.88	48,000	68%
TRF	28,171.76	34,268.99	4,968.79	17,000	202%
<i>Subtotal</i>	<i>34,981.26</i>	<i>66,731.12</i>	<i>35,791.67</i>	<i>65,000</i>	<i>103%</i>
5. Materials & Supplies					
General	3,307.56	37,712.58	34,885.21	45,000	84%
TRF	32,297.99	101,553.58	50,535.14	44,000	231%
<i>Subtotal</i>	<i>35,605.55</i>	<i>139,266.16</i>	<i>85,420.35</i>	<i>89,000</i>	<i>156%</i>
6. Radio Maintenance	611.97	4,203.81	7,552.06	8,500	49%
7. Ruth Lake License	-	1,500.00	1,500.00	1,500	100%
8. Safety Equip./Training					
General	375.11	13,245.26	12,267.23	18,700	71%
TRF	-	258.28	1,794.28	2,000	13%
<i>Subtotal</i>	<i>375.11</i>	<i>13,503.54</i>	<i>14,061.51</i>	<i>20,700</i>	<i>65%</i>
9. Tools & Equipment	-	1,544.35	1,442.57	5,000	31%
10. USGS Meter Station	-	9,570.00	9,110.00	9,500	101%
<i>Operations Subtotal</i>	<i>77,023.39</i>	<i>287,087.17</i>	<i>220,411.67</i>	<i>342,200</i>	<i>84%</i>

General & Administration

11. Accounting Services	-	13,092.00	21,157.50	35,000	37%
12. Bad Debt Expense	-	(2,472.79)	-	-	0
13. Dues & Subscriptions	999.25	36,697.87	33,775.92	39,000	94%
14. IT & Software Maintenance	6,759.24	50,627.21	87,262.70	124,000	41%
15. Insurance	1,211.40	151,676.20	192,471.70	146,000	104%
16. Internet	920.71	6,082.38	6,239.81	11,150	55%
17. Legal Services	558.00	43,338.50	9,904.00	35,000	124%
18. Miscellaneous	2,468.15	7,232.02	3,730.32	10,000	72%
19. Office Building Maint.	1,909.79	12,994.46	11,524.74	19,000	68%
20. Office Expense	2,772.37	27,618.60	26,656.04	39,600	70%
21. Professional Services	-	36,734.75	7,612.50	20,000	184%
22. Property Tax	-	-	2,764.00	3,000	0%

HUMBOLDT BAY MUNICIPAL WATER DISTRICT
MONTHLY EXPENDITURE REPORT - PAGE 3 OF 3
January 31, 2026



SERVICE & SUPPLY EXPENDITURES (con't)					
	Month-to-Date	Year-to-Date	Prior Year	Budget	% of Budget
23. Regulatory Agency Fees	25,961.66	169,314.57	150,114.88	216,000	78%
24. Ruth Lake Programs	-	-	-	5,000	0%
25. Safety Apparel	1,108.41	2,013.20	8,054.91	10,050	20%
26. Technical Training	275.00	533.00	-	14,000	4%
27. Telephone	1,359.62	8,247.74	7,839.34	15,000	55%
28. Travel & Conference	1,284.00	10,524.37	13,543.74	22,000	48%
<i>Gen. & Admin. Subtotal</i>	<i>47,587.60</i>	<i>574,254.08</i>	<i>582,652.10</i>	<i>763,801</i>	<i>75%</i>
TOTAL SERVICE & SUPPLY	124,610.99	861,341.25	803,063.77	1,106,000.50	78%

Power

29. Essex - PG & E	69,383.33	574,164.28	553,854.70		
30. 2Mw Generator Fuel	-	-	-		
<i>Subtotal Essex Pumping</i>	<i>69,383.33</i>	<i>574,164.28</i>	<i>553,854.70</i>	<i>937,000</i>	
31. All other PG & E	20,969.13	97,876.65	87,486.05	199,000	
<i>Subtotal All Power</i>	<i>90,352.46</i>	<i>672,040.93</i>	<i>641,340.75</i>	<i>1,136,000</i>	<i>59%</i>

Total Service and Supplies incl.

Power	214,963.45	1,533,382.18	1,444,404.52	2,242,001	68%
--------------	-------------------	---------------------	---------------------	------------------	------------

GRAND TOTAL EXPENSES	665,508.85	4,640,617.56	4,299,554.24	7,474,749.50	62%
-----------------------------	-------------------	---------------------	---------------------	---------------------	------------

OTHER EXPENSES

32. ReMat Consultant Exp.	838.70	5,382.60	8,967.38		
33. Capital Replacement Exp.	-	-	-		

TOTAL EXPENSES WITH OTHER EXPENSES

	666,347.55	4,646,000.16	4,308,521.62		
--	-------------------	---------------------	---------------------	--	--

HUMBOLDT BAY MUNICIPAL WATER DISTRICT PROJECT PROGRESS REPORT

January 31, 2026

58% Of Budget Year



A. CAPITAL PROJECTS

GRANT FUNDED PROJECTS	MTD EXPENSES	YTD TOTAL	BUDGET	% OF BUDGET
1 Grant - TRF Generator <i>(Treatment Facility Project, \$1.9M - FEMA, Approved)</i>	202,407	639,548	1,731,813	37%
2 Grant - Collector Mainline Redundancy Pipeline <i>(Treatment/Base Facility Project, \$3.2M - FEMA, Approved)</i>	1,353	1,415	3,200,000	0%
3 Grant - 2x Tank Seismic Retro	54,257	4,397,606	3,174,488	139%
3A Grant - 1x Tank (Industrial) Seismic Retrofit <i>(\$5.7M - FEMA Approved, Pending Add'l Funding)</i>	0	(1,453,918)		
4 Adv. Assistance Spillway Seismic Grant <i>(\$1.5M - FEMA Approved, Pending Add'l Funding)</i>	19,497	479,681	1,487,567	32%
TOTAL GRANT FUNDED CAPITAL PROJECTS	277,513	4,064,332	9,593,868	42%

NON-GRANT FUNDED CAPITAL PROJECTS

5 FY26 Mainline Valve Replacement Program	0	0	100,000	0%
6 Collector 4 Transformer & Switchboard Replacement	0	0	99,000	0%
7 Collector 4 Electrical Sub-Panel Replacements	0	0	14,250	0%
8 Roof Replacement & Modifications to OSG Bldg.	0	31,340	44,250	71%
9 Modular Training Room and EOC Building	0	0	365,000	0%
TOTAL NON-GRANT FUNDED CAPITAL PROJECTS	0	31,340	622,500	5%

B. EQUIPMENT AND FIXED ASSET PROJECTS

	MTD EXPENSES	YTD TOTAL	BUDGET	% OF BUDGET
10 FY26 Replace ESSEX Administrative Computers	0	3,774	6,500	58%
11 FY26 Replace Control Computers	0	3,428	5,250	65%
12 Traffic Control Equipment Upgrades	0	1,144	1,750	65%
13 Hyster Forklift Fork Extensions	0	1,456	2,000	73%
14 Replace Unit 7	1,821	31,598	76,000	42%
15 Replace Control Servers Essex	0	0	37,750	0%
17 Control Laptops for Electrical Dept	338	4,576	6,250	73%
18 Replace 35kW Generator	0	0	57,750	0%
19 Replace Chipper	0	57,294	67,500	85%
20 Replace Unit 12	1,538	74,060	88,250	84%
21 Replace Control Servers - TRF	0	0	37,750	0%

(Treatment Facility Project)

HUMBOLDT BAY MUNICIPAL WATER DISTRICT

PROJECT PROGRESS REPORT - PAGE 2 OF 5

January 31, 2026

58% Of Budget Year



B. EQUIPMENT AND FIXED ASSET PROJECTS (con't)

	MTD EXPENSES	YTD TOTAL	BUDGET	% OF BUDGET
22 TRF Chlorine Analyzer Replacement Phase 2 of 2 <i>(Treatment Facility Project)</i>	0	22,887	22,500	102%
23 Purchase Spare Turbidimeter <i>(Treatment Facility Project)</i>	0	0	8,750	0%
24 FY26 Replace EUREKA Administrative Computers	0	2,978	6,000	50%
25 AC Units for Headquarters, Bunkhouse & Hydro Plant	0	0	10,750	0%
26 Ruth Slide Gate Rm Electl Upgrade & Hyd. Pump Rplt	7,938	7,938	10,250	77%
27 Ruth Hydro Weir Vault Modifications & Add Pump Cap	583	4,526	7,400	61%
28 Unit #6 AED Defibrillator	2,058	2,069	2,500	83%
29 Ruth Spillway Davit	3,916	3,916	5,750	68%
30 Ruth Hydro Emergency and Portable Lighting	0	1,502	2,000	75%
31 Ruth Hydro Sump Pump Replacement	0	6,254	6,500	96%
32 Replace 35kW Standby Generator	0	45,581	54,000	84%
33 Ruth Lake Decontamination Station	0	0	40,000	0%
33A Board Room Chairs & Tables	8,920	8,920	0	0
TOTAL EQUIPMENT & FIXED ASSET PROJECTS	27,112	283,902	563,150	50%

C. MAINTENANCE PROJECTS

	MTD EXPENSES	YTD TOTAL	BUDGET	% OF BUDGET
34 FY26 Pipeline R-O-W Maintenance	0	125	20,000	1%
34A FY26 Pipeline Maintenance	5,295	5,295	14,000	38%
35 FY26 Main Line Meter Flow Calibration	0	0	16,000	0%
36 FY25 Technical Support and Software Updates	0	245	24,000	1%
37 FY26 Generator Services	486	486	3,600	13%
38 FY26 Hazard & Diseased Tree Removal	1,200	1,200	8,000	15%
39 FY26 Cathodic Protection	0	0	1,500	0%
40 FY26 Maintenance Emergency Repairs	(1)	220,934	50,000	442%
41 FY26 Fleet Paint Repairs	0	0	5,000	0%
42 FY26 12kV Electric System General Maintenance	0	5,490	10,500	52%
43 FY26 Voice and SCADA Radio Maintenance	0	0	3,000	0%
44 FY26 Safety Certification of Electrical Tools	0	0	2,500	0%
45 FY26 Collector Lube Oil System Maintenance	0	0	4,500	0%
46 FY26 Fleet Vehicle ALL DATA Software Subscrptn	0	0	3,750	0%
47 FY26 Unit Compliance Testing	0	0	5,000	0%
48 FY26 SB198 Safety Committee Funding	48	3,403	5,000	68%

HUMBOLDT BAY MUNICIPAL WATER DISTRICT

PROJECT PROGRESS REPORT - PAGE 3 OF 5

January 31, 2026

58% Of Budget Year



C. MAINTENANCE PROJECTS (con't)

	MTD EXPENSES	YTD TOTAL	BUDGET	% OF BUDGET
49 Production Flow Meter Calibrations	0	0	9,500	0%
50 Line Shed 4 Roof Replacement	0	12,011	57,750	0%
51 Maintenance Shop Roof Replacement	0	0	57,750	0
52 FY26 Pipeline R-O-W Maintenance	0	0	20,000	0%
53 Equipment Storage Building Roof Replacement	0	0	6,500	0%
54 Unit 2 and Unit 13 Engine Oil Leak Repairs	0	0	6,750	0%
55 FY26 TRF Generator Service	52	52	500	0%
<i>(Treatment Facility Project)</i>				
56 FY26 TRF Limitorque Valve Retrofit Supplies	0	0	15,000	0%
<i>(Treatment Facility Project)</i>				
57 TRF Valve Network Upgrade (Phase 2)	206	206	55,000	0%
<i>(Treatment Facility Project)</i>				
58 FY26 Brush Abatement Ruth Hydro	0	0	22,000	0%
59 FY26 LTO Insurance	0	0	6,000	0%
60 FY26 Spillway Repairs	0	1,565	10,000	16%
61 FY26 Howell Bunger Valve Inspection	0	0	1,500	0%
62 FY26 Log Boom Inspection	0	0	1,500	0%
63 Ruth Hydro Maintenance and Improvements	0	0	10,250	0%
64 FY26 Eureka Office Generator Service	0	0	500	0%
65 Main Office Paint/Repairs/Fencing	0	80	8,000	1%
TOTAL MAINTENANCE PROJECTS	7,285	251,093	464,850	54%

D. PROFESSIONAL & CONSULTING SERVICES

	MTD EXPENSES	YTD TOTAL	BUDGET	% OF BUDGET
66 FY26 Crane Testing/Certification	400	10,530	12,000	88%
67 FY26 On-Site Sodium Hypochlorite System Maintenance	0	99	20,750	0%
68 FY26 Hydro Plant Annual Electrical & Maint Inspect	0	0	4,000	0%
69 FY26 Cyber Security Maintenance	0	0	5,500	0%
70 FY23 Hydro Plant Annual Elec. Maint./Testing	0	7,200	7,200	100%
71 FY26 GHD Review & Report of Essex MR CrossSection	0	990	6,000	17%
72 Mitigation Funds, Samoa Dunes EIR	0	0	50,000	0%
73 Litigation Assessment	0	0	20,000	0%
74 FY26 Technical Training	0	639	20,000	3%
75 FY26 O & M Training	0	825	24,500	3%
76 FY26 Cross Connection Control Certification	0	695	3,000	23%

HUMBOLDT BAY MUNICIPAL WATER DISTRICT

PROJECT PROGRESS REPORT - PAGE 4 OF 5

January 31, 2026

58% *Of Budget Year*



D. PROFESSIONAL & CONSULTING SERVICES (CONT)

	MTD EXPENSES	YTD TOTAL	BUDGET	% OF BUDGET
77 FY26 Public Education Funds	199	699	5,000	14%
78 FY26 Mad River Regulatory Compliance Assistance	0	0	50,000	0%
79 FY26 Grant Applications Assistance	0	0	20,000	0%
80 Construction Contract Documents Developoment Assistance - GHD	0	0	10,000	0%
81 FY26 Asst w/401/404 Permits;LTSAA;Other-Stillwater	4,476	36,064	50,000	72%
82 Cathodic Protection Close-Interval Potential Surv.	0	0	25,400	0%
83 FY26 Dam Spillway Wall Monument Survey-Points West	0	10,000	10,000	100%
84 FY26 Matthews Dam Spillway Wingwall & Floor Survey	0	0	7,000	0%
85 Vertical Monument Monitoring - Points West	0	5,800	5,800	100%
86 Vertical Monument Monitoring - Data Review (GHD)	0	0	5,000	0%
87 West (Left) Abutment Slide Monitoring -Points West	0	8,700	8,700	100%
88 West (Left) Abutment Monitoring -Data Review (GHD)	0	0	4,000	0%
89 FY26 FERC Dam Safety Surveillance and Monitoring Report	0	124	11,518	1%
90 FY26 FERC Chief Dam Safety Engineer	0	11,384	16,804	68%
91 GEI - Task 2-Part 12D; PFMA	0	0	15,674	
92 GRANT-Adv. Asst Spillway Seism Out of Scope Boring	0	69	100,000	0%
93 Left/Right Abutment Assessment - SHN	0	0	10,000	0%
TOTAL PROF/CONSULTING SERVICES	5,076	93,820	527,846	18%

E. INDUSTRIAL SYSTEM PROJECTS

94 Maintain Water Supply to Indust. Pump Station 6	0	0	13,250	0%
95 Repairs to I/W Reservoir Fence	0	8,100	10,000	81%
96 Grant - 1x Tank (Industrial) Seismic Retrofit	0	1,453,918	1,303,743	112%
TOTAL INDUSTRIAL SYSTEM PROJECTS	0	1,462,018	1,326,993	110%

F. CARRY-OVER PROJECTS FROM PRIOR YEAR

TOTAL CARRYOVER PROJECTS	0	0	0	0%
---------------------------------	----------	----------	----------	-----------

G. ADVANCED CHARGES & DEBIT SERVICE FUNDS COLLECTED

97 Prof. Services for New Capital Debt	59,128	413,897	162,200	255%
98 Grant - 3x Tank Seismic Retrofit	18,988	132,918	227,859	58%
TOTAL ADVANCED CHARGES COLLECTED	78,116	546,814	390,059	140%

HUMBOLDT BAY MUNICIPAL WATER DISTRICT

PROJECT PROGRESS REPORT - PAGE 5 OF 5

January 31, 2026

58% Of Budget Year



H. PROJECTS NOT CHARGED TO MUNICIPAL CUSTOMERS

	MTD EXPENSES	YTD TOTAL	BUDGET	% OF BUDGET
On-Site Generation of Chlorine <i>(\$1.4M - FY25, Treatment Facility Project)</i>	0	56,657	179,313	32%
Humboldt Bay Radio Read Meters <i>(Capital Replacement Funds)</i>	0	0	9,500	0%
HQ and Dam Road Paving (FY23) <i>(August Complex Wildfire Funds Collected, ReMat Funds)</i>	0	145,825	112,000	130%
North Mainline Extension Study	0	18,959	0	0
BL Rancheria Water	0	178	0	0
TOTAL NOT CHARGED TO CUSTOMERS	0	221,619	300,813	74%

PROJECT PROGRESS REPORT SUMMARY OF ALL ACTIVITY

CUSTOMER CHARGES	MTD	YTD	BUDGET	% BUDGET
TOTAL NON-GRANT FUNDED CAPITAL PROJECTS	0	31,340	622,500	5%
<i>Treatment Facility Portion</i>	0	0	0	
TOTAL EQUIPMENT & FIXED ASSET PROJECTS	27,112	283,902	563,150	50%
<i>Treatment Facility Portion</i>	0	22,887	69,000	
TOTAL MAINTENANCE PROJECTS	7,285	251,093	464,850	54%
<i>Treatment Facility Portion</i>	257	257	70,500	
TOTAL PROF/CONSULTING SERVICES	5,076	93,820	527,846	18%
<i>Treatment Facility Portion</i>	0	0	0	
TOTAL INDUSTRIAL SYSTEM PROJECTS	0	1,462,018	1,326,993	1
TOTAL CARRYOVER PROJECTS	0	0	0	0
<i>Treatment Facility Portion</i>	0	0	0	
TOTAL ADVANCED CHARGES/DEBIT SERVICE	78,116	546,814	390,059	140%
<i>Treatment Facility Portion</i>	\$0	\$0	\$0	
TOTAL CUSTOMER CHARGES	\$117,589	\$2,668,987	\$3,895,398	69%
NON-CUSTOMER CHARGES (CURRENT FY)	MTD	YTD	BUDGET	% BUDGET
TOTAL GRANT FUNDED CAPITAL PROJECTS	277,513	4,064,332	9,593,868	42%
TOTAL NON-CUSTOMER CHARGES	0	221,619	300,813	74%
TOTAL USE OF ENCUMBERED FUNDS	7,619	268,638	1,617,260	17%
TOTAL NON-CUSTOMER CHARGES	\$285,132	\$4,554,588	\$11,511,941	40%
GRAND TOTAL PROJECT BUDGET ACTIVITY	\$402,723	\$7,223,576	\$15,407,339	47%

HUMBOLDT BAY MUNICIPAL WATER DISTRICT
ENCUMBERED FUNDS RECONCILIATION REPORT
January 31, 2026



	MTD EXPENSES	YTD TOTAL	AMOUNT ENCUMBERED	REMAINING
A. CAPITAL PROJECTS				
1E Mainline Valve Replacement Program	0	0	55,173	55,173
2E Retaining Wall for Valve Access	0	0	70,000	70,000
3E Replace Pump 2-2 (Pre-Approved 04/2024)	0	27,938	26,713	(1,225)
4E Peninsula Communications Options	0	0	42,000	42,000
5E Mainline Valve Replacement Program	0	0	50,000	50,000
6E Purchase Collector 4 Transformer	0	0	48,325	48,325
7E Purchase Switchboard for Collector 4	0	35,167	41,589	6,422
8E Resize Chemical Feed System	0	0	6,304	6,304
9E Storage Barn at Headquarters	0	0	218,108	218,108
B. EQUIPMENT & FIXED ASSET PROJECTS				
10E FY25 Replace ESSEX Administrative Computers	0	0	2,978	2,978
11E Telemetry Radio and Antenna Replacement	0	0	14,000	14,000
12E District Lighting Upgrades	0	175	11,950	11,775
13E Construction Tooling	0	0	1,473	1,473
14E TRF Filter Gallery Heaters and Air Circulation	0	8,856	9,000	144
15E Air Actuated Chemical Pump	0	2,392	2,000	(392)
16E FY25 Replace EUREKA Administrative Computers	0	5,086	5,086	0
C. MAINTENANCE PROJECTS				
17E FY25 Main Line Meter Flow Calibration	0	1,690	15,900	14,210
18E FY25 Technical Support and Software Updates	0	710	6,442	5,732
19E FY25 Hazard & Diseased Tree Removal	0	3,550	8,000	4,450
20E FY25 Fleet Paint Repairs	0	4,603	5,000	397
21E TRF Valve Network Upgrade (Phase 2)	0	0	51,500	51,500
22E FY25 Howell Bunger Valve Inspection	0	1,631	1,500	(131)
23E Replace Hydro Plant PLC's	0	20,759	88,750	67,991
24E FY25 Maintenance Emergency Repairs	0	4,627	5,000	373
D. PROFESSIONAL & CONSULTING SERVICES				
25E Caselle A/R Module	0	0	5,000	5,000
26E CIP 10-yr Financial Revision and Project Review	0	5,905	22,960	17,055
27E Retail Rate Study	0	0	12,000	12,000
28E 404 Permit Assistance	0	9,131	9,131	(0)
29E Technical Dam/Spillway Support	358	1,604	189,909	188,306
30E FY25 Cyber Security Maintenance	0	0	5,250	5,250
31E Microsoft 360 Email	0	12,404	7,274	(5,130)
32E Professional Consulting Services for FERC Comprehensive Analysis	7,262	59,962	504,865	444,904
33E Shatz Energy Research - Tesla Battery/Generator	0	13,515	14,296	781
34E Samoa Peninsula Coastal Development Permit (Change of Scope)	0	29,131	40,295	11,164
35E Eureka Cyber Security	0	19,800	19,489	(311)
ENCUMBERED FUNDS TOTAL	7,619	268,638	1,617,260	1,348,622

HUMBOLDT BAY MUNICIPAL WATER DISTRICT

SUPPLEMENTAL - FIELDBROOK-GLENDALE CSD CONTRACT SERVICES

MONTHLY BILLING/EXPENSE REPORT

January 31, 2026



	Month-to-Date	Year-to-Date
<i>Contract Services Billing</i>		
Administrative	1,261.23	8,828.61
Indirect/Overhead	999.28	6,994.96
Maintenance/Operations/Supplies	24,384.05	159,340.40
Total FB-GCSD Billing	26,644.56	175,163.97
<i>Contract Services Expenses</i>		
Employee Wages	12,447.04	86,706.11
Employee Benefits	7,896.95	39,554.17
Operations & Maintenance Expenses	1,931.99	7,458.55
General & Administrative Expenses	584.10	8,252.49
Total FB-GCSD Expenses	22,860.08	141,971.32
<i>NET Fieldbrook Contract Services</i>	3,784.48	33,192.65

Vendor Name	Date Paid	Description	Amount Paid
101 NETLINK			
101 NETLINK	01/14/2026	<i>Ruth Data Link/Internet</i>	340.00
Total 101 NETLINK:			340.00
Acme Rigging & Supply Company			
Acme Rigging & Supply Company	01/27/2026	<i>Rigging supplies for crane maintenance</i>	400.31
Total Acme Rigging & Supply Company:			400.31
ACWA/JPIA			
ACWA/JPIA	01/20/2026	<i>COBRA Vision</i>	18.56
ACWA/JPIA	01/20/2026	<i>COBRA Dental</i>	171.52
ACWA/JPIA	01/20/2026	<i>RETIREE MEDICAL</i>	15,946.86
ACWA/JPIA	01/05/2026	<i>Workers Compensation Oct - Dec 2025</i>	18,732.87
ACWA/JPIA	01/14/2026	<i>Property Program - General 7/1/25-3/31/26</i>	1,211.40
Total ACWA/JPIA:			36,081.21
Advanced Display & Signs			
Advanced Display & Signs	01/27/2026	<i>Office hours window decals</i>	99.03
Total Advanced Display & Signs:			99.03
Advanced Security Systems			
Advanced Security Systems	01/27/2026	<i>Essex Quarterly Alarm Billing</i>	429.00
Advanced Security Systems	01/27/2026	<i>Battery for security system</i>	71.66
Total Advanced Security Systems:			500.66
AirGas NCN			
AirGas NCN	01/27/2026	<i>Rain gear for staff</i>	153.39
AirGas NCN	01/27/2026	<i>PPE Inventory</i>	160.61
Total AirGas NCN:			314.00
Amazon Capital Services			
Amazon Capital Services	01/27/2026	<i>Eureka Office Supplies</i>	112.46
Amazon Capital Services	01/27/2026	<i>Eureka Office Supplies</i>	71.27
Amazon Capital Services	01/27/2026	<i>Ball valve lockout</i>	39.12
Amazon Capital Services	01/27/2026	<i>Lighting switch panel</i>	90.24
Amazon Capital Services	01/27/2026	<i>Garden hose</i>	35.55
Amazon Capital Services	01/27/2026	<i>PVC fittings</i>	119.56
Amazon Capital Services	01/27/2026	<i>Essex Office Supplies</i>	98.00
Amazon Capital Services	01/27/2026	<i>Eureka Office Supplies</i>	131.32
Total Amazon Capital Services:			697.52
Asbury Environmental Services			
Asbury Environmental Services	01/14/2026	<i>Waste fees</i>	8.00
Asbury Environmental Services	01/14/2026	<i>Waste fees</i>	454.00
Total Asbury Environmental Services:			462.00
AT & T			
AT & T	01/14/2026	<i>Eureka/Essex LandLine</i>	31.54
AT & T	01/14/2026	<i>Arcata/Essex LandLine</i>	31.54

Vendor Name	Date Paid	Description	Amount Paid
AT & T	01/14/2026	<i>Eureka Office/Alarm</i>	65.32
AT & T	01/14/2026	<i>TRF</i>	31.88
AT & T	01/14/2026	<i>Essex office/Modem/Control Alarm System</i>	31.88
AT & T	01/27/2026	<i>Arcata/Essex Landline</i>	31.76
AT & T	01/27/2026	<i>Eureka Office/Alarm</i>	65.51
AT & T	01/27/2026	<i>TRF</i>	31.97
AT & T	01/27/2026	<i>Essex office/Modem/Control Alarm System</i>	31.97
AT & T	01/27/2026	<i>Eureka/Essex Landline</i>	31.76
Total AT & T:			385.13
ATS Communications			
ATS Communications	01/14/2026	<i>IT and software maintenance subscriptions and support</i>	2,869.40
ATS Communications	01/14/2026	<i>ATS Help Desk - Emails and Remote Support</i>	795.50
Total ATS Communications:			3,664.90
Bedliners Plus			
Bedliners Plus	01/14/2026	<i>Headache/lumber rack for Unit 7</i>	837.85
Total Bedliners Plus:			837.85
Blue Star Gas - Sequoia Gas Co.			
Blue Star Gas - Sequoia Gas Co.	01/14/2026	<i>Propane for Ruth HQ</i>	342.14
Blue Star Gas - Sequoia Gas Co.	01/14/2026	<i>Propane for Ruth HQ</i>	263.76
Total Blue Star Gas - Sequoia Gas Co.:			605.90
Campton Electric Supply			
Campton Electric Supply	01/27/2026	<i>Light for Essex front steps</i>	306.09
Total Campton Electric Supply:			306.09
City of Eureka			
City of Eureka	01/27/2026	<i>Eureka office water/sewer</i>	157.23
Total City of Eureka:			157.23
Coastal Business Systems Inc.			
Coastal Business Systems Inc.	01/27/2026	<i>Eureka office copy and fax machine</i>	799.12
Coastal Business Systems Inc.	01/27/2026	<i>Essex copy/fax machine</i>	285.75
Total Coastal Business Systems Inc.:			1,084.87
CRWA			
CRWA	01/27/2026	<i>Annual Membership dues 2026</i>	695.00
Total CRWA:			695.00
Cummins Sales and Service			
Cummins Sales and Service	01/27/2026	<i>2MW generator service</i>	119.31
Total Cummins Sales and Service:			119.31
Eureka Oxygen			
Eureka Oxygen	01/27/2026	<i>cylinder rental</i>	137.20

Vendor Name	Date Paid	Description	Amount Paid
Total Eureka Oxygen:			137.20
Eureka Rubber Stamp			
Eureka Rubber Stamp	01/14/2026	<i>Name Plate</i>	61.91
Total Eureka Rubber Stamp:			61.91
FEDEX			
FEDEX	01/21/2026	<i>Ship AUMA actuator</i>	205.57
Total FEDEX:			205.57
Frontier Communications			
Frontier Communications	01/27/2026	<i>Ruth HQ</i>	75.94
Frontier Communications	01/27/2026	<i>Ruth Hydro/Ruth Dataline</i>	289.97
Total Frontier Communications:			365.91
Frontier Precision, Inc			
Frontier Precision, Inc	01/27/2026	<i>Masa 3 handheld tablet charger</i>	81.57
Total Frontier Precision, Inc:			81.57
GEI Consultants, Inc			
GEI Consultants, Inc	01/14/2026	<i>Advanced Assistance Seismic Spillway - GRANT #25-1814</i>	3,414.50
GEI Consultants, Inc	01/14/2026	<i>Advanced Assistance Seismic Spillway - GRANT #25-1814</i>	2,510.50
GEI Consultants, Inc	01/27/2026	<i>Advanced Assistance Seismic Spillway - GRANT #25-1814</i>	7,688.50
GEI Consultants, Inc	01/27/2026	<i>Advanced Assistance Seismic Spillway - GRANT #25-1814</i>	5,883.00
GEI Consultants, Inc	01/27/2026	<i>Main Line Resiliency Project 23-0799</i>	1,353.00
Total GEI Consultants, Inc:			20,849.50
GFT Infrastructure, Inc.			
GFT Infrastructure, Inc.	01/14/2026	<i>R.W. Matthews Dam Part 12D Comprehensive Assessment</i>	7,261.50
Total GFT Infrastructure, Inc.:			7,261.50
GHD			
GHD	01/14/2026	<i>Reservoirs Seismic Retrofit Phs 2 #24-0812</i>	2,007.24
GHD	01/27/2026	<i>General Engineering</i>	556.88
Total GHD:			2,564.12
Grainger			
Grainger	01/14/2026	<i>Backwash building fiber connection project</i>	34.45
Total Grainger:			34.45
Great Redwood Trail Agency			
Great Redwood Trail Agency	01/14/2026	<i>2024-25 Annual Fee for Fiber Optic Lease</i>	2,324.62
Great Redwood Trail Agency	01/14/2026	<i>2025-26 Annual Fee for Fiber Optic Lease</i>	2,394.36
Total Great Redwood Trail Agency:			4,718.98
Health Equity Inc			
Health Equity Inc	01/12/2026	<i>District HSA Incentive - Jan 2026</i>	12,000.00

Vendor Name	Date Paid	Description	Amount Paid
Health Equity Inc	01/07/2026	HSA Admin Fee Jan 2026 - 6 employees	17.70
Health Equity Inc	01/07/2026	HSA Admin Fee Jan 2026 - 18 employees	53.10
Total Health Equity Inc:			12,070.80
Hensel Hardware			
Hensel Hardware	01/27/2026	Charcoal filters	99.20
Hensel Hardware	01/27/2026	Essex Lab repair parts	24.65
Hensel Hardware	01/27/2026	Essex Lab repair parts	41.42
Hensel Hardware	01/27/2026	Essex Lab repair parts	28.39
Hensel Hardware	01/27/2026	Hardware to install grab bar above scroll case manhole at Ruth	47.75
Hensel Hardware	01/27/2026	Essex Lab repair parts	13.73
Hensel Hardware	01/27/2026	Essex Lab repair parts	41.42
Total Hensel Hardware:			213.72
Henwood Associates, Inc			
Henwood Associates, Inc	01/14/2026	Consultant Services Agreement- Nov 2025	419.35
Total Henwood Associates, Inc:			419.35
Humboldt Area Chapter CSDA			
Humboldt Area Chapter CSDA	01/27/2026	Humboldt Area Chapter CSDA Annual Dues - 2026	50.00
Total Humboldt Area Chapter CSDA:			50.00
Humboldt County Treasurer			
Humboldt County Treasurer	01/27/2026	Capital Financing Project	45,611.43
Total Humboldt County Treasurer:			45,611.43
Humboldt Redwood Company, LLC			
Humboldt Redwood Company, LLC	01/27/2026	Mt Pierce Lease site - Jan 2026	346.74
Total Humboldt Redwood Company, LLC:			346.74
Humboldt Waste Management Authority			
Humboldt Waste Management Authority	01/14/2026	dump fee	422.37
Humboldt Waste Management Authority	01/27/2026	dump fee	216.82
Total Humboldt Waste Management Authority:			639.19
Hummel Tire & Wheel			
Hummel Tire & Wheel	01/27/2026	Tire for Unit #16	875.19
Total Hummel Tire & Wheel:			875.19
INTEGRA Clear Co			
INTEGRA Clear Co	01/27/2026	dechlorination chemicals	391.22
INTEGRA Clear Co	01/27/2026	dechlorination chemicals	1,113.46
Total INTEGRA Clear Co:			1,504.68
Jacob Morris Logging Inc.			
Jacob Morris Logging Inc.	01/27/2026	Green Waste Disposal	154.70

Vendor Name	Date Paid	Description	Amount Paid
Total Jacob Morris Logging Inc.:			154.70
JTN Energy, LLC			
JTN Energy, LLC	01/14/2026	Consultant Services Agreement - Nov 2025	419.35
Total JTN Energy, LLC:			419.35
Mad River Union			
Mad River Union	01/27/2026	annual subscription	50.00
Total Mad River Union:			50.00
Microbac Laboratories, Inc			
Microbac Laboratories, Inc	01/27/2026	Lab Tests - Humboldt Bay Retail	116.00
Microbac Laboratories, Inc	01/27/2026	Lab Tests - Humboldt Bay Retail	136.00
Microbac Laboratories, Inc	01/27/2026	Lab Tests - FBGCSD	116.00
Microbac Laboratories, Inc	01/27/2026	Lab Tests - Humboldt Bay Retail	58.00
Microbac Laboratories, Inc	01/27/2026	Lab Tests - FBGCSD	58.00
Microbac Laboratories, Inc	01/27/2026	Lab Tests - Humboldt Bay Retail	116.00
Microbac Laboratories, Inc	01/27/2026	Lab Tests - FBGCSD	116.00
Microbac Laboratories, Inc	01/27/2026	Lab Tests - Humboldt Bay Retail	116.00
Microbac Laboratories, Inc	01/27/2026	Lab Tests - FBGCSD	116.00
Total Microbac Laboratories, Inc:			948.00
Mission Linen			
Mission Linen	01/14/2026	maintenance supplies & uniform rentals	143.73
Mission Linen	01/14/2026	maintenance supplies & uniform rentals	72.39
Mission Linen	01/14/2026	maintenance supplies & uniform rentals	143.54
Mission Linen	01/14/2026	maintenance supplies & uniform rentals	34.40
Mission Linen	01/14/2026	maintenance supplies & uniform rentals	36.32
Mission Linen	01/14/2026	maintenance supplies & uniform rentals	72.39
Mission Linen	01/14/2026	maintenance supplies & uniform rentals	22.93
Mission Linen	01/14/2026	maintenance supplies & uniform rentals	87.66
Mission Linen	01/14/2026	maintenance supplies & uniform rentals	58.42
Total Mission Linen:			671.78
Motion Industries, Inc			
Motion Industries, Inc	01/27/2026	Hydraulic pump & motor for Ruth slide gate	3,812.66
Total Motion Industries, Inc:			3,812.66
NAPA AUTO PARTS			
NAPA AUTO PARTS	01/27/2026	TRF Generator Service	51.81
Total NAPA AUTO PARTS:			51.81
Northern California Safety Consortium			
Northern California Safety Consortium	01/27/2026	Maintenance Form BIT Sheets for fleet	42.45
Total Northern California Safety Consortium:			42.45
NTU Technologies, Inc			
NTU Technologies, Inc	01/27/2026	TRF chemical supplies	28,346.40
NTU Technologies, Inc	01/27/2026	Use Tax - Added	2,905.51

Vendor Name	Date Paid	Description	Amount Paid
NTU Technologies, Inc	01/27/2026	<i>Use Tax - Payable</i>	2,905.51-
Total NTU Technologies, Inc:			28,346.40
Occu-Med, Ltd			
Occu-Med, Ltd	01/27/2026	<i>Pre-employment phsical - Electrician & Instrumentation Tech</i>	690.75
Total Occu-Med, Ltd:			690.75
Optimum			
Optimum	01/07/2026	<i>TRF Internet - Fieldbrook-Glendale CSD</i>	59.90
Optimum	01/07/2026	<i>TRF Internet - Blue Lake SCADA Monitoring</i>	59.90
Optimum	01/07/2026	<i>TRF Internet</i>	29.96
Optimum	01/07/2026	<i>Fieldbrook-Glendale CSD Internet</i>	408.93
Optimum	01/07/2026	<i>Eureka Internet</i>	210.95
Optimum	01/07/2026	<i>Essex Phones</i>	87.30
Optimum	01/07/2026	<i>Essex internet</i>	279.90
Total Optimum:			1,136.84
PACE Engineering, Inc.			
PACE Engineering, Inc.	01/27/2026	<i>TRF Generator Project</i>	6,297.25
Total PACE Engineering, Inc.:			6,297.25
Pacific Gas & Electric Co.			
Pacific Gas & Electric Co.	01/06/2026	<i>Samoa Dial Station</i>	74.67
Pacific Gas & Electric Co.	01/06/2026	<i>Samoa Booster Pump Station</i>	691.82
Pacific Gas & Electric Co.	01/06/2026	<i>Ruth Hydro</i>	30.21
Pacific Gas & Electric Co.	01/06/2026	<i>Ruth Hydro Valve Control</i>	50.92
Pacific Gas & Electric Co.	01/06/2026	<i>TRF</i>	13,268.32
Pacific Gas & Electric Co.	01/06/2026	<i>West End Road Rectifier</i>	34.94
Pacific Gas & Electric Co.	01/06/2026	<i>HWY 299 Rectifier</i>	51.51
Pacific Gas & Electric Co.	01/06/2026	<i>Jackson Ranch Rd Rectifier</i>	37.22
Pacific Gas & Electric Co.	01/06/2026	<i>Eureka Office</i>	298.45
Pacific Gas & Electric Co.	01/27/2026	<i>Essex Pumping Dec 2025</i>	5,944.32
Pacific Gas & Electric Co.	01/27/2026	<i>Essex Pumping Dec 2025</i>	1,174.27
Pacific Gas & Electric Co.	01/27/2026	<i>Essex Pumping Dec 2025</i>	68,493.17
Pacific Gas & Electric Co.	01/27/2026	<i>Ruth Bunk House</i>	39.30
Pacific Gas & Electric Co.	01/27/2026	<i>Ruth HQ</i>	163.34
Total Pacific Gas & Electric Co.:			90,352.46
Pacific Paper Co./Arcata Stationers			
Pacific Paper Co./Arcata Stationers	01/14/2026	<i>Essex office supplies</i>	105.82
Total Pacific Paper Co./Arcata Stationers:			105.82
Paso Robles Tank, Inc.			
Paso Robles Tank, Inc.	01/14/2026	<i>Korblex Res Seismic Retrofit #25-0754</i>	52,250.00
Total Paso Robles Tank, Inc.:			52,250.00
Picky, Picky, Picky, Inc			
Picky, Picky, Picky, Inc	01/14/2026	<i>Safety Boots - J. Natividad</i>	231.51
Picky, Picky, Picky, Inc	01/14/2026	<i>Safety (Rubber) Boots - K. Daggs</i>	143.87
Picky, Picky, Picky, Inc	01/14/2026	<i>Safety (Rubber) Boots - T. Farrell</i>	159.85

Vendor Name	Date Paid	Description	Amount Paid
Total Picky, Picky, Picky, Inc:			535.23
Pierson Building Center			
Pierson Building Center	01/27/2026	Essex plumbing	24.24
Total Pierson Building Center:			24.24
Platt Electric Supply			
Platt Electric Supply	01/14/2026	Ruth Slide Gate Room Electrical Upgrade & Hydro Pump Repla	4,125.80
Platt Electric Supply	01/14/2026	Connector ends for inventory	35.21
Platt Electric Supply	01/14/2026	Red CAT6 cable	232.51
Total Platt Electric Supply:			4,393.52
Purchase Power			
Purchase Power	01/27/2026	Postage Refill	502.25
Total Purchase Power:			502.25
Recology Arcata			
Recology Arcata	01/27/2026	Essex Garbage/Recycling Service - Dec 2025	925.10
Total Recology Arcata:			925.10
Recology Humboldt County			
Recology Humboldt County	01/27/2026	Eureka office garbage/recycling service - Dec 2025	120.46
Total Recology Humboldt County:			120.46
Rental Guys, Inc			
Rental Guys, Inc	01/14/2026	Small excavator rental for vegetation removal	522.00
Total Rental Guys, Inc:			522.00
S & H Auto Glass			
S & H Auto Glass	01/14/2026	Replace Windshield on Unit 7	1,503.60
Total S & H Auto Glass:			1,503.60
Safe and Sound Security			
Safe and Sound Security	01/14/2026	Monthly help desk/tech support for Dam cameras	67.97
Total Safe and Sound Security:			67.97
SHN Consulting Engineers & Geologists			
SHN Consulting Engineers & Geologists	01/14/2026	Technical Dam/Spillway Support #25-1281	357.50
Total SHN Consulting Engineers & Geologists:			357.50
Silverline Tree Service LLC			
Silverline Tree Service LLC	01/27/2026	Hazard tree removal at Ruth HQ	1,200.00
Total Silverline Tree Service LLC:			1,200.00
Steve's Septic Service, LLC			
Steve's Septic Service, LLC	01/27/2026	Essex septic tank pumping fee	695.00

Vendor Name	Date Paid	Description	Amount Paid
Total Steve's Septic Service, LLC:			695.00
Stillwater Sciences			
Stillwater Sciences	01/27/2026	404 Permit Assistance #26-0002	4,476.25
Total Stillwater Sciences:			4,476.25
Sunbelt Rentals			
Sunbelt Rentals	01/27/2026	Rent generators for storm prep	28,171.76
Total Sunbelt Rentals:			28,171.76
TechnoFlo Systems			
TechnoFlo Systems	01/27/2026	Mainline meter spare circuit board	239.98
Total TechnoFlo Systems:			239.98
The Carpenter Group			
The Carpenter Group	01/27/2026	Davit for Ruth Spillway	3,915.52
Total The Carpenter Group:			3,915.52
The Mill Yard			
The Mill Yard	01/27/2026	Zieman trailer traction grating attachment	36.49
The Mill Yard	01/27/2026	Concrete mix	23.12
Total The Mill Yard:			59.61
The Mitchell Law Firm, LLP			
The Mitchell Law Firm, LLP	01/27/2026	Legal Services- Dec 2025	558.00
Total The Mitchell Law Firm, LLP:			558.00
Thomson Reuters - West			
Thomson Reuters - West	01/27/2026	California Water Code 2026	196.25
Total Thomson Reuters - West:			196.25
Thrifty Supply			
Thrifty Supply	01/14/2026	Spare air release and installation components	5,295.44
Total Thrifty Supply:			5,295.44
Trinity County General Services			
Trinity County General Services	01/27/2026	Pickett Peak site lease - Feb 2026	265.23
Total Trinity County General Services:			265.23
U.S. Bank Corporate Payment System			
U.S. Bank Corporate Payment System	01/26/2026	Notary Online Training	199.00
U.S. Bank Corporate Payment System	01/26/2026	ASDSO Membership	58.00
U.S. Bank Corporate Payment System	01/26/2026	EAP for Dams webinar	99.00
U.S. Bank Corporate Payment System	01/26/2026	Burn permit for shoreline debris removal	80.00
U.S. Bank Corporate Payment System	01/26/2026	Office Supplies	12.32
U.S. Bank Corporate Payment System	01/26/2026	Office Supplies	120.98
U.S. Bank Corporate Payment System	01/26/2026	Tables and chairs for Board Room	8,920.23

Vendor Name	Date Paid	Description	Amount Paid
U.S. Bank Corporate Payment System	01/26/2026	Refreshments for safety meeting	34.17
U.S. Bank Corporate Payment System	01/26/2026	Office Supplies	13.90
U.S. Bank Corporate Payment System	01/26/2026	Food for all day safety meeting	202.43
U.S. Bank Corporate Payment System	01/26/2026	Refreshments for employee recognition	69.96
U.S. Bank Corporate Payment System	01/26/2026	Frieght charges for new engine oil for 2MW generator	366.64
U.S. Bank Corporate Payment System	01/26/2026	Spendwise Monthly Subscription	90.00
U.S. Bank Corporate Payment System	01/26/2026	Exam Prep Class	275.00
U.S. Bank Corporate Payment System	01/26/2026	Credit memo received on invoice	371.98-
U.S. Bank Corporate Payment System	01/26/2026	OSG current transformer replacement	239.25
U.S. Bank Corporate Payment System	01/26/2026	Rubber mats for Unit 12	62.81
U.S. Bank Corporate Payment System	01/26/2026	Essex supplies	157.90
U.S. Bank Corporate Payment System	01/26/2026	Printer Ink	81.56
U.S. Bank Corporate Payment System	01/26/2026	Fraud charges - will be credited back	74.98
U.S. Bank Corporate Payment System	01/26/2026	CPR masks for vehicle first aid kits	33.61
U.S. Bank Corporate Payment System	01/26/2026	Portable toilet rental for emergency pipeline realignment	242.69
U.S. Bank Corporate Payment System	01/26/2026	Seat covers for Unit 12	798.24
U.S. Bank Corporate Payment System	01/26/2026	4" suction line	427.46
U.S. Bank Corporate Payment System	01/26/2026	Vacuum Trailer water lance parts	348.70
U.S. Bank Corporate Payment System	01/26/2026	John Deere 440R loader manual	70.28
U.S. Bank Corporate Payment System	01/26/2026	Strobe light bars for Unit 7	598.47
U.S. Bank Corporate Payment System	01/26/2026	Strobe light bars for Unit 12	586.96
U.S. Bank Corporate Payment System	01/26/2026	Sales Tax to be paid	91.38-
U.S. Bank Corporate Payment System	01/26/2026	Laptop cases	338.19
U.S. Bank Corporate Payment System	01/26/2026	AED stickers for Unit 6	18.59
U.S. Bank Corporate Payment System	01/26/2026	Employee Recognition	53.94
U.S. Bank Corporate Payment System	01/26/2026	Employee Recognition	921.75
U.S. Bank Corporate Payment System	01/26/2026	Airmed Membership	79.00
U.S. Bank Corporate Payment System	01/26/2026	AED and Case for Unit 6	2,039.63
U.S. Bank Corporate Payment System	01/26/2026	Under seat storage tray for Unit 7	119.57
U.S. Bank Corporate Payment System	01/26/2026	Floor mats for Unit 7	264.95
U.S. Bank Corporate Payment System	01/26/2026	Board Lunch Dec Meeting	196.07
U.S. Bank Corporate Payment System	01/26/2026	Employee charge on CC - Refunded by employee	7.59
U.S. Bank Corporate Payment System	01/26/2026	Toilet flappers	25.97
U.S. Bank Corporate Payment System	01/26/2026	Call-em-all credits - FB Retail	31.50
U.S. Bank Corporate Payment System	01/26/2026	Snow plow cutting edge	316.79
U.S. Bank Corporate Payment System	01/26/2026	CSDA Legislative Days Registration	1,185.00
Total U.S. Bank Corporate Payment System:			19,399.72
USA Blue Book			
USA Blue Book	01/14/2026	TRF Repair Components	573.65
USA Blue Book	01/27/2026	Replacement components & calibration standards for Essex	396.48
USA Blue Book	01/27/2026	Replacement components & calibration standards for Essex	338.78
USA Blue Book	01/27/2026	Marking paint	93.70
USA Blue Book	01/27/2026	Marking paint	93.69
Total USA Blue Book:			1,496.30
VALEO Networks			
VALEO Networks	01/14/2026	Caselle Cloud Migration	675.00
VALEO Networks	01/14/2026	Eureka office monthly computer maintenance	2,351.37
Total VALEO Networks:			3,026.37
Valley Pacific Petroleum Serv. Inc			
Valley Pacific Petroleum Serv. Inc	01/14/2026	Cardlock-Pumping & Control	430.85
Valley Pacific Petroleum Serv. Inc	01/14/2026	Cardlock-Water Quality	430.85

Vendor Name	Date Paid	Description	Amount Paid
Valley Pacific Petroleum Serv. Inc	01/14/2026	Cardlock-Maintenance	430.85
Valley Pacific Petroleum Serv. Inc	01/14/2026	Cardlock-HB Retail	112.02
Valley Pacific Petroleum Serv. Inc	01/14/2026	Cardlock-FBGCS D	318.84
Valley Pacific Petroleum Serv. Inc	01/14/2026	Cardlock-Fuel for rented generator	128.06
Total Valley Pacific Petroleum Serv. Inc:			1,851.47
Verizon Wireless			
Verizon Wireless	01/27/2026	General Manager	52.02
Verizon Wireless	01/27/2026	Humboldt Bay Retail	17.41
Verizon Wireless	01/27/2026	Fieldbrook Glendale CSD	49.55
Verizon Wireless	01/27/2026	Humboldt Bay IPAD	9.88
Verizon Wireless	01/27/2026	Fieldbrook Glendale CSD IPAD	28.13
Verizon Wireless	01/27/2026	Ruth Area	18.59
Verizon Wireless	01/27/2026	Ruth Hydro	18.59
Total Verizon Wireless:			194.17
Wahlund Construction			
Wahlund Construction	01/27/2026	TRF Generator Grant Project #25-1361	21,109.95
Wahlund Construction	01/27/2026	TRF Generator Grant Project #25-1361	174,999.50
Total Wahlund Construction:			196,109.45
Watt's Cleaning Services			
Watt's Cleaning Services	01/14/2026	Eureka Office Cleaning 12/10 & 12/24/25	278.00
Total Watt's Cleaning Services:			278.00
Wienhoff & Associates Inc			
Wienhoff & Associates Inc	01/14/2026	Excessive Collection Fee	27.50
Total Wienhoff & Associates Inc:			27.50
Grand Totals:			606,500.98

HUMBOLDT BAY MUNICIPAL WATER DISTRICT
STATEMENT OF FUND BALANCES - PAGE 1 OF 2



BANK ACCOUNT BALANCES AT MONTH-END

January 31, 2026

January 31, 2025

GENERAL ACCOUNTS

1. US Bank - General Account	1,305,114.64	1,286,193.18
2. US Bank - Xpress BillPay/Electronic Payments Account	7,506.21	7,820.34
<i>Subtotal</i>	1,312,620.85	1,294,013.52

INVESTMENT & INTEREST BEARING ACCOUNTS

3. US Bank - PARS Investment Account	905,819.62	955,080.19
<i>Contributions = \$800,000 Disbursements = \$251,619</i>		
4. L. A. I. F Account - MSRA Reserve Account	502,407.40	480,644.32
5. CalTRUST - Restricted Inv. Account (Medium Term)	1,934,238.70	1,837,908.51
6. CalTRUST - General Reserve Account (Short-Term)	2,999,681.62	4,348,532.23
<i>Total CalTRUST Accounts</i>	<i>4,933,920.32</i>	<i>6,186,440.74</i>
7. California CLASS - DWFP Reserve Account	281,547.38	269,918.48
8. California CLASS - ReMat Reserve Account	1,420,383.67	1,645,254.35
9. California CLASS - General Reserve Account	2,800,384.52	2,684,718.68
<i>Total California CLASS Accounts</i>	<i>4,502,315.57</i>	<i>4,599,891.51</i>
10. Humboldt County - SRF Loan Payment Account	1,311,380.69	746,886.57
11. Humboldt County - 1% Tax Account	692,059.55	1,038,206.88
<i>Subtotal</i>	12,847,903.15	14,007,150.21

OTHER ACCOUNTS

12. ReMat Deposit - Mellon Bank	27,000.00	27,000.00
13. Cash on Hand	700.00	700.00
<i>Subtotal</i>	27,700.00	27,700.00

TOTAL CASH	14,188,224.00	15,328,863.73
-------------------	----------------------	----------------------

HUMBOLDT BAY MUNICIPAL WATER DISTRICT
STATEMENT OF FUND BALANCES - PAGE 2 OF 2



FUND BALANCES AT MONTH-END

January 31, 2026

January 31, 2025

RESTRICTED FUNDS - ENCUMBERED

1. Prior-Year Price Factor 2 Rebate	(10,317.07)	(9,058.31)
2. Prior-Year Restricted AP Encumbrances	(1,348,622.00)	(627,546.00)
3. Advanced Charges - 3x Tank Seismic Retrofit	(1,321,115.10)	(1,398,379.18)
4. Advanced Charges - Cathodic Protection Project	(124,999.96)	(124,999.96)
6. Advanced Charges - On-Site Generation of Chlorine	(40,780.50)	(610,834.29)
7. Advanced Charges - Redundant Pipeline	(463,531.77)	(453,616.01)
8. Advanced Charges - TRF Emergency Generator	(284,020.47)	(283,115.95)
9. 3AC Collected Funds - TRF Emergency Generator	(312,858.62)	(312,858.62)
11. Advanced Funding - August Complex-Ruth Paving	-	(112,456.22)
12. Advanced Charges - Assist. Spillway Seismic Grant	(484,567.44)	(384,490.32)
13. Advanced Funding - Eureka Cyber Security	(19,489.22)	(19,597.72)
14. Advanced Charges - Essex Facility Expansion	(105,400.00)	(105,400.00)
15. Advanced Charges - Ruth Storage Barn	(209,166.63)	(165,833.31)
16. Advanced Charges - Capital Financing/Debt Service	(1,127,577.67)	(960,316.21)
<i>Subtotal</i>	(5,852,446.45)	(5,568,502.10)

RESTRICTED FUNDS - OTHER

17. 1% Tax Credit to Muni's	(692,059.55)	(1,209,710.58)
18. Pension Trust Reserves	(905,819.59)	(955,080.19)
19. ReMat Deposit	(27,000.00)	(27,000.00)
20. HB Retail Capital Replacement Reserves	(192,575.31)	(251,026.88)
<i>Subtotal</i>	(1,817,454.45)	(2,442,817.65)

UNRESTRICTED FUNDS

BOARD RESTRICTED

21. MSRA Reserves	(502,407.40)	(480,644.32)
22. DWFP Reserves	(281,547.38)	(269,918.48)
23. ReMat Reserves	(1,420,383.67)	(1,645,254.35)
24. Northern Mainline Extension Study Prepayment	(510.31)	56.40
25. Blue Lake Rancheria Extension Study Prepayment	-	(4,235.37)
<i>Subtotal</i>	(2,204,848.76)	(2,395,760.75)

UNRESTRICTED RESERVES

30. General Fund Reserves	(4,313,474.34)	(4,927,415.67)
<i>Subtotal</i>	(4,313,474.34)	(4,921,783.23)
TOTAL NET POSITION	(14,188,224.00)	(15,328,863.73)

HUMBOLDT BAY MUNICIPAL WATER DISTRICT

REVENUE REPORT

January 31, 2026

58%

Of Budget Year



A. REVENUE RETURNED TO CUSTOMERS VIA PF2

	MTD RECEIPTS	YTD RECEIPTS	PRIOR YEAR	BUDGET	% OF BUDGET
1. Humboldt Bay Retail Water Revenue	30,811	229,416	231,092	360,000	64%
General Revenue					
Power Sales (Net ReMat)	14,704	39,042	54,429	125,000	31%
Tax Receipts (1% Taxes)	683,463	683,612	1,096,167	1,450,000	47%
Interest - Muni PF2 Retained	16,223	27,038	37,665	30,000	
2. Miscellaneous Revenue*	17	628	150,520	50,000	1%
<i>*Detail on following page</i>					
TOTAL PF2 REVENUE CREDITS	745,218	979,736	1,569,873	2,015,000	49%

B. DISTRICT REVENUE


	MTD RECEIPTS	YTD RECEIPTS	PRIOR YEAR	BUDGET	% OF BUDGET
3. Industrial Water Revenue					
Harbor District	0	0	0	0	0
<i>Subtotal Industrial Water Revenue</i>	0	0	0	0	0
4. Municipal Water Revenue					
City of Arcata	140,662	843,913	939,135	1,701,895	50%
City of Blue Lake	19,378	117,405	122,493	235,198	50%
City of Eureka	329,997	1,973,493	2,126,673	3,946,856	50%
Fieldbrook CSD	0	93,151	102,687	224,020	42%
Humboldt CSD	201,097	499,247	571,575	1,218,937	41%
Manila CSD	8,310	51,075	54,153	100,714	51%
McKinleyville CSD	110,500	674,435	760,478	1,333,276	51%
<i>Subtotal Municipal Water Revenue</i>	809,943	4,252,719	4,677,194	8,760,896	49%
TOTAL INDUSTRIAL & WHOLESALE REVENUE	809,943	4,252,719	4,677,194	8,760,896	49%
5. Power Sales					
Power Sales (ReMat Revenue)	33,203	84,602	118,335	300,000	28%
Interest (ReMat Revenue)	0	0	0	0	
TOTAL REMAT REVENUE	33,203	84,602	118,335	300,000	28%
6. Other Revenue and Grant Reimbursement					
HB Retail Capital Replacement Rev.	3,865	27,695	27,694		
FCSD Contract	0	160,394	190,884		
FEMA/CalOES Grant Revenue	0	3,124,489	143,411		
SWRCB In-Stream Flow Grant Revenue	0	0	169,552		
Quagga Grant Revenue	0	0	0		
Misc. Grant Revenue	0	952	11,020		
Interest Earned	0	0	0		
Net Increase/(Decrease) Investment Accounts	25,272	266,885	353,828		
TOTAL OTHER/GRANT REVENUE	29,137	3,580,415	896,389		
GRAND TOTAL REVENUE	1,617,502	8,897,472	7,261,791	11,075,896	80%

HUMBOLDT BAY MUNICIPAL WATER DISTRICT
 MISCELANEOUS REVENUE - DETAIL REPORT
 January 31, 2026



B. MISCELLANEOUS RECEIPTS (RETURNED TO CUSTOMERS VIA PF2)

	MTD RECEIPTS	YTD RECEIPTS
<u>Miscellaneous Revenue</u>		
Dividend - Principal Life	-	-
Fees - Park Use	-	-
Refund - Diesel Fuel Tax	-	147
Refunds - Miscellaneous	-	-
Sale - Surplus Material/Equipment	-	283
Reimb. - Copies & Postage	17	18
Reimb. - Gas	-	-
Reimb. - Misc. Employee	-	-
Reimb. - Telephone	-	-
UB - Water Processing Fees	-	180
UB - Hydrant Rental Deposit/Use	-	-
UB - PF2 Rebate, Fairhaven Techite Balance	-	-
Sale of Scrap Metal/Gravel	-	-
<u>Ruth Area</u>		
Lease - Ruth Mutual Water Company	-	-
Ruth Annual Lessee Water Fees	-	-
TOTAL MISCELANEOUS REVENUE	17	628



ITEM: Discuss and Consider Approval to Install 35-ft Flagpole at Eureka Office – Updated Cost Estimate and Location

PRESENTED BY: Michiko Mares, General Manager

TYPE of ITEM: ACTION

TYPE of ACTION: General Vote

BOARD POLICY: N/A

Recommendation

Staff recommend the Board discuss and consider approval to install a new 35-ft flagpole with lighting at the Eureka main office. This item is an update to a previous staff memo (Item 5.8, December 11, 2025) with revised cost estimates and an alternate location due to site constraints.

Discussion

This item is an update to the December 11, 2025 staff memo (Item 5.8) regarding installation of a flagpole at the District’s Eureka main office. Since the original presentation, staff have completed additional site assessment and obtained updated cost estimates.

Site Constraint: Upon further evaluation, staff have determined that the flagpole cannot be located in front of the building as originally anticipated. The proposed location is too close to overhead power lines, which presents a safety hazard during installation and maintenance. The alternate location identified is adjacent to the building.

Increased Height: The original proposal was for a 25-ft flagpole. However, because the alternate location is adjacent to the building, a taller flagpole is required to clear the roofline and ensure the flag is visible. A 35-ft flagpole will provide sufficient height above the building’s roof to allow for prominent flag display.

Updated Cost Estimate: The original estimate of \$5,000 for a 25-ft flagpole has increased considerably due to the required height increase and current material costs. Staff have obtained a quote from Liberty Flagpoles (Quote #D17651, dated January 20, 2026) for a 35-ft hurricane-resistant aluminum flagpole with internal halyard and bronze anodized finish. This is a Made in America product from a veteran-owned company. The revised cost breakdown is as follows:

35-ft Hurricane Resistant Aluminum Flagpole: \$6,795.00

Shipping:	\$479.00
Sales Tax:	\$696.50
Foundation:	\$2,000.00 (estimated)
Structural Engineering:	\$2,000.00 (estimated)
Grounding System:	\$500.00 (estimated)
Total:	\$12,470.50

The cost estimate does not include electrical work for flagpole lighting which will be evaluated once the final location is determined. The grounding system will include a copper-clad ground rod and conductor to provide lightning protection for the metal flagpole in accordance with National Electric Code requirements. The Liberty Flagpoles quote is valid for 60 days from January 20, 2026.

City of Eureka Permit Requirements: Installation of a 35-ft flagpole with a foundation requires a building permit from the City of Eureka. A building permit is required for flagpole installations 15 feet or taller; any work done without a permit may be subject to penalties. Based on the City of Eureka’s current fee schedule, the following permit fees are anticipated:

Building Permit Fee (based on \$11,470 valuation):	\$400 – \$490 (estimated)
Plan Check Fee (65% of permit fee):	\$260 – \$320 (estimated)
Electrical Permit (grounding and lighting):	\$150 – \$200 (estimated)
Estimated Total Permit Fees:	\$810 – \$1,010

Height and Zoning: Flagpole height is regulated by zoning laws and varies between residential and non-residential districts. Staff will verify the maximum allowed height for the District’s property zoning classification with the City’s Planning Department prior to permit application.

Location and Utilities: Staff will call 811 before excavation to ensure no underground utility lines (gas, water, electric, septic, or irrigation systems) will be disrupted. The flagpole location will be planned with sufficient clearance from overhead wires and property lines.

Engineering and Safety: Flagpoles over 25 feet require plans stamped by a licensed structural engineer to ensure compliance with safety codes, including wind resistance and seismic loads. The proposed 35-ft flagpole exceeds this threshold; structural engineering plans have been included in the cost estimate to ensure code compliance.

Building permit applications are submitted through the City’s OpenGov online permitting platform. Staff will coordinate with the City of Eureka Building Division and Planning Department to obtain the required permits prior to construction.

Alternatives

Alternative 1 – No Action: The Board could decline to approve the flagpole installation and continue the current practice of displaying the American Flag at the entrance to the Eureka building.

Alternative 2 – Reduced Scope: The Board could direct staff to evaluate a shorter flagpole or alternative mounting options that may reduce costs while still providing a dedicated flag display.

Fiscal Analysis


The revised project cost is estimated at \$12,470.50 based on the Liberty Flagpoles quote (Quote #D17651) for a 35-ft hurricane-resistant aluminum flagpole, plus foundation, structural engineering, and grounding. This represents an increase of \$7,470.50 from the original December 2025 estimate of \$5,000 for a 25-ft flagpole. City of Eureka permit fees are estimated at \$810 to \$1,010. Additional costs for electrical work to light the flagpole will be determined once the final location is selected. Total estimated project cost including permits is approximately \$13,280 to \$13,480. This project is unbudgeted and would be funded via General Reserves.

Environmental Requirements

Not Applicable

Exhibits/Attachments

- Attachment 1 – Previous Staff Memo (Item 5.8, December 11, 2025)
- Attachment 2 – Liberty Flagpoles Quote #D17651 (January 20, 2026)



ITEM: Discuss and Consider Approval to Install 25-ft Flagpole at Eureka Office
PRESENTED BY: Michiko Mares, General Manager
TYPE of ITEM: ACTION
TYPE of ACTION: General Vote

Recommendation

Staff recommend the Board discuss and consider approval to install a new flagpole with lighting at the Eureka main office.

Discussion

Director Rupp has requested the installation of a flagpole at the District's Eureka main office in lieu of the current flag displayed at the front door. Director Rupp cited California Government Code §431 as requiring flags to be prominently displayed which states:

California Government Code §431: "The Flag of the United States and the Flag of the State shall be prominently displayed during business hours upon or in front of the buildings or grounds of or at each of the following places: (a) Each public building belonging to the State, a county, or a municipality."

Based on language of the California Government Code (Attachment 1) and as confirmed by General Counsel, special districts are not explicitly mentioned in the California statute. As a distinct form of local government separate from cities and counties as well as not being explicitly included in the list in Section 431, it is unlikely the requirement to display a flag applies to special districts.

As a general practice, an American flag is hung on the exterior of the Eureka office building during normal business hours.

Additional research is required to determine if a permit from the City of Eureka is required to install a 25-ft flagpole.

Alternatives

Continue to display the American Flag at the entrance to the Eureka building.

Fiscal Analysis

Based on research completed by the Maintenance Supervisor, the anticipated cost to install a flagpole and lighting is approximately \$5,000. This includes a 25-ft aluminum flagpole with a

wind resistance of 105mph and electrical work to light the flagpole at night. This project is unbudgeted and would be funded via General Reserves.

Environmental Requirements

N/A

Exhibits/Attachments

N/A


[Home](#)
[Bill Information](#)
[California Law](#)
[Publications](#)
[Other Resources](#)
[My Subscriptions](#)
[My Favorites](#)
Code:
Section:



[Up^](#) [Add To My Favorites](#)

GOVERNMENT CODE - GOV

TITLE 1. GENERAL [100 - 7931.000] (Title 1 enacted by Stats. 1943, Ch. 134.)

DIVISION 2. STATE SEAL, FLAG, AND EMBLEMS [399 - 447] (Division 2 enacted by Stats. 1943, Ch. 134.)

CHAPTER 3. Display of Flags [430 - 439]

(Chapter 3 added by Stats. 1953, Ch. 170.)

430. The Flag of the United States and the Flag of the State of California (the Bear Flag) shall be prominently installed, displayed, and maintained in the following places:

- (a) In the courtrooms of all courts of the State.
- (b) In all rooms where any court or any state, county, or municipal commission holds any sessions.

(Added by Stats. 1953, Ch. 170.)

431. The Flag of the United States and the Flag of the State shall be prominently displayed during business hours upon or in front of the buildings or grounds of or at each of the following places:

- (a) Each public building belonging to the State, a county, or a municipality.
- (b) At the entrance and exit of every state park.
- (c) At the entrance or upon the grounds of each campus of the University of California.
- (d) At the entrance or upon the grounds or upon the administration building of every university, college, high school, and elementary school, both public and private, within the State.
- (e) Upon or at every agricultural inspection station just inside California and located on every highway leading into California.
- (f) At the entrance of or within every state highway maintenance station where personnel reside or are on duty at the time necessary to raise and lower the Flag.

(Amended by Stats. 1953, Ch. 1227.)

432. The Flag of the United States and the Flag of the State shall be prominently displayed during any and all games and performances of every kind which take place in a coliseum, stadium, bowl, or other open air sites, and at all race tracks where racing is being conducted.

(Added by Stats. 1953, Ch. 170.)

433. The National and State Flags shall be carried at the head of any procession or parade of:

- (a) The National Guard.
- (b) The California State Guard.
- (c) Any other state military organization.
- (d) Sheriff's posse.
- (e) City police or fire department.

(Added by Stats. 1953, Ch. 170.)

434. Where the installation or display of the Flag of the United States and the Flag of the State in a place publicly owned, whether by the State, a county, or a municipality, is prescribed, public officials charged with furnishing the place shall provide for the acquisition of the flags and their installation, display, and maintenance pursuant to this chapter.



Quote #D17651
Jan 20, 2026

SHIPPING ADDRESS

Ryan Chairez
828 7th Street
Eureka CA 95501
United States
Tel. +17078222918

CUSTOMER

Ryan Chairez
828 7th Street
Eureka CA 95501
United States
Tel. +17078222918

PAYMENT

SHIPPING METHOD

US Flat Rate

ITEMS



35' Hurricane Resistant Aluminum Flagpole | External or Internal
Halyard | 4 Colors
Internal Halyard / Bronze Anodized
SKU: ECH35-Bronze Anodized

PRICE	TAX	QTY	ITEM TOTAL
\$7,200.00	\$407.70 \$16.99	1	\$6,795.00
\$6,795.00	\$101.93 \$101.93		
	\$67.95		



Pay online

Subtotal	\$6,795.00
Shipping	\$479.00
California State VAT % 6.0%	\$407.70
Humboldt County VAT % 0.25%	\$16.99
Eureka City VAT % 1.5%	\$101.93
Humboldt County District VAT % Sp 1.5%	\$101.93
Humboldt Co Local VAT % SI 1.0%	\$67.95
TOTAL (USD)	\$7,970.50

Thank you for shopping with us!

Liberty Flagpoles
9 Commercial Drive, Unit D, Hampden, MA, 01036, United States
Veteran Owned Company | Made in America

sales@libertyflagpoles.com
www.libertyflagpoles.com

Quote good for 60 days

Visit <https://www.libertyflagpoles.com/pages/shipping-policy> for more details on our shipping policy. Your purchase is acknowledgement and agreement with our shipping policy.

We are proud members of:



Memo to: HBMWD Board of Directors
From: Dale Davidsen, Superintendent
Date: February 4, 2026
Subject: Essex/Ruth January 2026 Operational Report

Upper Mad River, Ruth Lake, and Hydro Plant

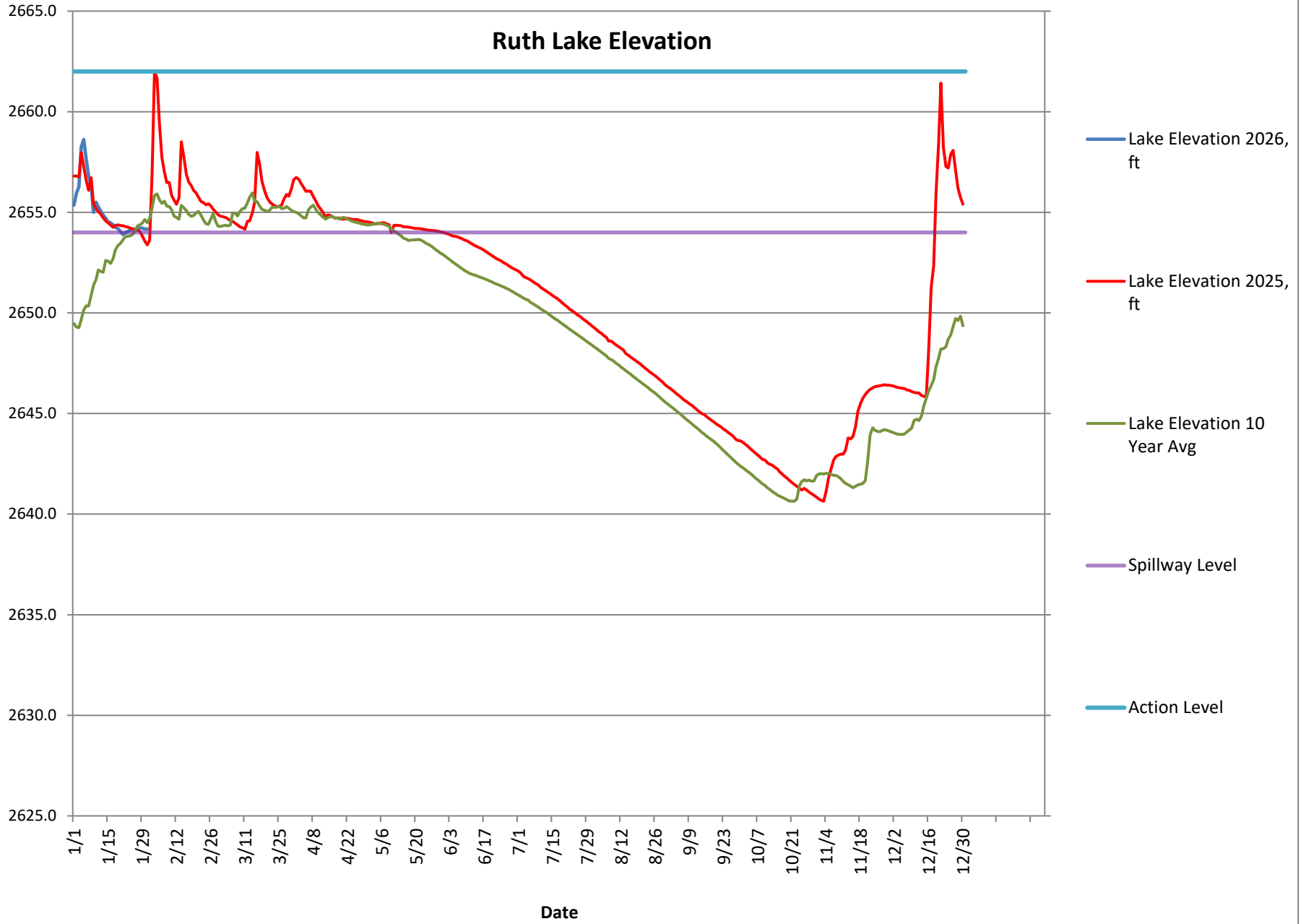
1. Average flow at Mad River above Ruth Reservoir (Zenia Bridge) in January was 514 cfs.
2. The conditions at Ruth Lake for January were as follows:
The lake level on January 31st was 2654.17 feet, which is:
 - 1.23 feet lower than December 31st, 2025.
 - 0.59 feet higher than January 31st, 2024.
 - 0.31 feet lower than the ten-year average.
 - 0.17 feet above the spillway.
3. Ruth Headquarters recorded 8.33 inches of rainfall in January.
4. Ruth Hydro generated 818400 kWh in January. We had 2 PG&E outages causing 14,200 kWh lost production.
5. The lake discharge averaged 774 cfs with a high of 3711 cfs on January 5th.

Lower Mad River, Winzler Control, and TRF

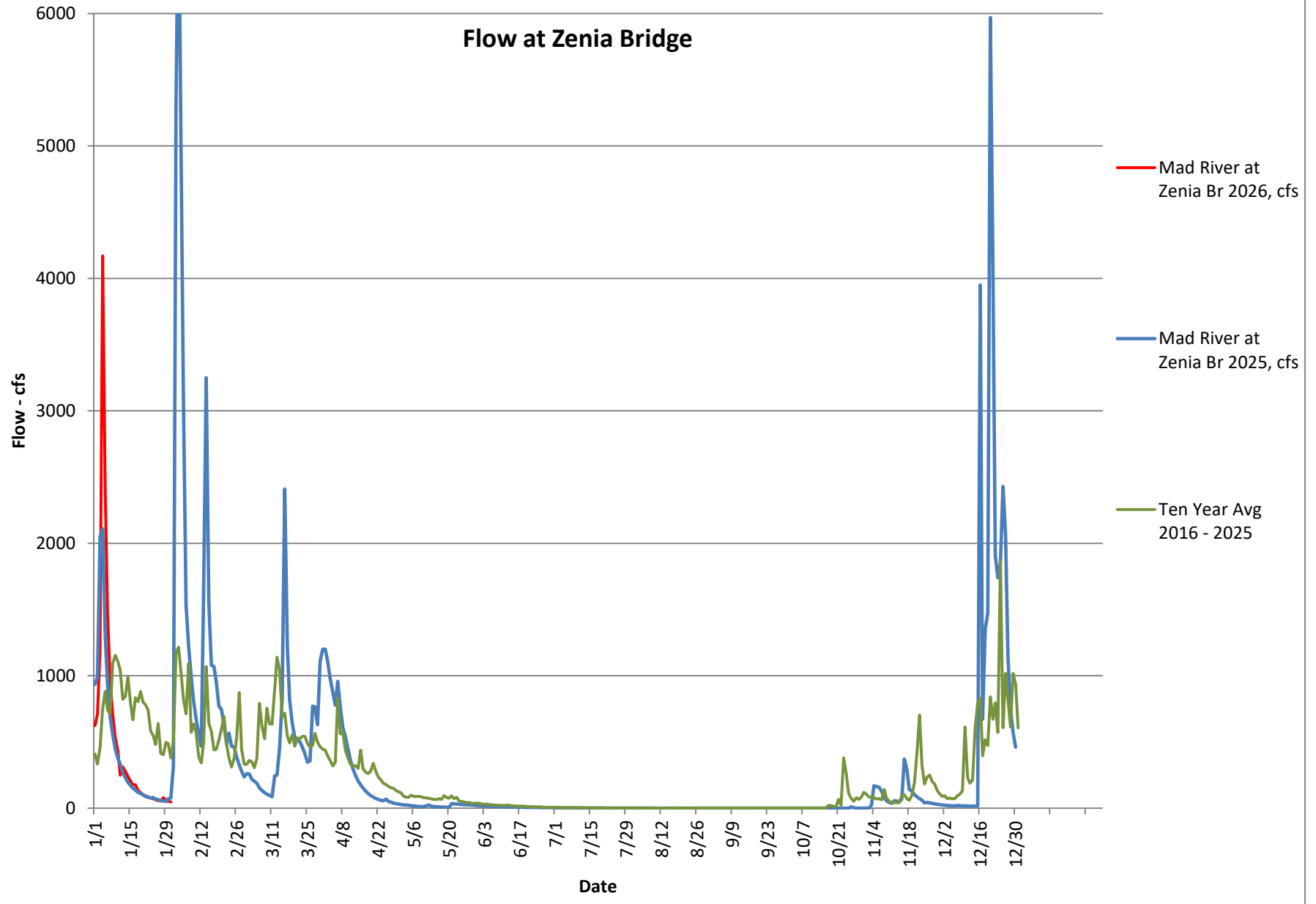
6. The river at Winzler Control Center in January had an average flow of 2865 cfs. The river reached a high flow of 11,300 cfs on January 5th.
7. The domestic water conditions were as follows:
 - a. The domestic water turbidity average was 0.09 NTU, which meets Public Health Secondary Standards.
 - b. As of January 31st, we pumped 218.08 MG at an average of 7.03 MGD.
 - c. The maximum metered daily municipal use was 8.39 MG on January 2nd.
8. The TRF is online:
 - a. Average monthly source water turbidity was 1.13 NTU.
 - b. Average monthly filtered water turbidity was 0.05 NTU.
 - c. The number of monthly filter backwashes was 44.
9. January 2nd – Large fire in Arcata, we maintained pumping through on-peak hours to support demand due to the fire.
10. January 7th - PSI onsite to do final warranty repairs to OSHG rectifier.

11. January 8th – Safety meetings
 - a. SCBA training
 - b. SDS / Right to Know
 - c. Spill Prevention
12. January 11th, Sunday – 2 mechanics called out repair a leak from vandalism in Fairhaven.
13. January 12th – Worked with HCSO for backup to complete repairs to water service in Fairhaven and filed a report for vandalism, water theft, tampering with a utility, etc.
14. January 15th – Maintenance staff with to Ruth to plan and coordinate installation of new Hydraulic pump and motor on slide gate and power requirements.
15. January 20th
 - a. SB 198 Management / staff safety meeting. New staff members: AnnMarie and Chaz
 - b. # Essex staff attended First Aid / CPR training at NCSC.
16. January 22nd – Safety meeting
 - a. WIIPP
 - b. Ruth EAP, DSSMP, ODSP
 - c. AQMD – Generator operating permits
17. January 23rd – Met with SPVFD Fire Chief regarding fire water supply and coordination with the District in the event of a large fire in the area.
18. January 26th – Met with staff and consultants at Collector 4 regarding access requirements for electrical work and caisson repairs.
19. January 26-29th – Essex staff did their Hearing and Respiratory physicals at MROH.
20. January 28th – Wahlund Const on-site at TRF to install the ATS for 100kW generator, as part of the large generator project.
21. Current and Ongoing Projects
 - a. I attended several meetings and correspondence with the engineers and contractors on multiple projects.
 - i. Reservoir Seismic retrofit project.
 - ii. TRF generator project.
 - iii. FB reservoir replacement project. – Online, but the contractor still waiting on materials to complete change order.
 - b. Tesla battery bank / generator coordination project – In progress. Working on final integration details and coordinating connections with Tesla and generator manufacture.
 - c. Submitted formal paperwork to HCSO for them to patrol some District R-o-W's for urban campers.
 - d. TRF maintenance
 - e. Routine annual equipment maintenance and services.

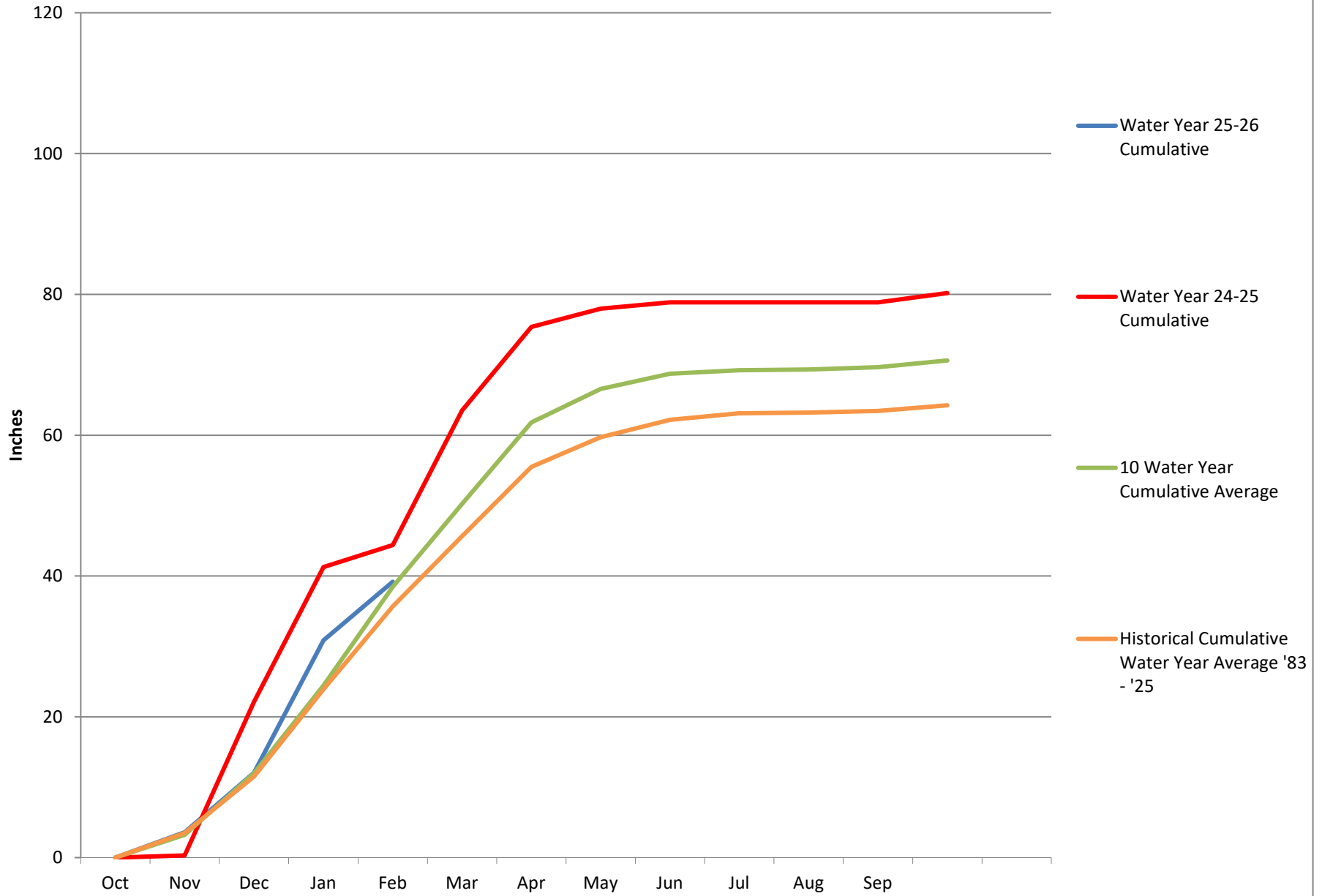
Ruth Lake Elevation

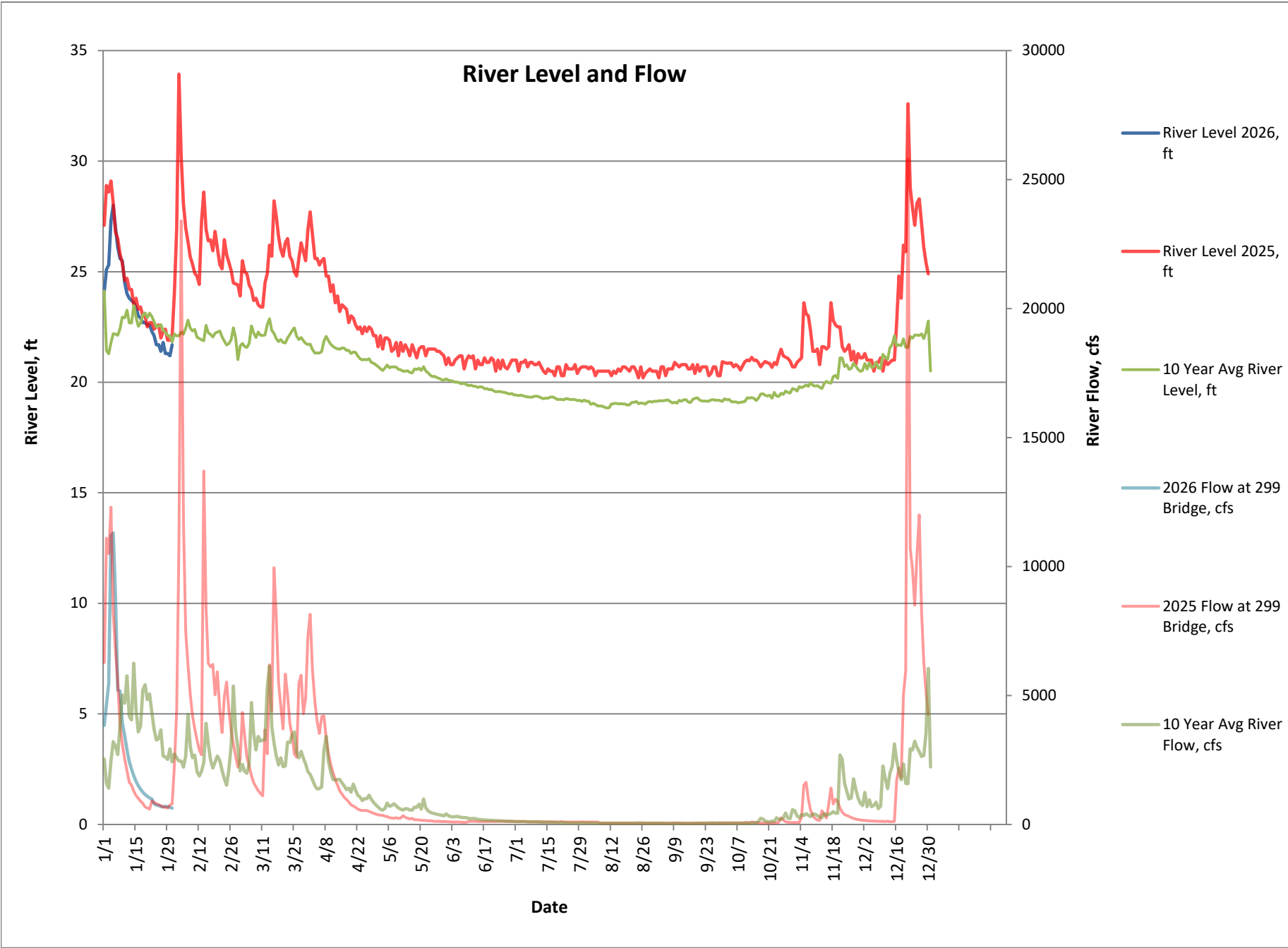


Flow at Zenia Bridge

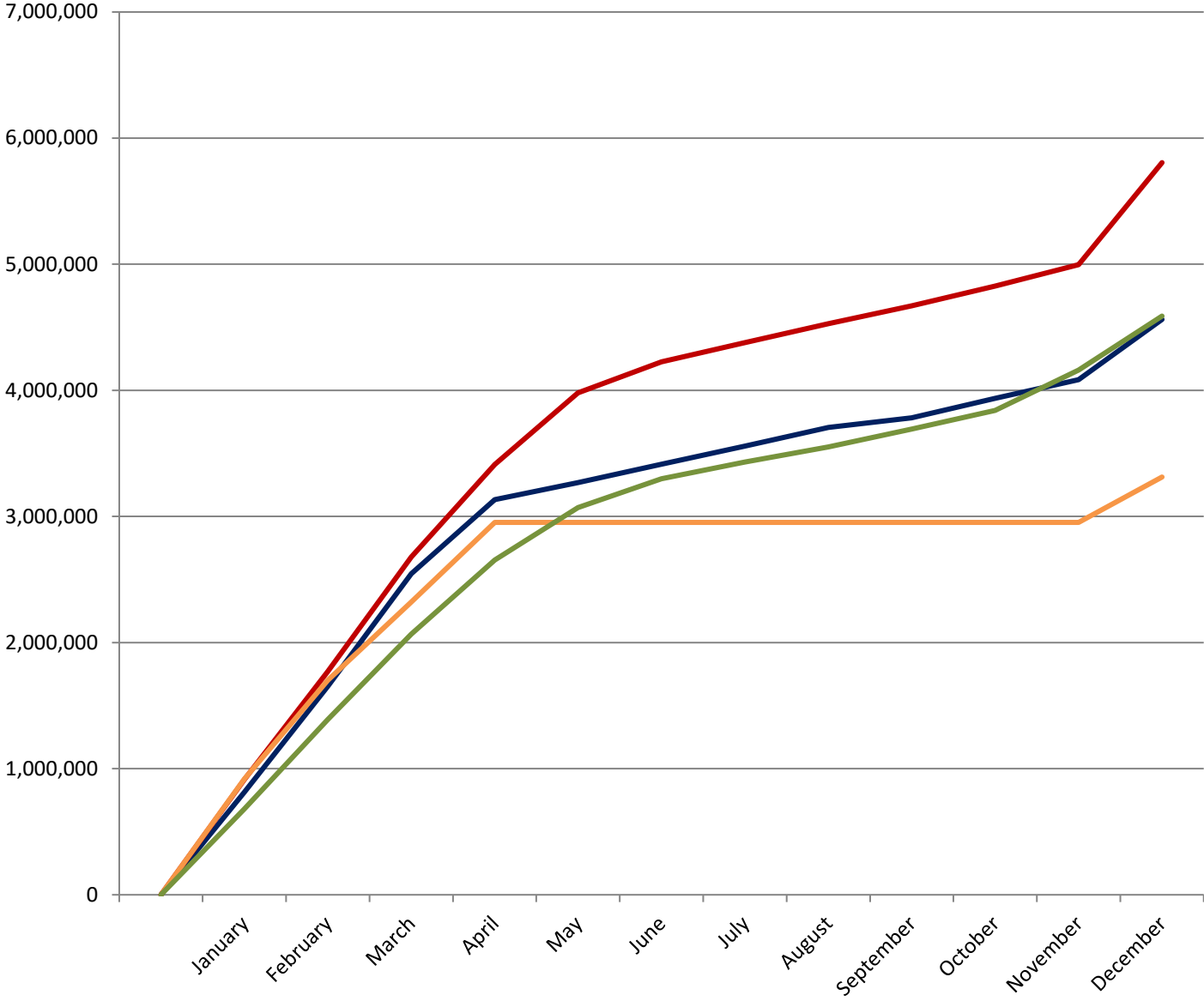


Ruth Rainfall - Water Year 2024-2025






Ruth Hydro Production: Cumulative kWh



- Hydro Production 2025: Cumulative
- Hydro Production 2024: Cumulative
- Hydro Production 2023: Cumulative
- Ten Year Average: Cumulative



ITEM: General Manager's Report
PRESENTED BY: Michiko Mares, General Manager
TYPE of ITEM: Informational
TYPE of ACTION: None

The General Manager's Monthly Report is intended to provide informational updates regarding issues which impact the District's Mission at a management level.

Goal 1- Regulatory Compliance

Workplace Safety. No reportable injuries. The Workplace Injury and Illness Prevention Plan update was approved on January 15, 2026.

Public Health.

Water Regulations. Maintained compliance with all state and federal drinking water regulations.

Workplace Violence Prevention.

Retail Customer. Repeated water system tampering by an individual in crisis has required intervention by local law enforcement and caused concern among staff at the Eureka office.

Fence Installation. Landscaping and site preparation have been completed. Fence installation is anticipated to be complete by the end of February, improving site security at the Eureka office.

De-escalation Training. Staff are coordinating with local law enforcement to provide de-escalation training in response to recurring interactions with individuals in crisis in the field and at the Eureka office.

Permitting.

Federal Energy Regulatory Commission (FERC). Staff are continuing to work with the Consultant on addressing FERC comments on the Drilling Program Plan for the embankment investigation.

Division of Safety of Dams (DSOD). Staff are continuing to work with the Consultant on addressing DSOD comments on the Drilling Program Plan for the embankment investigation.

Reporting.

Environmental Protection Agency (EPA). Staff completed the 5-year update to the Risk Resilience Assessment and submitted the certificate of completion to the EPA.

National Marine Fisheries Service (NMFS) Annual Reports. Staff continued working with Consultant to prepare the annual monitoring reports required under the Endangered Species Act/Biological Opinions to document the instream activities conducted by the District in 2025 and the effects of instream construction and fish relocation.

California State Water Resource Control Board (SWRCB) Annual Reports. Staff completed the annual progress reports required under the District's water rights permits for diversion, storage, and hydropower.

Goal 3 – System Operation and Maintenance

Service Interruptions. None.

Infrastructure Reliability.

Reservoirs Seismic Retrofit. Remaining punch list items are nearly complete and anticipated to be complete by the end of February.

Dunes Right of Way EIR. Coordinating with regulatory agencies to discuss reduced project scope of work and potential mitigations.

Collector #4. Surface water intrusion at Collector #4, likely due to caisson joint compromise, required taking the collector off-line. This reduces our system redundancy and limits operational flexibility to respond to additional supply disruptions. Until Collector #4 is restored to service, any disruption to our remaining supply infrastructure could require mandatory water use restrictions for District customers. Staff are coordinating with an environmental permitting consultant to initiate pre-application discussions with the Army Corps of Engineers, NOAA Fisheries, California Department of Fish and Wildlife, and the North Coast Regional Water Quality Control Board. Our immediate priority is securing temporary access authorization to inspect and repair the caisson this summer, while concurrently initiating the longer permitting process for permanent access and protection of infrastructure. Given the Mad River's status as habitat for ESA-listed salmon and steelhead, permanent access permitting is expected to be a 24 to 36-month process. Staff will return to the Board with a more detailed project scope, timeline, and budget as discussions with regulatory agencies progress.

Goal 4- Customer, Community, and Governmental Partnerships

Wholesale Customers. Staff met with the Municipal Customers on January 14, 2026.

Goal 5 – Future Positioning

Natural Resources Protection.

Aquatic Invasive Species at Ruth Lake. CDFW requested revision to the Joint Aquatic Invasive Species Prevention Plan. Staff anticipate bringing the Plan to the Board for approval in March.

Watershed Research and Training Center. Staff are coordinating with the Watershed Center in Hayfork to position for upcoming grant opportunities in the Mad River Headwaters.

Water Resources Planning

Petition for Change – Instream Flow Dedication. Staff met with the State Water Resources Control Board on January 9, 2026 to discuss a time extension to respond to protests regarding the Petition for Change. The time extension was requested on January 12, 2026 to allow informal and collaborative discussions with the protesters to bring a unified resolution forward. The discussions are focused on building consensus with our regulatory and community partners. The time extension will be beneficial to all parties, and ultimately the public interest and environment. The time extension was granted on January 14, 2026 until April 3, 2026. The Ad-Hoc Committee met on January 15, 2026 to review next steps. A series of meetings have been scheduled with the protestors. The first meeting scheduled was held on January 29, 2026.

Water Rights Renewal. Staff have scheduled a meeting with the Water Rights Permitting and Licensing Program staff on March 2, 2026 to discuss the next steps to license the District's water rights prior to the water rights permits expiration in 2029. Information regarding the process are located here: [SWRCB water licensing application](#)

North Mainline Extension. Due to recent challenges with the City of Trinidad public water system, the project need has become more critical. Staff are working with General Counsel to update the Memorandum of Agreement with the Trinidad Rancheria with the updated scope of work to include project management as well as environmental permitting and engineering design.

Capital Improvement Plan

Contract Status Report. Refer to Attachment 1, Contract Status Report, for a detailed summary of current contracts.

Un-Naming of the Mad River. Staff met with the Bear River Band to discuss the District's initiative

to un-name the Mad River and recognize indigenous place names on January 7, 2026.

Organizational Development. Staff provided training for the Regulatory Compliance SharePoint site to manage data, permits, reports, and correspondence with local, state and federal regulatory agencies.

Emergency Preparedness. Staff updated the cascading phone notifications for the Eureka and Essex offices.

Strategic Planning Initiative. In preparation for the District’s Strategic Planning Initiative Workshop, staff had a series of Planning meetings with the external facilitator on January 7 and January 21, 2026. The Workshop was completed on February 2 and 3, 2026 with Board members, Management, and key District staff. The facilitator will prepare the FY2027 Strategic Plan for Board approval on March 12, 2026 prior to FY2027 budget development.

Goal 6 – Leadership Competencies

GM Performance Appraisal. Informal GM Performance Appraisal was completed by the President of the Board on January 28, 2026.

Attachments

Attachment 1 – Contract Status Report

NO ATTACHMENT FOR THIS ITEM

- McNamara and Peepe ad-hoc committee
met on 1/6
- In-Stream Flow Dedication Committee
met on 1/15

Directors Report

NO ATTACHMENT FOR THIS ITEM

ACWA

The ACWA Board met to conduct normal business and look at the status of the strategic plan and initiatives for the year beyond normal business. An outreach program is underway which is aimed at a bottom up sounding of needs and wants. Three GMs from each region are helping guide the process. The recruitment for their Executive Officer continues with the intent of on boarding by April.

ACWA/JPIA

ACWA/JPIA Committees and Executive Committee met on Jan. 22. 2026. We received a report on the status of the Risk Management Program. The heart of these initiatives is audits of districts and training in best practices. In addition to dealing with general business, the Executive Committee voted to co-sponsor or just support legislation to create a Utility Worker Identification for disaster response. Information on this is included. The general trend of rates on all products is heading in the right direction. We are preparing to role out Parametric Insurance as part of our property program.

NEW LEGISLATION: Authorizing Utility Workers In Disaster Zones

Proposed California Utility Worker Identification Program

The Challenge

When disaster strikes, whether it's a wildfire, earthquake, flood, or other emergency, communities depend on safe and essential utility services. But utility workers face a critical barrier when **they cannot access disaster zones to restore vital services**. Utility workers currently lack standardized identification credentials, leaving them unable to enter closed areas even when lives depend on their work. **These delays in the 2025 Palisades and Eaton fires cost precious time when every minute mattered.**

The Solution



NEW legislation introduced by Senator Bob Archuleta (CA – 30th District) creates a statewide **Utility Worker Identification Program**, operated by the **California Governor's Office of Emergency Services (Cal OES)**.

Official credentials will enable authorized utility workers to:



Access disaster zones to repair critical infrastructure



Protect public health by preventing disease outbreaks linked to service disruptions



Restore essential services quickly to affected communities



Coordinate safely with emergency responders during disasters

Key Provisions

- ✓ **Coordinated Access:** Access granted by incident commanders or law enforcement with proper notification protocols
- ✓ **Official State ID Cards:** Cal OES issues standardized identification cards valid for 5 years
- ✓ **Safety First:** Workers must complete appropriate safety training before receiving credentials
- ✓ **Cost Recovery:** Program funded through reasonable fees on utilities, not taxpayers
- ✓ **Accountability:** Utilities responsible for managing and revoking credentials when workers leave or change roles

SPONSORED BY



bsmwc.com



pidwater.com



picowaterdistrict.net



rwd.org



walnutvalleywater.gov

**WE NEED
YOUR SUPPORT**

Help us pass this critical legislation to protect California communities and ensure utility workers can respond when disasters strike.

FOR MORE INFORMATION Contact Reeb Government Relations at **916-558-1926**.

ACWA JPIA
Water Utility Identification Card Legislation
January 22, 2026

BACKGROUND

The CEO was introduced to a potential new bill during the Fall Summit and was requested, by Rowland Water District, to consider recommending JPIA support or co-sponsor the bill for the current legislative session. Critical for JPIA's support of any bill is that it provide both benefit to a significant number of our member agencies and a benefit to the JPIA itself and/or the risk pooling industry as a whole, by enhancing or improving risk management tools, resources, or capabilities, and/or potentially reducing, preventing, or mitigating insurable losses. This bill appears to do just that.

During emergency incidents—including floods, storms, earthquakes, wildfires, and other disasters—timely access for trained water utility workers is essential to protect health and safety, preserve lives and property, and restore critical water service. Despite this need, utilities across the State often experience inconsistent or delayed access to restricted zones due to the lack of a standardized, statewide credentialing program. The proposed legislation (see attached draft language) would add Section 8585.6 to the Government Code and update Penal Code Section 409.5 to establish a formal Water Utility Worker Identification Card issued by Cal OES. This identification would allow certified water utility workers access to restricted areas when authorized by the incident commander or law enforcement, improving response efficiency and system reliability.

Key provisions of the proposed legislation include:

- The development and administration – by Cal OES – of a statewide identification system for employees of cities, counties, special districts, water corporations, and mutual water companies.
- Workers would be eligible upon completion of appropriate safety training and submission of a utility-verified application.
- Identification cards would be valid for five years.
- Utilities must collect and destroy cards when employment or duties change.
- Cal OES may charge a fee to administer the program.
- Penal Code 409.5 would be amended so that water utility workers with valid identification are expressly permitted access to restricted emergency areas when conditions allow.

CURRENT SITUATION

The supporting or co-sponsoring of this legislation would allow for the JPIA to support legislation introduced and co-sponsored by two of our long-term members, Rowland Water District and Paradise Irrigation District, and would potentially – if passed – provide the following benefits to the members, the JPIA, and the risk pooling industry:

- Align with our members' missions to provide safe, reliable water service, particularly during emergencies where rapid system repair is critical.
- Improve emergency response times by reducing delays at roadblocks and restricted areas.
- Ensure greater operational continuity during wildfire, storm, earthquake, and other hazard events.
- Enhance coordination with incident command and law enforcement.
- Increase safety assurance through standardized training and credentialing requirements statewide.
- Increase JPIA's advocacy role in shaping a statewide emergency access policy affecting all water utilities.
- Potentially reduce JPIA member – and many other CA risk pool members' – exposure to certain losses.
- Potentially increase JPIA member – and many other CA risk pool members' – ability to respond efficiently and effectively to disaster events to reduce the severity of certain losses.

Paradise Irrigation District took action to co-sponsor this bill with Rowland Water District at their December 9, 2025 Board meeting.

RECOMMENDATION

That the Executive Committee approve support or co-sponsorship of the proposed State legislation establishing a Water Utility Worker Identification Program and direct the CEO to submit letters of support and participate in legislative discussions as appropriate.

RCEA Link to Agenda

BOARD MEMBERS

Ericka Barber
Rex Bohn
Bruce Rupp
Sarah Schaefer



COUNTY STAFF

Mychal Evenson
Grace Hamaker

COUNTY OF HUMBOLDT REDEVELOPMENT OVERSIGHT BOARD

825 5th Street, Conference Room A, Eureka, CA 95501

AGENDA

Monday, January 26, 2026

2:00 PM

Regular Meeting

- A. Salute to the Flag
- B. Roll Call
- C. Modifications to the Agenda
- D. Public Comment
- E. Action Items
 - a. Election of Chair and Vice Chair
 - b. Consideration and approval of 2026 and 2027 Meeting Calendars
 - c. Consideration and approval of Eureka Recognized Obligation Payment Schedule (ROPS) for FY 26-27
 - d. Consideration and approval of Fortuna Recognized Obligation Payment Schedule (ROPS) for FY 26-27
- F. Adjournment