



**HUMBOLDT BAY MUNICIPAL WATER DISTRICT**  
**Board of Directors Meeting**  
**April 9, 2026**



**Celebrating 10 Years of Dedicated Service**  
**on April 04, 2026**  
**Corey Borghino**



---

**BOARD OF DIRECTORS**  
**Humboldt Bay Municipal Water District**  
**Agenda for Regular and Closed Session Meetings of the Board of Directors**  
828 7<sup>th</sup> Street, Eureka, CA 95501

---

**District Mission**

*Humboldt Bay Municipal Water District safeguards and sustainably delivers clean and reliable water to our community while protecting our natural resources and providing a resilient water supply for present and future generations.*

**Members of the public may join the meeting online at:**

<https://us02web.zoom.us/j/86710296323?pwd=MjZldGxRa08wZ0FWOHJrUjNhZnFLQT09>

**Or participate by phone: 1-669-900-9128 Enter meeting ID: 867 1029 6323**

**Enter password: 484138**

If you are participating via phone and would like to comment, please press \*9 to raise your hand.

**How to Submit Public Comment:** Members of the public may provide public comments via email until 5 p.m. the day before the Board Meeting by sending comments to [office@hbmwd.com](mailto:office@hbmwd.com). Email comments must identify the agenda item in the email's subject line. Written comments may also be mailed to 828 7th Street, Eureka, CA 95501. Written comments should identify the agenda item number. Comments may also be made in person at the meeting.

**Announcement recording of meeting:** This meeting may be recorded to assist in the preparation of minutes. Recordings will only be kept 30-days following the meeting, as mandated by the California Brown Act.

**Document Availability:** Materials related to an item on this agenda that have been submitted to the HBMWD Board of Directors within 72-hours prior to this meeting, are available for public inspection in the HBMWD's Office at 828 7<sup>th</sup> Street, Eureka, California, during normal business hours, and can be viewed on our website at [www.hbmwd.com](http://www.hbmwd.com).

**Disability Notice:** In compliance with the Americans with Disability Act, if you require a disability-related modification or accommodation to participate in this public meeting, please call (707) 443-5018. Notification 48-hours prior to the meeting will enable the District to make reasonable arrangements to ensure accessibility to this meeting.

---



**AGENDA**  
**REGULAR BUSINESS MEETING**

Thursday, April 9, 2026

1:00 p.m.

828 7<sup>th</sup> Street

Eureka, CA 95501

**1. Call to Order**

- 1.1. Roll Call
- 1.2. Pledge of Allegiance
- 1.3. Accept Agenda

- 2. Public Comment:** Members of the public are invited to address the Board on items not listed on the agenda that are within the scope and jurisdiction of the District. The Public may also request an item appearing on the Consent Calendar to be pulled and discussed separately. At the discretion of the President, comments may be limited to three minutes per person. The public will be allowed to address items on the agenda when the Board takes up that item. Under the Brown Act, the Board may not take action on any item which does not appear on the agenda. The Board of Directors is limited by State law to providing a brief response, asking questions for clarification, or referring a matter to staff when responding to items that are not listed on the agenda.

- 3. Consent Calendar:** These matters are routine in nature and are usually approved by a combined single motion unless an item is pulled for discussion. Single motion and vote approving 3 recommendations.

- 3.1. Approve the Draft Minutes of the Regular Board Meeting of March 12, 2026
- 3.2. Informational Memo – Special Board Meeting – FY27 Budget Presentation, Including Project Budget
- 3.3. Informational Memo - Ruth Lake Aquatic Invasive Species Quarantine Program – 2026 Update

**4. Presentations:**

- 4.1. None.

**5. Discussion and Action:**

---



- 5.1. Discuss and Consider Approval of Termination of Emergency and Emergency Procurement Authorization — R.W. Matthews Hydraulic Operating System Failure
- 5.2. Discuss and Consider Approval of FY27 Cost of Living Allowance (COLA)
- 5.3. Discuss and Consider Approval of Director Compensation – First Reading of Ordinance 17 (Revised)
- 5.4. Discuss and Consider Approval of March Financial Statement & Vendor Detail Report
- 5.5. Discuss and Consider Approval of Items pulled from Consent Calendar

**6. Reports:**


- 6.1. Staff Report
  - 6.1.a. Operations Report
  - 6.1.b. Management Report
- 6.2. Active Ad-Hoc Committee Reports
  - 6.2.a. Water Rights Renewal – Met on 3/4.
  - 6.2.b. GM Appraisal – Met on 3/9 & 3/25.
- 6.3. Director Reports - General Director Comments
  - 6.3.a. Vice-President Director Woo
  - 6.3.b. Director Wheeler
  - 6.3.c. Director Stevens
  - 6.3.d. Director Rupp
  - 6.3.e. President Fuller
- 6.4. Organizations on which HBMWD Serves
  - 6.4.a. Association of CA Water Agencies (ACWA)
  - 6.4.b. Association of CA Water Agencies/Joint Powers Insurance Authority (ACWA-JPIA)

**7. Discussion of Future Agenda Items:**

- 7.1. Information Management System
  - 7.2. Artificial Intelligence Policy
  - 7.3. Association Memberships related to Local Business and Economic Development
-

Regular Meetings of  
April 9, 2026


---



**8. Adjournment:**

The next Regular Meeting of the Board of Directors will be held at 1:00 PM on Thursday, May 8, 2026.

---



---

**BOARD OF DIRECTORS**  
Humboldt Bay Municipal Water District  
April 9, 2026

---

ITEM NO. 3.1

ITEM: Consider Approval of Draft Minutes of Regular Meeting of the Board of Directors on March 12, 2026.

PRESENTED BY: Contessa Dickson, Board Secretary

TYPE of ITEM: ACTION

TYPE of ACTION: General Vote – Consent Calendar

**Recommendation**

---

Staff recommend the Board consider approval of the Draft Minutes of the Board of Directors for March 12, 2026, Regular Meeting.

**Discussion**

---

The Draft Minutes of March 12, 2026, Regular meetings are attached. A reminder that the Minutes are approved by the legislative body, that is the Board of Directors, not individual members of the Board who were present at the Meeting.

**Alternatives**

---

Take no action.

**Fiscal Analysis**

---

Not Applicable

**Environmental Requirements**

---

Not Applicable

**Exhibits/Attachments**

---

Attachment 1 – Draft Minutes from March 12, 2026, Regular Meeting

**Humboldt Bay Municipal Water  
District 828 7<sup>th</sup> Street, Eureka**



**Minutes of the Regular Meeting of the Board of  
Directors**

March 12, 2026

1:00 p.m.

**1.1 ROLL CALL**

Vice President Woo called the meeting to order at 1:00 p.m. Roll call was conducted. Directors Rupp, Stevens, Wheeler, and Woo were present. General Manager Michiko Mares, Director of Maintenance and Operations Dale Davidsen, Director of Finance and Human Resources Chris Harris, and Board Secretary Contessa Dickson were present. President Fuller was absent.

**1.2 PLEDGE OF ALLEGIANCE**

Vice President Woo led the pledge of allegiance.

**1.3 ACCEPT AGENDA**

**ACTION: Motion #26-013 to accept Agenda less item 3.2 and 3.7.**

**Maker:** Director Rupp

**Second:** Director Wheeler

**Vote:** 4-0 to approve

Item 5.5 was added to the agenda. Supporting documents were made available to the public on the District website.

**2. PUBLIC COMMENT**

No public comment.

**3. CONSENT CALENDAR**

**ACTION: Motion #26-014 to approve Consent Calendar.**

**Maker:** Director Woo

**Second:** Director Rupp

**Vote:** 4-0 to approve

3.1 Approve the Draft Minutes of the Regular Board Meeting of February 12, 2026

~~3.2 Approve Updated Joint Invasive Species Prevention Plan~~

3.3 Informational Memo – Employee Handbook Update

3.4 Approve Succession Planning – Director of Operations and Maintenance

3.5 Approve Letter of Support for SB 1001 – Essential Utility Worker Identification Program

3.6 Approve Preliminary Investigation of Collector #4 Drinking Water Well and Authorization to Expend Reserve Funds

~~3.7 Discuss and Consider Approval to Amend CDFW SFRA Boating Access Grant (Q2596908) – Invasive Mussel Response Program at Ruth Lake~~

**4. PRESENTATIONS**

**4.1 District Jacket Presentations** – Per District tradition, new employee Cody Emmons was presented with a District jacket.

**Humboldt Bay Municipal Water  
District 828 7<sup>th</sup> Street, Eureka**



**Minutes of the Regular Meeting of the Board of  
Directors**

March 12, 2026

1:00 p.m.

4.2 Strategic Plan Presentation

Ms. Mares provided a comprehensive overview of the District's FY 2027–2030 Strategic Plan, including the mission and vision statements, key issues and trends facing the District, and the proposed three-year goals and FY 2027 objectives.

Director Rupp stated he appreciated the plan and felt it provided strong direction for the District. Vice President Woo thanked Hilary Straus for facilitating the strategic planning workshop.

**DISCUSSION AND ACTION:**

5.1 Approve Updated Mission and Vision Statements and FY2027-2030 Strategic Plan

**ACTION: Motion #26-015 to approve updated mission and vision statements and strategic plan for fiscal year 2026/2027.**

**Maker:** Director Wheeler

**Second:** Director Stevens

**Vote:** 4-0 to approve

The Board discussed the updated Mission and Vision Statements and the Strategic Plan for Fiscal Year 2026/2027. The documents provided in the Board packet will be shared with District partners.

5.2 Approve Adoption of Resolution No. 2026-02 HBMWD 70<sup>th</sup> Anniversary

**ACTION: Motion #26-016 to approve HBMWD 70<sup>th</sup> anniversary resolution 2026-02.**

**Maker:** Director Stevens

**Second:** Director Wheeler

**Vote:** 4-0 to approve

Ms. Mares presented this item to formally recognize the 70<sup>th</sup> anniversary milestone.

5.3 Informational Memo Concerning the Former McNamara and Peepe Mill Site

**Non-Action Item**

**-Director Woo recused herself due to a conflict of interest.**

Ms. Mares reported that a quarterly update meeting with DTSC was held on February 5, 2026, with no significant updates. The January 2026 DTSC Monthly Report was received. DTSC is currently initiating the contract process to fund the Ecological Risk Assessment (ERA) and Feasibility Study (FS).

5.4 Approve the February Financial Statement & Vendor Detail Report

**ACTION: Motion #26-017 to approve the February Financial Statement & Vendor Detail Report in the amount of \$408,728.45.**

**Maker:** Director Stevens

**Second:** Director Wheeler

**Vote:** 4-0 to approve

**Humboldt Bay Municipal Water  
District 828 7<sup>th</sup> Street, Eureka**



**Minutes of the Regular Meeting of the Board of  
Directors**

March 12, 2026

1:00 p.m.

Ms. Harris presented the February financial statement, reporting a general account balance of \$1.9 million, investments totaling \$12 million, \$14 million in advance charges, and \$4.3 million in general reserves.

5.5 Approve Declaration of Emergency and Authorization for Emergency Procurement of Commercial Dive Services — R.W. Matthews Dam Slide Gate Failure

**ACTION: Motion #26-018 approve declaration of emergency& authorization for emergency procurement of commercial dive services, increasing the authorized amount from \$215,000 to an amount not to exceed \$350,000, to be funded from the General Fund.**

**Maker:** Director Rupp

**Second:** Director Wheeler

**Vote:** 4-0 to approve

Ms. Mares provided a high-level report on the recent slide gate failure at the R.W. Matthews Dam intake structure, the emergency declaration, and the proposed next steps for inspection and repair. She noted that the estimated cost for dive services increased from \$215,000 to up to \$350,000 due to the scope and urgency of the required work. The emergency condition resulted from malfunction of the slide gate hydraulic operating system during a March 3, 2026, DSOD inspection, eliminating the District's ability to fully control or shut off flow from Ruth Lake. Ms. Mares noted that there is no risk to the public drinking water supply at this time.

5.6 Approve Updated Joint Invasive Species Prevention Plan

**ACTION: Motion #26-019 to approve updated joint aquatic invasive species prevention plan with amendment.**

**Maker:** Director Wheeler

**Second:** Director Rupp

**Vote:** 4-0 to approve

Director Rupp pulled the item for discussion and recommended revising the terminology from "dip tank" to "decontamination station," reflecting staff's shift from pursuing procurement of a dip tank to moving forward with a decontamination station, as previously discussed.

5.7 Amend CDFW SFRA Boating Access Grant (Q2596908) – Invasive Mussel Response Program at Ruth Lake

**ACTION: Motion #26-020 to approve amendment to CDFW SFRA boating access grant.**

**Maker:** Director Wheeler

**Second:** Director Rupp

**Vote:** 4-0 to approve

Director Woo pulled the item from the consent calendar and commended staff for their work in partnership with Ruth Lake Community Services District (RLCSD). Director Woo discussed the annual

**Humboldt Bay Municipal Water  
District 828 7<sup>th</sup> Street, Eureka**



**Minutes of the Regular Meeting of the Board of  
Directors**

March 12, 2026

1:00 p.m.

---

---

joint meeting with RLCSD and suggested moving the meeting to the spring so any resulting items, such as new signage or program needs, could be incorporated into the budget process.

Ms. Mares suggested a late summer or fall meeting timeframe.

**5. Reports:**

6.1 Staff Reports:

a. Operations Report

**Non-Action Item**

Mr. Davidsen presented the February Operations Report, highlighting that Ruth Lake recorded 11.21 inches of rainfall during the month and the hydro plant generated 660,400 kWh.

Director Woo assured staff that they have the Board's support and encouraged them to continue working in a safe manner. Director Rupp also expressed appreciation to staff, acknowledging their hard work and commitment to the District.

b. Management Report

**Non-Action Item**

Ms. Mares presented the General Manager's Report, providing updates on regulatory compliance, permitting, and reporting activities. Ms. Mares reported that no workplace injuries occurred during the reporting period and that the District maintained full compliance with state and federal drinking water regulations. Discussion included FERC and Division of Safety of Dams (DSOD) comments related to the embankment investigation drilling program, as well as operational considerations associated with Collector #4 being offline. Director Rupp asked clarifying questions.

Ms. Mares also reported on coordination with the Watershed Research and Training Center, a meeting with the Bear River Band regarding the un-naming of the Mad River initiative, and progress related to the General Manager performance appraisal process.

6.2 Active Committee Reports

a. Instream Flow Dedication

Director Stevens reported that the Instream Flow Dedication Ad-Hoc Committee (Directors Fuller and Stevens) met on February 11, 18, and 25. Director Stevens noted that the response deadline has been extended to May 20, and the Board will plan to discuss the matter further in Closed Session at the May Board meeting when additional information is available.

Director Stevens also commended Ms. Mares for her work facilitating the three meetings.

b. Water Rights Renewal

**Humboldt Bay Municipal Water  
District 828 7<sup>th</sup> Street, Eureka**



**Minutes of the Regular Meeting of the Board of  
Directors**

March 12, 2026

1:00 p.m.

Director Stevens reported that the Water Rights Renewal Ad-Hoc Committee (directors Fuller and Stevens) met on March 2 to discuss the upcoming deadline and timeline. She noted that, regionally, the District is not considered a high priority to the State Water Resources Control Board Division of Water Rights.

c. GM Appraisal

Director Woo reported that the GM Appraisal Ad-Hoc Committee (Directors Fuller and Woo) met on February 23, February 24, and March 9. Director Woo noted that two proposals were received from consultants recommended by legal counsel and that the committee conducted online interviews with both firms.

The committee selected CPS HR to move forward with the GM performance appraisal process. Director Woo stated the committee appreciated CPS HR's phased approach and their understanding that the process would serve as a pilot for developing new tools and evaluation processes, which could potentially be used District-wide in the future.

6.3 Director Reports

a. Vice President Woo

Director Woo reported that she attended the February Redwood Coast Energy Authority (RCEA) meeting as a member of the public. She stated the District has made valuable contributions to RCEA's work.

b. Director Wheeler

Director Wheeler wanted to confirm that Directors had received the Lost Coast Outpost article that staff provided to the Board.

c. Director Stevens

No comment.

d. Director Rupp

No comment.

6.4. Organizations on which HBMWD Serves

a. Association of CA Water Agencies (ACWA)

**Non-Action Item**

Director Rupp reported on the recent ACWA Finance Committee meeting he attended, noting that the committee reviewed end-of-year financial reports and investment updates and discussed planning for the upcoming year.

b. Association of CA Water Agencies/Joint Powers Insurance Authority (ACWA-JPIA)

**Humboldt Bay Municipal Water  
District 828 7<sup>th</sup> Street, Eureka**



**Minutes of the Regular Meeting of the Board of  
Directors**

March 12, 2026

1:00 p.m.

---

---

**Non-Action Item**

Director Rupp reported on the recent ACWA-JPIA meeting he attended. Topics included artificial intelligence applications and pharmacy benefits management. Director Rupp noted discussion regarding potential uses of AI tools for legacy planning and knowledge retention, allowing organizations to retain institutional knowledge when employees retire or leave.

7. Discussion of Future Agenda Items

7.1 Information Management System

**Non-Action Item**

No update.

7.2 Artificial Intelligence Policy

**Non-Action Item**

No update.

7.3 Association Memberships related to Local Business and Economic Development

**Non-Action Item**

No update.

**ADJOURNMENT**

The meeting adjourned at 2:39 p.m.

Attest:

\_\_\_\_\_  
Sheri Woo, Vice President

\_\_\_\_\_  
Contessa Dickson, Board Secretary

**RESOLUTION NO. 2026-03**

**A RESOLUTION OF THE BOARD OF DIRECTORS OF THE HUMBOLDT BAY MUNICIPAL WATER DISTRICT PURSUANT TO PUBLIC CONTRACT CODE §§ 20645 & 22050 DECLARING AN EMERGENCY CONDITION AT THE R.W. MATTHEWS DAM INTAKE STRUCTURE AND AUTHORIZING EMERGENCY PROCUREMENT OF COMMERCIAL DIVE SERVICES**

WHEREAS, the Humboldt Bay Municipal Water District (District) owns and operates the R.W. Matthews Dam and Ruth Lake reservoir, which serves as the sole primary water supply for approximately 90,000 Humboldt County residents; and

WHEREAS, on March 3, 2026, during a Division of Safety of Dams (DSOD) field inspection, the hydraulic slide gate at the R.W. Matthews Dam intake structure failed while being operated to the closed position and is now stuck in a partially open position and cannot be operated in either direction; and

WHEREAS, the partially open gate may be subject to cavitation damage due to high-velocity flow, and there is no stop log structure or alternative closure mechanism available to isolate the intake; and

WHEREAS, the District cannot dewater the penstock or access the slide gate cylinder room and hydraulic system for repair without first isolating the intake underwater; and

WHEREAS, the District's Situation Evaluation Committee has been activated pursuant to the District's Emergency Action Plan for a "High Flow or Non-Failure Emergency," and local, state and federal agencies have been notified of the condition; and

WHEREAS, specialized commercial dive services are required to perform underwater inspection, assessment, and repair of the slide gate system and associated hydraulic components located approximately 110 feet below the water surface; and

WHEREAS, Public Contract Code §1102 defines an emergency as a sudden, unexpected occurrence that poses a clear and imminent danger requiring immediate action to prevent or mitigate the loss or impairment of life, health, property, or essential public services; and

WHEREAS, the Board of Directors finds that the slide gate failure at the R.W. Matthews Dam intake structure constitutes such an emergency; and

WHEREAS, Public Contract Code §22050 authorizes a public agency, in the case of emergency, to repair or replace a public facility, take any directly related and immediate action required by that emergency, and procure the necessary equipment, services, and supplies without competitive bidding, provided that the governing body determines by a quorum vote that the emergency will not permit delay resulting from competitive solicitation and that immediate action is necessary; and

WHEREAS, the Board of Directors finds that the public interest and necessity demand the immediate expenditure of public funds to safeguard life, health, property, and essential public services, and that emergency procurement of commercial dive services is necessary to inspect and repair the slide gate system at the R.W. Matthews Dam intake structure.

**NOW, THEREFORE, BE IT RESOLVED by the Board of Directors of the Humboldt Bay Municipal Water District as follows:**

1. The Board of Directors hereby finds and declares that an emergency exists within the meaning of Public Contract Code §§1102, 20645, and 22050 due to the failure of the hydraulic slide gate at the R.W. Matthews Dam intake structure.
2. The Board further finds that the emergency will not permit a delay resulting from competitive solicitation for bids and that immediate action is necessary to protect the District's water supply infrastructure and restore emergency shutoff capability.
3. The General Manager is hereby authorized and directed to procure commercial dive services and any necessary equipment, materials, and related services on an emergency basis without competitive bidding in order to inspect, assess, and repair the slide gate system and associated hydraulic components.
4. The General Manager is authorized to expend up to **\$350,000 from the District's General Reserve Fund** for emergency dive services, including underwater inspection and repair of the slide gate operating system.
5. Pursuant to Public Contract Code §22050(b), the Board shall review the emergency action at its next regularly scheduled meeting and at each regularly scheduled meeting thereafter until the emergency action is terminated, to determine by a quorum vote that there remains a need to continue the emergency action.
6. The Board shall terminate the emergency action at the earliest possible date that conditions warrant so that any remaining work may be completed in accordance with normal competitive bidding requirements.

PASSED and ADOPTED on this 12th day of March 2026, at a Special Meeting of the Board of Directors of the Humboldt Bay Municipal Water District, based on the following roll call vote:

AYES:

NOES:

ABSTAIN:

ABSENT:

Attest:




---

Sheri Woo, Vice President



---

Contessa Dickson, Board Secretary



---

**BOARD OF DIRECTORS**  
Humboldt Bay Municipal Water District  
April 9, 2026

---

ITEM NO. 3.2

ITEM: Special Board Meeting – FY27 Budget Presentation, including Project Budget

PRESENTED BY: Chris Harris, Director of Finance and Human Resources

TYPE of ITEM: Informational

TYPE of ACTION: Consent Calendar – General Vote

---

**Recommendation**

This is an informational item only. No action is required.

---

**Discussion**

A Special Board Meeting is scheduled for May 20, 2026, 1:00 p.m. to review the proposed Fiscal Year 2027 Budget.

The Director of Finance and Human Resources will present the Service & Supplies Budget and the Salaries & Employee Benefits Budget, along with a complete overview of the entire FY27 Budget (including impacts of Project Budget).

The Director of Operations and Maintenance will present the FY27 Project Budget consistent with prior years' review process. The presentation will provide a high-level overview of the proposed project budget.

This meeting is intended to give the Board an opportunity to review, ask questions, and provide feedback prior to formal consideration and adoption at a subsequent Board meeting.

---

**Alternatives**

Not Applicable.

---

**Fiscal Analysis**

There is no fiscal impact associated with this informational item.

---


**Environmental Requirements**

Not Applicable.

---

**Exhibits/Attachments**

None.



ITEM: Ruth Lake Aquatic Invasive Species Quarantine Program – 2026 Update  
PRESENTED BY: Michiko Mares  
TYPE of ITEM: Informational  
TYPE of ACTION: Consent Calendar = General Vote

### **Recommendation**

---

This is an informational item only; no Board action is required.

### **Discussion**

---

Staff are providing an update on the 2026 Ruth Lake Aquatic Invasive Species (AIS) Quarantine Program, which is part of the District’s long-standing efforts to prevent the introduction of aquatic invasive species into Ruth Lake, a critical regional drinking water source.

Due to the heightened threat of aquatic invasive species in California, all watercraft with ballasts or components that cannot be fully drained (e.g., wakeboard boats) are subject to a mandatory 30-day quarantine period prior to launching at Ruth Lake. To support compliance with this requirement, red quarantine bands are available for purchase and application to watercraft and trailers.

For the 2026 season, red quarantine bands are available at the following locations:

- Ruth Lake Marina – 8990 Mad River Rd, Mad River (707) 574-6194
- Ruth Recreation Campground – 12200 Mad River Rd, Mad River (707) 574-6196
- Reynolds RV (Fortuna) – 646 CA-36, Fortuna (707) 725-3426
- Pacific Outfitters (Eureka) – 1600 5<sup>th</sup> St, Eureka (707) 443-6328

Recent coordination with Ruth Lake Community Services District staff has expanded coastal access to the program. Two off-lake locations—Reynolds RV and Pacific Outfitters—are now actively issuing red quarantine bands for boaters traveling to Ruth Lake. Reynolds RV will no longer conduct boat inspections and will serve exclusively as a quarantine band distribution location.

To increase public awareness and compliance:

- Informational notices are being distributed and displayed throughout the Humboldt and Trinity County regions (Attachment A).
- Notices have been posted at numerous locations across Humboldt County, including retail, marine supply, and outdoor recreation businesses.

- Additional locations will be added over time to broaden outreach.
- The notice will also be shared via District and partner websites and social media platforms.

In addition, new metal signage is being installed around Ruth Lake to further reinforce AIS prevention requirements. Installation is expected to be completed within the coming weeks.

Boaters without a valid quarantine band or prior inspection clearance (blue exit band) should anticipate longer inspection wait times during the peak recreation season. The quarantine band program is intended to streamline the launch process while maintaining compliance with California Department of Fish and Wildlife guidelines.

These continued efforts support the District's proactive approach ongoing efforts to safeguard and protect natural resources by preventing the introduction of aquatic invasive species at Ruth Lake.

Additional program information is available through the Ruth Lake Community Services District website: <https://www.ruthlakecsd.org/>

### **Alternatives**

---

Not Applicable.

### **Fiscal Analysis**

---

Costs associated with signage, outreach materials, and program coordination are financially provided by RLCSD.

### **Environmental Requirements**

---

Activities associated with the AIS prevention program are administrative and operational in nature and are not considered a project under California Environmental Quality Act.

### **Exhibits/Attachments**

---

- Attachment 1 – Ruth Lake Boater Notice – 2026 Quarantine Program
- Attachment 2 – Joint Public Statement – Mandatory 30-Day Ballast Tank Watercraft Quarantine



# **ATTENTION** **RUTH LAKE** **BOATERS:**

**Due to the heightened threat of aquatic invasive species in California any watercraft with ballasts, i.e. wakeboard boats, or other components that cannot be drained will require a 30-day mandatory quarantine to launch at Ruth Lake in 2026.**

**Red quarantine bands will cost \$10 and can be applied to your boat and trailer at: Ruth Lake Marina, Ruth Rec Campground,**

**Reynold's RV - 646 Hwy 36 in Fortuna or**

**Pacific Outfitters – 1600 5<sup>th</sup> Street in Eureka**

Thank you for your cooperation in helping to protect our waterways. All boats without a blue Ruth Lake exit band should anticipate longer waiting times for inspections this season. Quarantine bands can be applied to any watercraft and trailer to be cleared for launch after the 30-day quarantine period. As we continue to keep in accordance with California Department of Fish and Wildlife guidelines for preventing the spread of aquatic invasive species our inspection/quarantine policies may change at any time.

**Please consider getting the quarantine band for your boat today to expedite your launching process when you get to Ruth Lake this summer.**

Questions? Contact the Ruth Lake Marina at 707-574-6194 /  
ruthlakemarina@yahoo.com or Ruth Rec Campground at 707-574-6196 /  
ruthlakecampground@yahoo.com

# JOINT PUBLIC STATEMENT

Ruth Lake Community Services District

&

Humboldt Bay Municipal Water District

April 3, 2026

---

## Mandatory 30-Day Ballast Tank Watercraft Quarantine Now in Effect at Ruth Lake

*Protecting Our Water Supply and Natural Resources from Aquatic Invasive Species*

The Humboldt Bay Municipal Water District (HBMWD) and the Ruth Lake Community Services District (RLCSD) are jointly announcing the implementation of a **mandatory 30-day quarantine program for all watercraft** entering Ruth Lake **with ballast tanks** or other components that cannot be drained. This measure is essential to prevent the introduction of Golden, Zebra, and Quagga mussels which are highly destructive aquatic invasive species that pose a serious threat to our water infrastructure, the lake's ecosystem, and the region's long-term water supply.

### Why This Matters to Our Community

Ruth Lake is a critical water resource for the Humboldt Bay region. As your water wholesaler, HBMWD's mission is to safeguard and sustainably deliver clean and reliable water to our community while protecting our natural resources and providing a resilient water supply for present and future generations. Invasive mussels have devastated water systems across the western United States, clogging intake infrastructure, degrading water quality, and costing communities millions of dollars in damage and remediation. Once established, these species are virtually impossible to eradicate. Prevention is our only viable defense.

### How the Quarantine Program Works

All watercraft entering Ruth Lake are subject to the following requirements:

1. **Watercraft Survey.** All boat owners and operators must complete a Watercraft Survey form documenting vessel information and recent launch history.
2. **Physical Inspections.** All watercrafts will go through physical inspections to ensure they are completely cleaned, drained, and dried. If watercraft fails inspection, it must go through a mandatory 30-day quarantine.
3. **30-Day Quarantine for Ballast Tank Watercraft.** Any watercraft with ballast tanks or components that cannot be fully drained (such as wakeboard boats) will

automatically fail inspection unless the vessel already carries a BLUE exit band from Ruth Lake. This quarantine period is in lieu of your watercraft going through decontamination.

4. **Clean, Drain, and Dry.** All boaters are reminded to clean their gear, boat, and trailer; drain all bilge, ballast, wells, and buckets; and allow equipment to fully dry before launching in any water body.

## Where to Obtain Quarantine Bands

RED quarantine bands are available at the Ruth Lake Marina and Ruth Recreational Campground for \$10.00.

For boaters in Humboldt County, quarantine bands are also available at two convenient locations: Reynolds RV (646 Hwy 36, Fortuna) and Pacific Outfitters (1600 5th Street, Eureka). Signage with quarantine instructions will be posted at all major launch and access locations.

## A Shared Responsibility

Protecting Ruth Lake is a community effort. We are asking every boater, angler, and lake visitor to do their part. Compliance with the quarantine program is not optional. Failure to comply may result in revocation of boating privileges and potential citation or eviction from the lake. These measures are in place to protect the water supply that serves our entire region, both now and for generations to come.

## For More Information

Ruth Lake Community Services District: [www.ruthlakecsd.org](http://www.ruthlakecsd.org)

California Department of Fish & Wildlife — Golden Mussel Information: [wildlife.ca.gov/Conservation/Invasives/Species/Golden-Mussel](http://wildlife.ca.gov/Conservation/Invasives/Species/Golden-Mussel)

---

### Contacts:

**Ruth Lake CSD** — Caitlin Canale, District Manager

Phone: (707) 574-6332 | Email: [ruthlakecsd@yahoo.com](mailto:ruthlakecsd@yahoo.com)

**Ruth Lake Marina** — Maggie Bryant, Marina Manager

Phone: (707) 574-6194 | Email: [ruthlakemarina@yahoo.com](mailto:ruthlakemarina@yahoo.com)

###



---

**BOARD OF DIRECTORS**  
Humboldt Bay Municipal Water District  
April 9, 2026

---

**ITEM NO. 5.1**

ITEM: Discuss and Consider Approval of Termination of Emergency and Emergency Procurement Authorization — R.W. Matthews Hydraulic Operating System Failure

PRESENTED BY: Michiko Mares

TYPE of ITEM: ACTION

TYPE of ACTION: General Vote

### **Recommendation**

---

Staff recommend that the Board discuss and consider approval to determine the emergency condition related to the R.W. Matthews Dam no longer exists and approve termination of the emergency declaration and associated emergency procurement authorization in accordance with Public Contract Code §22050.

### **Discussion**

---

#### **Background**

On March 3, 2026, during a routine Division of Safety of Dams (DSOD) field inspection at R.W. Matthews Dam, the hydraulic operating system for the intake structure slide gate experienced a mechanical failure. The mechanical failure resulted in the loss of the District's ability to control flow from Ruth Lake—the sole primary water supply reservoir for approximately 90,000 Humboldt Bay region residents.

On March 12, 2026, the Board adopted a resolution declaring an emergency condition at the R.W. Matthews Dam intake structure and authorized the General Manager to procure commercial dive services on an emergency basis without competitive bidding, in accordance with Public Contract Code §§20645 and 22050.

#### **Emergency Response**

The District engaged Associated Underwater Services, Inc. (AUS) of Spokane, Washington, a qualified commercial dive contractor, to perform underwater inspection, diagnostics, and emergency repairs at the intake structure. An eight-person dive crew mobilized to Ruth Lake on March 17, 2026, and conducted surface-supplied air dive operations over approximately six days.

The dive team identified the root cause of the failure: a corroded hydraulic fitting on the closing-stroke hydraulic line failed at the center of the cylinder bore, releasing hydraulic fluid into the flooded cylinder room approximately 110 feet below the lake surface. The failed fitting prevented the system from building sufficient pressure to open the slide gate.

District staff completed all necessary repairs on March 22, 2026, including replacement of the failed fitting and restoration of the hydraulic circuit. The slide gate was successfully tested through its full range of operation and returned to full operational control.



*AUS dive crew and District staff preparing equipment on the dam crest, March 19, 2026.*



*District staff handling hydraulic lines during operations, March 20, 2026.*



*AUS dive vessel positioned over the intake structure within oil containment boom, Ruth Lake.*

### **Environmental Protection**

On March 11, 2026, District staff observed a minor oil sheen on the lake surface near the intake structure. The sheen was immediately reported the same day to the National Response Center (NRC), California Governor's Office of Emergency Services (Cal OES), and the North Coast Regional Water Quality Control Board (RWQCB).

The hydraulic system uses Clarion® Green BIO 32, a plant-based, readily biodegradable Environmentally Acceptable Lubricant (EAL) specifically formulated for reduced environmental impact. The California Department of Fish and Wildlife, Office of Spill Prevention and Response (CDFW-OSPR), served as the lead agency directing the environmental containment and cleanup effort.

Environmental controls deployed during the emergency included oil-only floating containment boom around the intake structure and dive area, interlocking spill containment boom between the spillway walls, absorbent boom downstream of the dam, and continuous visual monitoring. Several boats were equipped with additional absorbent materials for immediate deployment.

Environmental cleanup was completed on March 24, 2026, under CDFW-OSPR direction. No oil reached downstream waterways. At no time was the public water supply affected.



*Environmental containment boom being loaded onto vessel at Ruth Lake boat ramp.*



*Containment boom deployed between the spillway walls at R.W. Matthews Dam.*

## **Regulatory Coordination**

Throughout the emergency, the District maintained communication and coordination with all applicable regulatory agencies, including DSOD, FERC, CDFW-OSPR, the NCRWQCB, Cal OES, the National Response Center, NOAA National Marine Fisheries Service, U.S. Army Corps of Engineers, U.S. Forest Service, Ruth Lake CSD, and Trinity County Environmental Health/CUPA and OES. An interim written report was submitted to FERC on March 17, 2026, pursuant to 18 CFR §12.10, and a supplemental report with confirmed findings is being finalized.

## **Termination of Emergency**

Pursuant to Public Contract Code §22050(b), once the emergency work is complete and the emergency condition has been resolved, the Board is required to terminate the emergency authorization.

Staff have determined that:

- The hydraulic operating system and slide gate are fully operational.
- The immediate risk to the District's water supply infrastructure has been mitigated.
- Environmental cleanup has been completed under CDFW-OSPR direction.
- Normal procurement procedures may resume.

## **Alternatives**

---

Not applicable.

## **Fiscal Analysis**

---

Final costs are being compiled and will be presented to the Board upon receipt and reconciliation of all contractor invoices. The District has filed an insurance claim with ACWA/JPIA for the hydraulic operating system components.

## **Environmental Requirements**


---

All work was conducted as emergency repair of existing infrastructure. Environmental containment and cleanup operations were performed under the direction of CDFW-OSPR as lead agency, with coordination among the North Coast RWQCB, and Trinity County Environmental Health/CUPA. The District complied with all applicable spill reporting requirements and implemented best management practices for containment and recovery of hydraulic fluid throughout the operation.

## **Exhibits/Attachments**

---

Photographs from emergency dive operations and environmental containment at R.W. Matthews Dam, Ruth Lake, March 2026 (included in body of this memorandum).



ITEM: Discuss and Consider Approval of the FY27 Cost of Living Allowance (COLA)

PRESENTED BY: Chris Harris, Director of Finance and Human Resources

TYPE of ITEM: ACTION

TYPE of ACTION: General Vote

### **Recommendation**

Staff recommend the Board discuss and consider approval of the proposed Cost of Living Allowance (COLA) for developing the FY27 Budget prior to the Special Budget meeting scheduled for May 20, 2026, based on the regional Consumer Price Index.

### **Discussion**

#### **Background – How the District Has Previously Calculated COLA**

For many years prior to 2017, the COLA percentage used in the District’s annual budget was determined on an ad hoc basis, without a defined methodology presented to the Board. Beginning with the FY18 budget cycle, staff worked with the Board of Directors to establish a more structured approach: presenting the Board with published CPI data and requesting direction on an appropriate rate, typically guided by the U.S. Bureau of Labor Statistics (BLS) West Region, Size Class B/C Consumer Price Index (West B/C CPI).

The West B/C has been a reasonable reference. It is publicly available, updated monthly, consistently produced, and used by several comparable public agencies for the same purpose. Staff are, however, concerned as to whether it remains the most appropriate index given the availability of locally-specific data that did not previously exist.

#### **The Core Limitation of the West B/C Index**

The BLS does not collect consumer price data in rural areas. Every BLS index — including the West B/C — is derived entirely from urban sampling. The West B/C covers smaller urban areas across the western United States with populations under 2.5 million. Humboldt County is not represented anywhere in that index.

The practical consequences are real. Retail gasoline prices in the Eureka area currently exceed \$6.00 per gallon (see Attachment B)—well above state and national averages. Housing costs respond to local supply constraints rather than urban market dynamics. Medical services are limited, creating cost patterns that differ from urban markets. The West B/C captures none of

this. Until recently, no locally-specific alternative was known to exist. The West B/C was the most appropriate available tool, and COLA decisions were made accordingly. However, the index is constructed from urban sampling in cities like Boise, Reno, or Spokane – markets that do not reflect the cost conditions District employees navigate in Humboldt County.

### **The Cumulative Effect on Staff Compensation**

The Directors have allocated resources in recent budget cycles to address salary compression and improve compensation alignment with comparable agencies. A COLA that does not keep pace with actual local inflation erodes that investment incrementally. Each year the COLA falls short of true cost-of-living increases, employees experience a reduction in real purchasing power regardless of any increase to their pay.

The FY25 COLA was 2.3% using the West B/C methodology. Using the same methodology for FY26, the indicated rate is approximately 2.5%. Both figures are significantly below the inflation rate that all employees in Humboldt County have experienced.

### **An Alternative Index: The Eureka Consumer Price Index**

The Eureka Consumer Price Index is a locally-produced consumer price index published annually by the Department of Economics at California State Polytechnic University, Humboldt (Cal Poly Humboldt). The index has been produced each spring since 2013 — now spanning 13 consecutive years. Each spring, economics students collect prices on consumer goods and services in Humboldt County — including food and beverages, housing, transportation, medical care, apparel, recreation, and education — using the same categorical framework and weighting methodology as the BLS. Beginning in 2023, the number of price observations expanded from 287 to 529, bringing the index into closer alignment with BLS statistical standards and improving year-over-year consistency. Notably, the two data points most directly relevant to HBMWD’s current COLA deliberations — the 4.5% rate applicable to FY26 and the 4.4% rate applicable to FY27 — were both collected under the expanded methodology.

The index is publicly available, updated annually, and is the only inflation measure specifically designed to track price changes in Humboldt County. Professor Erick Eschker, Chair of the Economics Department and Director of the Humboldt Economic Index, has stated: “State and national inflation rates typically focus only on prices in urban areas — but millions of Californians live in rural regions. Humboldt students are helping to fill that gap.”

### **What the Numbers Show**

The table below compares the Eureka CPI to the indices the District has historically used and shows what would have resulted if the Eureka CPI had been applied in recent budget years.

Index	FY25	FY26	FY27
-------	------	------	------

Eureka CPI (Cal Poly Humboldt)	3.3%	4.5%	4.4%* (Proposed)
BLS West Region B/C (current basis)	3.2% (Approved)	2.3% (Approved)	2.5%
California CPI	3.3%	3.2%	3.3%

\* FY27 Eureka CPI (2024–2025 measurement) released May 2025; FY28 rate will be released spring 2026.

**What Would It Have Looked Like Under the Eureka CPI – FY26?**

Had the District used the Eureka CPI as the basis for the FY26 COLA (the budget adopted last year), the indicated rate would have been 4.5% rather than the 2.3% that was approved. The dollar difference between those two rates, applied to the District’s actual payroll base at that time, represents a meaningful gap in compensation that employees absorbed through reduced purchasing power.

**What Could It Look Like Under the Eureka CPI – FY27?**

The FY27 comparison:

FY27 COLA Scenario	Rate	Estimated Cost
West B/C CPI (current methodology)	2.5%	\$85,199
Eureka CPI (proposed)	4.4%	\$149,950
Difference	+1.9 pts	\$64,751

Note: The \$64,751 difference represents approximately 0.7% of projected total municipal customer charges (~\$9M) for FY27.

**A Possible Framework for FY27 and future years: Eureka CPI as the Primary Reference, West B/C as a Floor**

The following framework describes how the available indices might be used in the annual COLA deliberation:

- **Primary reference:** The Eureka CPI, as the most locally accurate available measure of inflation in Humboldt County.
- **Floor reference:** The West B/C CPI, retained for peer agency comparability and as a minimum reference — the Board would not be expected to go below this figure without specific reason.

- **Board discretion:** As always, the Board considers the full picture — peer agency COLAs, fiscal impact on customer rates, salary schedule adjustments, and any other factors it deems relevant — before setting a final number.

Under this proposed framework, annual COLA presentations to the Board would display both the Eureka CPI and the West B/C side by side. As in the past, the Board has full authority to set the final COLA rate.

### Alternatives

1. **RECOMM ENDED- Select the Eureka CPI:** Determine whether the Board finds the Eureka CPI to be a credible and appropriate local inflation reference for use in annual COLA determinations with the West B/C CPI of 2.5% as a minimum reference floor, below which the COLA would not ordinarily fall, while using the Eureka CPI to inform a higher rate when local conditions warrant.
2. **Select the West B/C CPI:** Select the West B/C COLA rate
3. **Propose an Alternative Approach:** Board may provide alternative direction to incorporate into the May 20<sup>th</sup> COLA presentation.

### Fiscal Analysis

The detailed fiscal implications of the selected COLA methodology will be addressed in the FY27 Budget Presentation in May. The estimated cost differential between a 2.5% COLA (West B/C basis, \$85,199) and a 4.4% COLA (Eureka CPI basis, \$149,950) is \$64,751, representing approximately 0.7% of projected total municipal customer charges (~\$9M)

### Environmental Requirements

Not Applicable.

### Attachments

- Attachment 1 – Cal Poly Humboldt Eureka CPI 2025 Report ([humboldt.edu/economics](http://humboldt.edu/economics))
- Attachment 2 – Humboldt County Fuel Prices: Context for COLA Discussion
- Attachment 3 – CPI Comparison Chart: Eureka CPI vs. BLS Indices, 2020–2025

JONAH VEVODA-  
MOORE, BEN LAB,  
FINN GALLAGHER

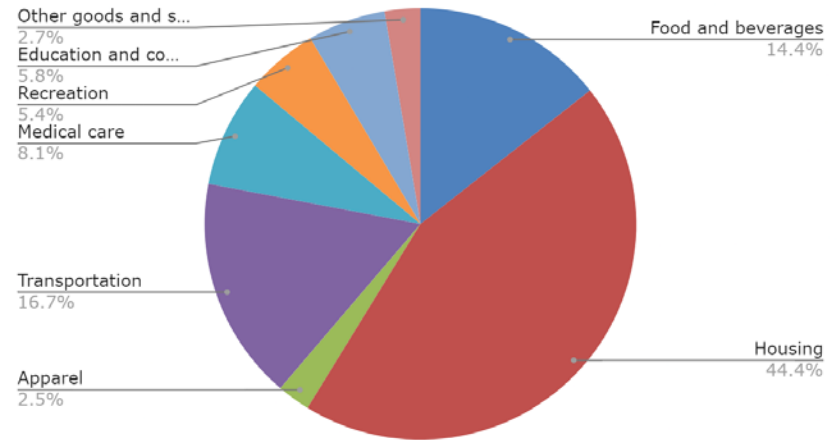
CAL POLY  
HUMBOLDT  
ECONOMICS  
STUDENTS

# Local CPI Project Inflation Rates 2024-25

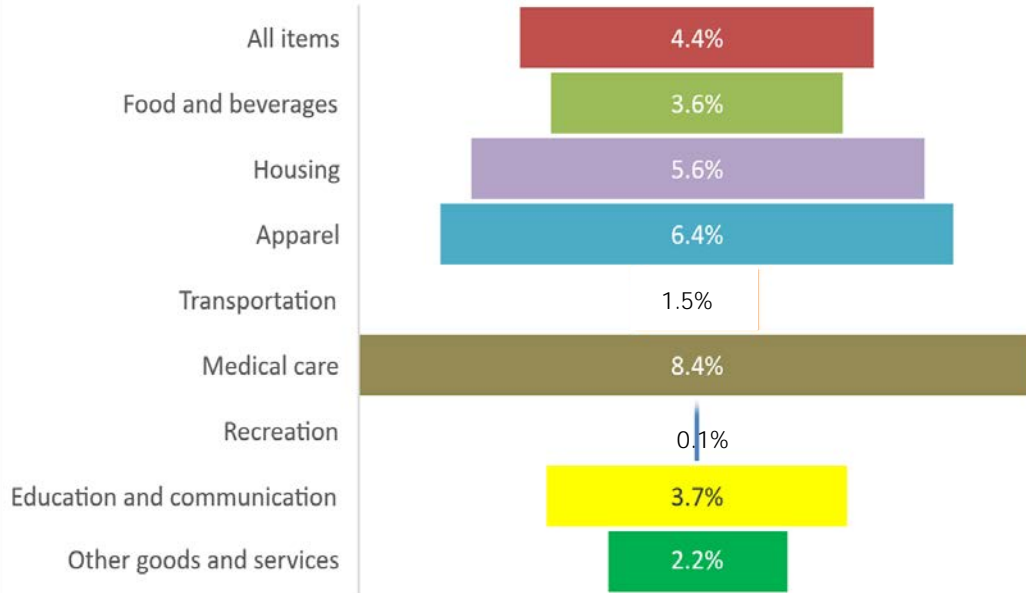
# What is the CPI?

- ▶ CPI (Consumer Price Index) measures the change in the prices of an urban market basket.
- ▶ The Bureau of Labor Statistics (BLS) publishes CPI data for the country, we collected a local rural market basket using their methodology and weights.

Category Weights



### Inflation Rate Per Category



Eureka  
Overall  
Inflation  
Rate:

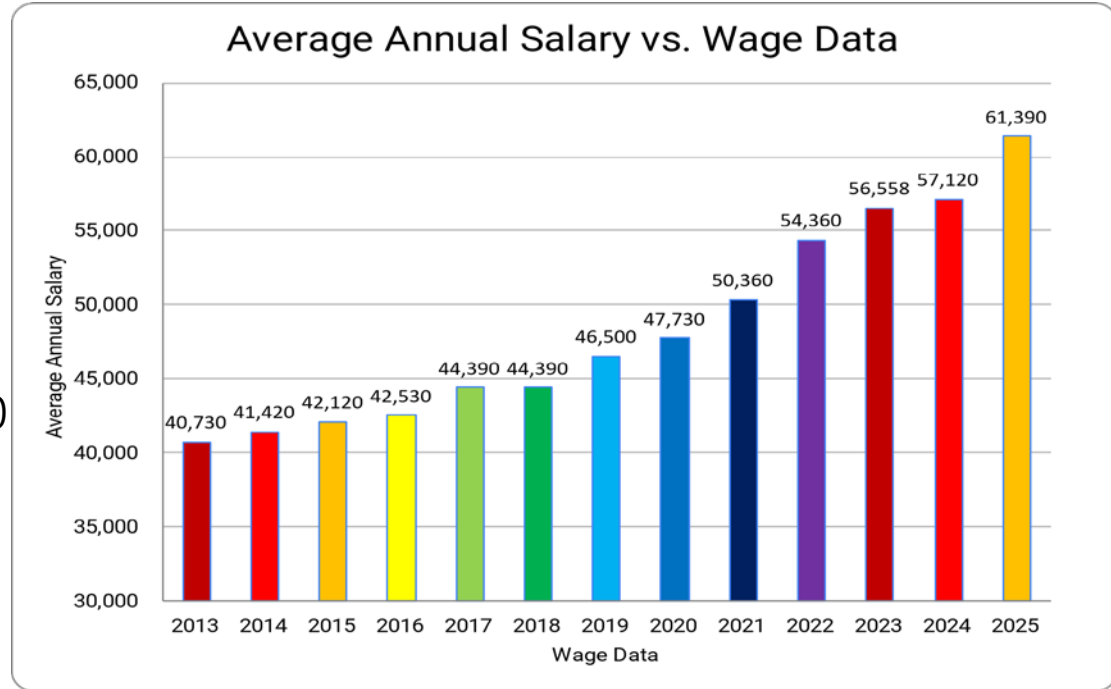
4.4%

# Wage Data

Mean Hourly Wage: \$29.51  
Increase of 7.5%

Median Hourly Wage: \$22.49  
Increase of 6.2%

Average Annual Salary: \$61,390  
Increase of 7.5%



# A New Addition to the CPI: Cannabis Products 2025

- ▶ Pre rolled joints, flower, edibles, wax cartridges
- ▶ Prices collected from Heart of Humboldt and Fireplace
- ▶ Leafly online resource for prices
- ▶ Overall cannabis prices rose on average only 0.2%

Average flower	\$21.98	\$23.00	\$23.31	2024-2025	1.33%
Average wax cartridge	\$53.33	\$48.33	\$46.67	2024-2025	-3.45%
average gummies	\$22.00	\$21.00	\$21.89	2024-2025	4.24%
average pre rolls	\$23.33	\$8.67	\$9.33	2024-2025	7.69%

## Why is our rate different from the state average?

4.4%

Local rate

3.1%

CA rate

- The California inflation rate in February was 3.1%.
- The California inflation rate measures prices from major city centers and urban areas.
- Humboldt County is considered a rural area.

Why is our rate different from the national average?

4.4%

Local rate

2.4%

U.S. rate

- The U.S. Inflation rate in March was 2.4 percent.
- CPI measures prices from urban areas.
- Humboldt County is considered a rural area.

We recently expanded the Eureka CPI series.

## What Makes The New CPI Different?



The previous CPI was based on only 287 prices.



The new CPI includes 529 prices.



This ensures greater accuracy and is more consistent with the BLS CPI.

New CPI Method

4.4%

Old CPI Method

3.3%

## ATTACHMENT 2

# Humboldt County Fuel Prices: Context for COLA Discussion

Prepared for the HBMWD Board of Directors · April 2026

The following information is provided to illustrate why locally-specific inflation data may be more meaningful for HBMWD than regional urban indices. Humboldt County fuel prices are consistently among the highest in the United States — a structural cost burden that all District employees bear regardless of their commute length.

## Current Fuel Price Snapshot (March 2026)

Location	Avg. Regular	Source / Notes
<b>Humboldt County</b>	<b>\$5.81</b>	<i>Second-highest in the entire U.S.</i>
Mono County	\$5.95	<i>Highest in the U.S. (as of March 10, 2026)</i>
California statewide	\$5.29	<i>Highest state average in the nation</i>
National average (U.S.)	\$3.54	<i>AAA data, March 10, 2026</i>

Humboldt County gas prices are **\$2.27 per gallon higher** than the national average, and **64% above** what drivers pay in the least expensive states.

## Why Humboldt Fuel Prices Are Structurally High

Humboldt County's elevated fuel prices are not a temporary anomaly — they reflect structural conditions that have persisted for years and are unlikely to improve in the near term:

<b>Geographic Isolation</b>	The nearest fuel refineries are in the Bay Area. The distance makes one-day truck delivery legally impossible under California labor law (mandatory breaks extend driver hours), leaving marine barge delivery as the primary supply method. The local Eureka Chevron terminal is served by barges arriving only every 10–12 days.
<b>No Pipeline Access</b>	Unlike most of California, Humboldt County has no pipeline connection to refineries or storage facilities. All fuel arrives by boat or truck, both significantly more expensive than pipeline delivery.
<b>Limited Competition</b>	The geographic constraints described above severely limit the number of feasible suppliers, reducing competitive pressure on retail prices.
<b>California's Fuel Formula</b>	California requires a unique low-emission fuel blend not used by other states. This reduces the pool of compatible supply sources and adds cost.
<b>Refinery Capacity Losses</b>	Two major California refineries closed in 2025–2026 (Phillips 66 in Los Angeles; Valero in Benicia), removing approximately 284,000 barrels per day of in-state capacity. Analysts project additional price pressure through late 2026.

## Impact on HBMWD Employees

---

Transportation is a significant expense category in the Eureka CPI, reflecting what Humboldt County residents pay to get to work. The MIT Living Wage Calculator estimates annual transportation costs for a single adult in Humboldt County at approximately \$9,834 per year — significantly above state and national living wage transportation benchmarks. For employees commuting from outlying areas (Fortuna, McKinleyville, Blue Lake, Willow Creek), the practical fuel burden is even higher.

A COLA calibrated to urban indices like the West B/C does not account for these costs. When Humboldt County employees pay \$5.81/gallon at the pump and receive a COLA calculated as if they lived near Boise or Reno, their real wage declines every year the gap persists.

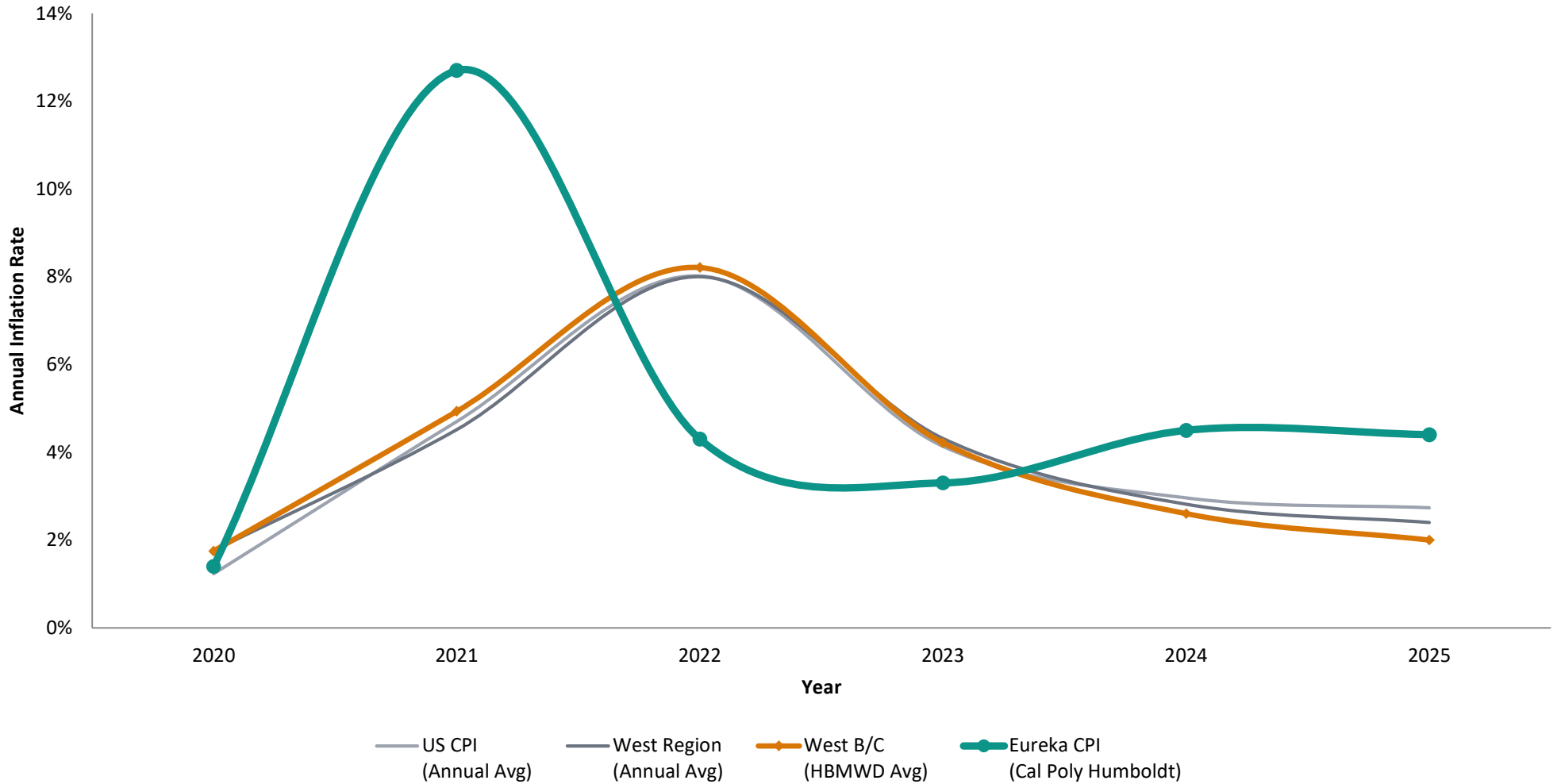
## Sources

---

- 1. Lost Coast Outpost** – *“Humboldt County Currently Has the Second-Highest Gas Prices in the Entire Country”* Dezmund Remington, March 10, 2026. Data source: AAA Gas Prices by County. <https://lostcoastoutpost.com/2026/mar/10/humboldt-county-currently-has-second-highest-gas-p/>
- 2. Redwood News (KIEM)** – *“Humboldt’s High Gas Prices Unpacked”* Tucker Caraway, February 25, 2025. Explains structural causes: geography, barge delivery, California fuel blend requirements, and refinery capacity losses. [https://www.redwoodnews.tv/humboldts-high-gas-prices-unpacked/article\\_326767b8-f3a7-11ef-ab43-1397d62382a3.html](https://www.redwoodnews.tv/humboldts-high-gas-prices-unpacked/article_326767b8-f3a7-11ef-ab43-1397d62382a3.html)
- 3. AAA Gas Prices** – *County-level fuel price data.* <https://gasprices.aaa.com/?state=CA>
- 4. MIT Living Wage Calculator** – *Humboldt County, California transportation cost estimates.* <https://livingwage.mit.edu/counties/06023>

# Consumer Price Index Comparison

## Annual Rates - 2020-2025





---

**BOARD OF DIRECTORS**  
**Humboldt Bay Municipal Water District**  
**April 9, 2026**

---

**ITEM NO. 5.3**

ITEM: Director Compensation – First Reading of Ordinance 17 (Revised)  
PRESENTED BY: Chris Harris, Director of Finance and Human Resources  
TYPE of ITEM: Action  
TYPE of ACTION: Roll Call Vote

### **Recommendation**

---

Staff recommend the Board approve the first reading of the revised draft Ordinance 17 and direct staff to publish the Ordinance as required and schedule the required public hearing for the May 14<sup>th</sup> regular Board Meeting. The revised structure eliminates the need for a new ordinance process each budget cycle for routine cost-of-living adjustment for the Director compensation.

### **Discussion**

---

In December 2025, staff was directed to revisit an increase to Board compensation during the next budget season.

#### From FY24 Staff reports regarding Director Compensation:

*Staff is providing requested information regarding Director compensation. Director compensation is part of the District Board Policy Handbook (last revised 2020) and is regulated by multiple sections of California Water Code (CWC). The CWC regulates the amount of compensation a Board of Directors can receive. This amount is set at an initial maximum of \$100, with 5% increases allowable each calendar year following the “operative date of the last adjustment to compensation.”*

*An increase to Director compensation requires the Board to revise/approve an ordinance, following standard ordinance protocol requirements. Ordinance protocol requirements include:*

- *First Reading (introduction of the draft ordinance) <APRIL 9, 2026>*
- *Public Notice (14-days prior to Public Hearing) and Public Hearing (typically held during a board meeting) <PUBLIC NOTICE APRIL 30, 2026; PUBLIC HEARING MAY 14, 2026>*
- *Second Reading (during same meeting as Public Hearing) <MAY 14, 2026>*
- *Vote/Approval (can also be during same meeting of Public Hearing, or can be delayed) <MAY 14, 2026>*
- *Adoption (60-days from approval) <JULY 14, 2026>*

District Board Compensation History

- 1986 – Board Compensation increased from \$50 to \$100 “to properly reflect the current provisions of the of the Municipal Water District Act.”
- 2001 – Board compensation increased from \$100 to \$160 by the passage of Ordinance 17.
- 2015 - Ordinance 17 was revised to include Director travel expenses associated with meetings outside of Humboldt County.
- October 2024 – Board compensation increased from \$160 to \$260 by the passage (revision) of Ordinance 17.

Current Director Compensation Information

Based on limitations established in California Water Code §20200-20207, increase to Director Compensation is limited to 5% for each calendar year following the operative date of the last adjustment (last increase effective October 2024 for the November 2024 payroll). The attached revised Ordinance 17 proposes two substantive changes beyond the 2024 rate increase: (1) it reflects the discontinuation of the Board Secretary/Treasurer position, replacing the position-specific stipend with a per-diem rate of \$53.00 available to any Director for each day spent performing bill review and check-signing duties; and (2) it establishes an automatic annual cost-of-living adjustment (COLA) mechanism beginning July 1, 2026, indexed to the Eureka Consumer Price Index published annually by the Department of Economics at Cal Poly Humboldt, capped at 5% per year consistent with Water Code §20202, with the Board retaining authority to decline or reduce any adjustment by majority vote.

HBMWD Director Compensation CY21-CY25		
Calendar Year	Compensation (Low-High)	Benefits (Low – High) Dental, Vision, EAP
CY21	\$3,040 - \$9,710	\$1,032 - \$1,525
CY22	\$3,040 - \$12,270	\$1,005 - \$1,496
CY23	\$2,517 - \$11,790	\$1,032 - \$1,525
CY24 <sup>1</sup>	\$4,877 - \$12,726	\$1,005 - \$1,498
CY25	\$5,330 - \$15,570	\$1,032 - \$1,525

HCSD Director Compensation <sup>2</sup>		
Calendar Year	Compensation (Low-High)	Benefits (Low-High) Health Insurance
CY21	\$2,100 - \$2,450	\$24,377 - \$38,565
CY22	\$2,300 - \$2,600	\$23,437 - \$39,484
CY23	Not Available	
CY24	\$1,760 - \$3,160	\$11,323 - \$44,018
CY25	Not Available	

<sup>1</sup> Director Compensation Increase from \$160 to \$260 (full meeting) effective November 2024

<sup>2</sup> From Transparent California website (transparentcalifornia.com)

MCSO Director Compensation <sup>3</sup>		
Calendar Year	Compensation (Low-High)	Benefits (Low-High)
CY21	\$1,500 - \$1,875	\$0
CY22	Not Available	
CY23	\$1,500 - \$1,875	\$0
CY24	Not Available	
CY25	Not Available	

City of Arcata Council Member Compensation <sup>34</sup>		
Calendar Year	Compensation (Low-High)	Benefits (Low – High) Dental and Vision
CY21	\$2,084 - \$12,783	\$0 - \$1,602
CY22	\$2,336 - \$12,867	\$114 - \$916
CY23	\$5,530 - \$13,545	\$0 – \$1,788
CY24	\$4,554 - \$10,194	\$900 - \$29,384
CY25	Not Available	

City of Eureka Council Member Compensation <sup>34</sup>		
Calendar Year	Compensation (Low-High)	Benefits (Low – High) CalPERS and 80% Health Insurance
CY21	\$6,000 - \$6,000	\$774 - \$21,676
CY22	\$6,000 - \$6,069	\$677 - \$17,964
CY23	\$9,279 - \$12,175	\$817 – \$19,338
CY24	\$6,000	\$915 - \$21,815
CY25	Not Available	

By establishing the COLA mechanism within Ordinance 17 itself, the Board avoids the need to initiate an ordinance revision each time there is a desire to adjust compensation for cost-of-living purposes – a process that requires public notice, a public hearing, and a 60-day waiting period before the adjustment takes effect.

**Alternatives**

The Board may (1) take no action and leave Ordinance 17 unchanged; (2) approve the housekeeping changes to the bill review stipend without establishing the automatic COLA mechanism, leaving future compensation adjustments to Board discretion; or (3) direct staff to use an alternative cost-of-living index in place of the Eureka CPI.

<sup>3</sup> From Transparent California website (transparentcalifornia.com)

<sup>4</sup> City Councils are governed by a different section of the California Government Code (§35616)

### **Fiscal Analysis**

---

This ordinance does not increase Director compensation above the current rate of \$260.00 per day (plus \$53.00 per day for bill review and check-signing duties) but instead ties Director increases to an annual COLA increase. Future COLA adjustments beginning July 1, 2026, will be presented to the Board annually as part of the budget process. For reference, applying the FY27 Eureka CPI rate of 4.4% to the current Director compensation base would result in an estimated annual cost increase of approximately \$650, compared to approximately \$390 under the West B/C CPI rate of 2.5%.

### **Environmental Requirements**

---

N/A

### **Exhibits/Attachments**

---

Proposed Revised DRAFT Ordinance 17

**ORDINANCE NO. 17**  
**Revised [DATE]**

**HUMBOLDT BAY MUNICIPAL WATER DISTRICT**  
**DIRECTORS' COMPENSATION**

*WHEREAS*, California Water Code Sections 20200 - 20207 authorize the Board of Directors of the Humboldt Bay Municipal Water District to establish amounts of compensation to be paid to members of the governing board of the Humboldt Bay Municipal Water District; and

*WHEREAS*, the Board of Directors desires to expand its definition of service within the authority described in Water Code §§20200 – 20207; and,

*WHEREAS*, Water Code §20202 authorizes increases in directors' compensation above \$100 per day by an amount equal to five percent (5%) of the current daily compensation for each year following the operative date of the last adjustment in compensation; and,

*WHEREAS*, the Board of Directors on July 12, 2001 increased the amount of compensation to be paid to directors to \$160 which was within the limits provided by Water Code §20202; and,

*WHEREAS*, the Board of Directors on August 14, 2024 increased the amount of compensation to be paid to directors to \$260 per day for service to the Board, which is within the limits and authority provided by Water Code §§20202; and

*WHEREAS*, the position of Board Secretary/Treasurer has been discontinued, and the duties previously associated with that position—including the review of bills and the signing of checks—are now shared among all Directors on a rotating or as-needed basis; and

*WHEREAS*, the Board of Directors desires to continue to compensate any Director for each day of service spent performing bill review and check-signing duties in an amount of \$53.00 per day, which is within the limits and authority provided by Water Code §20202; and

*WHEREAS*, service rendered as a member of the board by request of the board may include travel to and from meetings outside Humboldt County; and,

*WHEREAS*, because of our remote location in Northern California, such travel may include one full or half day travel to and from Humboldt County; and,

*WHEREAS*, the Board of Directors wishes to include travel associated with meetings outside our County to be included in the Board's definition of service within the limits provided by Water Code §20201; and,

*WHEREAS*, the Board of Directors desires to establish a mechanism for automatic annual cost-of-living adjustments to directors' compensation, indexed to the Eureka Consumer Price Index ("Eureka CPI"), a locally-produced consumer price index published annually by the Department of Economics at California State Polytechnic University, Humboldt (Cal Poly

Humboldt), which tracks price changes for consumer goods and services in Humboldt County using the same categorical framework and weighting methodology as the U.S. Bureau of Labor Statistics, and which constitutes the only inflation measure specifically designed to reflect local cost conditions in Humboldt County; and,

*WHEREAS*, any such annual adjustment shall not exceed five percent (5%) in any calendar year, consistent with the limits established by Water Code §20202, and the Board retains the authority to decline or reduce any such adjustment by majority vote prior to the commencement of the applicable fiscal year; and,

*WHEREAS*, notice of public hearing has been provided in accordance with Water Code §20203 and Government Code §6066, and a public hearing was held by the Board of Directors on May 14, 2026.

*NOW, THEREFORE, BE IT ORDAINED AS FOLLOWS:*

1. Each director shall receive the amount of \$260.00 per day for each day's attendance at meetings of the Board or for each day's service rendered as a member of the Board by request of the Board of Directors. For purposes of this ordinance, 'service rendered as a member of the Board by request of the Board' means service expressly authorized by Board action, Board policy, travel as authorized under section "4", below, or by the Board President acting within delegated authority..
2. Any Director who performs bill review and check-signing duties on behalf of the District shall receive the additional amount of \$53.00 per day of service for each day such duties are performed. This additional compensation reflects the time and responsibility associated with these financial oversight functions, which are shared among all Directors on a rotating or as-needed basis, and is not limited to any single Director or position.
3. The compensation described in paragraphs 1 and 2 hereof shall be paid for no more than ten (10) days in each calendar month.
4. The Board of Directors recognizes that due to the geographic isolation of the District and problems inherent with transportation from the District to other areas, when the Board requests a member to provide service to the District outside of the local area (for example, to attend a meeting in Sacramento as a representative of the District), a substantial commitment of travel time may be required. Therefore, when the Board requests a member to render services to the District outside of Humboldt County, such travel time shall constitute service rendered as a member of the Board.
5. In addition to the foregoing, each director shall be reimbursed for any expenses incurred in the performance of duties required or authorized by the Board of Directors.
6. Further, no Director shall receive more than one day's compensation under this ordinance for any single calendar day, regardless of the number of meetings attended or services performed, unless expressly authorized by resolution of the Board.
7. This ordinance shall become effective July 14, 2026, sixty (60) days following the date of its adoption.

8. Beginning with the fiscal year commencing July 1, 2027 (prorated for CY27), and for each fiscal year thereafter, the daily compensation rates set forth in paragraphs 1 and 2 of this Ordinance shall be automatically adjusted on July 1 of each year by a cost-of-living adjustment (“COLA”) equal to the annual percentage change indicated by the Eureka Consumer Price Index (“Eureka CPI”), published annually each spring by the Department of Economics at California State Polytechnic University, Humboldt (Cal Poly Humboldt). In no event shall any single annual COLA increase exceed five percent (5%) of the then-current daily compensation rate, consistent with Water Code §20202. In any year in which the Eureka CPI is not published, or indicates a change of zero or less, no upward adjustment shall be made, and the Board of Directors shall determine the applicable COLA rate at its discretion using available comparable indices. Notwithstanding the foregoing, the Board of Directors may, by majority vote taken prior to the applicable July 1 adjustment date, decline or reduce the COLA for that fiscal year.

8. All prior revisions and amendments to Ordinance 17 are hereby rescinded.

PASSED, APPROVED AND ADOPTED this 14<sup>th</sup> day of May 2026 by the following vote:

AYES:  
NOES:  
ABSENT:

ATTEST:

\_\_\_\_\_  
Michelle Fuller, Board President

\_\_\_\_\_  
Contessa Dickson, Board Secretary

HUMBOLDT BAY MUNICIPAL WATER DISTRICT  
STATEMENT OF FUND BALANCES - PAGE 1 OF 2



<u>BANK ACCOUNT BALANCES AT MONTH-END</u>	March 31, 2026	March 31, 2025
<b>GENERAL ACCOUNTS</b>		
1. US Bank - General Account	1,491,980.52	1,156,258.29
2. US Bank - Xpress BillPay/Electronic Payments Account	27,527.63	48,776.69
<i>Subtotal</i>	1,519,508.15	1,205,034.98
<b>INVESTMENT &amp; INTEREST BEARING ACCOUNTS</b>		
3. US Bank - PARS Investment Account	929,463.02	959,806.06
<i>Contributions = \$800,000    Disbursements = \$251,619</i>		
4. L. A. I. F Account - MSRA Reserve Account	507,719.67	486,234.32
5. CalTRUST - Restricted Inv. Account (Medium Term)	1,934,859.90	1,863,521.02
6. CalTRUST - General Reserve Account (Short-Term)	4,015,205.13	4,384,239.91
<b><i>Total CalTRUST Accounts</i></b>	<b><i>5,950,065.03</i></b>	<b><i>6,247,760.93</i></b>
7. California CLASS - DWFP Reserve Account	283,241.79	271,843.40
8. California CLASS - ReMat Reserve Account	1,428,931.83	1,656,987.47
9. California CLASS - General Reserve Account	2,817,237.81	2,703,864.73
<b><i>Total California CLASS Accounts</i></b>	<b><i>4,529,411.43</i></b>	<b><i>4,632,695.60</i></b>
10. Humboldt County - SRF Loan Payment Account	1,402,603.55	842,596.38
11. Humboldt County - 1% Tax Account	98,759.33	1,042,327.35
<i>Subtotal</i>	13,418,022.03	14,211,420.64
<b>OTHER ACCOUNTS</b>		
12. ReMat Deposit - Mellon Bank	27,000.00	27,000.00
13. Cash on Hand	700.00	700.00
<i>Subtotal</i>	27,700.00	27,700.00
<b>TOTAL CASH</b>	<b>14,965,230.18</b>	<b>15,444,155.62</b>

**HUMBOLDT BAY MUNICIPAL WATER DISTRICT**  
**STATEMENT OF FUND BALANCES - PAGE 2 OF 2**



<b><u>FUND BALANCES AT MONTH-END</u></b>	March 31, 2026	March 31, 2025
<b>RESTRICTED FUNDS - ENCUMBERED</b>		
1. Prior-Year Price Factor 2 Rebate	(6,190.23)	(5,434.97)
2. Prior-Year Restricted AP Encumbrances	(1,304,070.00)	(590,174.00)
3. Advanced Charges - 3x Tank Seismic Retrofit	(1,359,091.60)	(1,398,379.18)
4. Advanced Charges - Cathodic Protection Project	(124,999.96)	(124,999.96)
6. Advanced Charges - On-Site Generation of Chlorine	(40,780.50)	(626,584.29)
7. Advanced Charges - Redundant Pipeline	(463,531.77)	(470,282.67)
8. Advanced Charges - TRF Emergency Generator	(284,020.47)	(283,115.95)
9. 3AC Collected Funds - TRF Emergency Generator	(312,858.62)	(312,858.62)
11. Advanced Funding - August Complex-Ruth Paving	-	(112,456.22)
12. Advanced Charges - Assist. Spillway Seismic Grant	(484,567.44)	(384,490.32)
13. Advanced Funding - Eureka Cyber Security	-	(19,597.72)
14. Advanced Charges - Essex Facility Expansion	(105,400.00)	(105,400.00)
15. Advanced Charges - Ruth Storage Barn	(209,166.63)	(187,499.97)
16. Advanced Charges - Capital Financing/Debt Service	(1,875,293.28)	(987,349.55)
<i>Subtotal</i>	(6,569,970.50)	(5,608,623.42)
<b>RESTRICTED FUNDS - OTHER</b>		
17. 1% Tax Credit to Muni's	(98,759.33)	(1,213,831.05)
18. Pension Trust Reserves	(929,462.99)	(959,806.06)
19. ReMat Deposit	(27,000.00)	(27,000.00)
20. HB Retail Capital Replacement Reserves	(200,097.50)	(259,779.89)
<i>Subtotal</i>	(1,255,319.82)	(2,460,417.00)
<b>UNRESTRICTED FUNDS</b>		
<b>BOARD RESTRICTED</b>		
21. MSRA Reserves	(507,719.67)	(486,234.32)
22. DWFP Reserves	(283,241.79)	(271,843.40)
23. ReMat Reserves	(1,428,931.83)	(1,656,987.47)
24. Northern Mainline Extension Study Prepayment	(510.31)	(9,943.60)
25. Blue Lake Rancheria Extension Study Prepayment	-	(4,235.37)
<i>Subtotal</i>	(2,220,403.60)	(2,425,008.79)
<b>UNRESTRICTED RESERVES</b>		
30. General Fund Reserves	(4,919,536.26)	(4,955,738.85)
<i>Subtotal</i>	(4,919,536.26)	(4,950,106.41)
<b>TOTAL NET POSITION</b>	<b>(14,965,230.18)</b>	<b>(15,444,155.62)</b>

# HUMBOLDT BAY MUNICIPAL WATER DISTRICT

## REVENUE REPORT

March 31, 2026

75%

Of Budget Year



### A. REVENUE RETURNED TO CUSTOMERS VIA PF2

	MTD RECEIPTS	YTD RECEIPTS	PRIOR YEAR	BUDGET	% OF BUDGET
<b>1. Humboldt Bay Retail Water Revenue</b>	33,392	292,503	291,374	360,000	81%
<b>General Revenue</b>					
Power Sales (Net ReMat)	19,885	83,099	103,771	125,000	66%
Tax Receipts (1% Taxes)	0	87,726	1,096,525	1,450,000	6%
Interest - Muni PF2 Retained	5,312	37,847	58,261	30,000	
<b>2. Miscellaneous Revenue*</b>	490	1,179	8,855	50,000	2%
<i>*Detail on following page</i>					
<b>TOTAL PF2 REVENUE CREDITS</b>	<b>59,079</b>	<b>502,353</b>	<b>1,558,786</b>	<b>2,015,000</b>	<b>25%</b>

### B. DISTRICT REVENUE

	MTD RECEIPTS	YTD RECEIPTS	PRIOR YEAR	BUDGET	% OF BUDGET
<b>3. Industrial Water Revenue</b>					
Harbor District	0	0	0	0	0
<i>Subtotal Industrial Water Revenue</i>	0	0	0	0	0
<b>4. Municipal Water Revenue</b>					
City of Arcata	138,493	1,262,464	1,200,134	1,701,895	74%
City of Blue Lake	0	155,973	156,445	235,198	66%
City of Eureka	327,089	2,958,558	2,721,718	3,946,856	75%
Fieldbrook CSD	18,098	129,644	152,189	224,020	58%
Humboldt CSD	100,619	900,215	859,379	1,218,937	74%
Manila CSD	0	67,516	69,427	100,714	67%
McKinleyville CSD	109,766	1,004,698	972,217	1,333,276	75%
<i>Subtotal Municipal Water Revenue</i>	694,065	6,479,068	6,131,509	8,760,896	74%
<b>TOTAL INDUSTRIAL &amp; WHOLESALE REVENUE</b>	<b>694,065</b>	<b>6,479,068</b>	<b>6,131,509</b>	<b>8,760,896</b>	<b>74%</b>
<b>5. Power Sales</b>					
Power Sales (ReMat Revenue)	43,239	181,878	229,779	300,000	61%
Interest (ReMat Revenue)	0	0	0	0	
<b>TOTAL REMAT REVENUE</b>	<b>43,239</b>	<b>181,878</b>	<b>229,779</b>	<b>300,000</b>	<b>61%</b>
<b>6. Other Revenue and Grant Reimbursement</b>					
HB Retail Capital Replacement Rev.	4,000	35,217	36,447		
FCSD Contract	68,684	252,841	262,742		
FEMA/CalOES Grant Revenue	353,465	3,483,410	172,533		
SWRCB In-Stream Flow Grant Revenue	0	0	1,050,998		
Quagga Grant Revenue	0	0	0		
Misc. Grant Revenue	0	1,597	13,951		
Interest Earned	0	0	0		
Net Increase/(Decrease) Investment Accounts	24,453	333,769	472,678		
<b>TOTAL OTHER/GRANT REVENUE</b>	<b>450,601</b>	<b>4,106,834</b>	<b>2,009,348</b>		
<b>GRAND TOTAL REVENUE</b>	<b>1,246,984</b>	<b>11,270,132</b>	<b>9,929,422</b>	<b>11,075,896</b>	<b>102%</b>

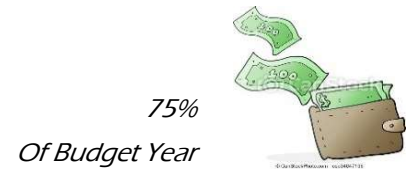
HUMBOLDT BAY MUNICIPAL WATER DISTRICT  
 MISCELLANEOUS REVENUE - DETAIL REPORT  
 March 31, 2026



**B. MISCELLANEOUS RECEIPTS (RETURNED TO CUSTOMERS VIA PF2)**

	MTD RECEIPTS	YTD RECEIPTS
<b><u>Miscellaneous Revenue</u></b>		
Dividend - Principal Life	-	-
Fees - Park Use	-	-
Refund - Diesel Fuel Tax	-	147
Refunds - Miscellaneous	-	-
Sale - Surplus Material/Equipment	-	283
Reimb. - Copies & Postage	-	19
Reimb. - Gas	-	-
Reimb. - Misc. Employee	-	-
Reimb. - Telephone	-	-
UB - Water Processing Fees	90	330
UB - Hydrant Rental Deposit/Use	-	-
UB - PF2 Rebate, Fairhaven Techite Balance	-	-
Sale of Scrap Metal/Gravel	400	400
<b><u>Ruth Area</u></b>		
Lease - Ruth Mutual Water Company	-	-
Ruth Annual Lessee Water Fees	-	-
<b>TOTAL MISCELLANEOUS REVENUE</b>	<b>490</b>	<b>1,179</b>

**HUMBOLDT BAY MUNICIPAL WATER DISTRICT**  
**MONTHLY EXPENDITURE REPORT - PAGE 1 OF 3**  
**March 31, 2026**



**SALARY AND EMPLOYEE BENEFIT EXPENDITURES (S. E. B.)**

	Month-to-Date	Year-to-Date	Prior Year	Budget	% of Budget
<b>Compensation</b>					
1. Wages - Regular	221796.5	1,911,548.44	1,790,325.83	2,974,302	72%
2. Wages - Sick	7,986.37	60,346.01	82,632.85		
3. Wages - Vacation	14,327.20	164,859.54	166,505.62		
<i>Subtotal</i>	244,110.07	2,136,753.99	2,039,464.30	2,974,302	72%
4. Wages - Overtime	12,101.45	56,786.58	8,508.64	17,400	
5. Wages - Holiday (Worked)	1,180.80	11,884.46	11,685.57	17,587	
<i>Subtotal</i>	13,282.25	68,671.04	20,194.21	34,987	196%
6. Wages - Part-Time	1,663.67	38,018.87	46,569.35	103,224	37%
7. Wages - Shift Differential	995.52	9,574.43	8,972.43	12,342	78%
8. Wages - Standby	9,697.89	92,318.59	82,132.94	112,560	82%
9. Director Compensation	5,070.00	28,783.00	24,880.00	40,300	71%
10. Secretarial Fees	159.00	1,325.00	2,029.25	3,150	42%
11. Payroll Tax Expenses	20,650.97	181,355.86	166,253.67	261,094	69%
<i>Subtotal</i>	38,237.05	351,375.75	330,837.64	532,670	66%
<b>Employee Benefits</b>					
12. Health, Life, & LTD Ins.	65,364.10	505,338.08	482,367.11	706,282	72%
13. Air Medical Insurance	-	2,607.00	632.00	2,212	118%
14. Retiree Medical Insurance	16,357.52	139,990.20	112,340.72	106,500	100%
<i>14a. Retiree Medical Reimb.</i>	<i>(1,726.38)</i>	<i>(33,179.34)</i>	<i>(32,573.14)</i>		
15. Employee Dental Insurance	4,606.80	30,402.27	22,720.23	36,766	83%
16. Employee Vision Insurance	575.25	5,064.83	5,220.97	7,350	69%
17. Employee EAP	76.90	674.27	695.07	1,226	55%
18. Fitness Stipend	135.00	1,259.00	838.74	15,120	8%
19. 457b District Contribution	3,875.00	33,525.00	34,950.00	43,200	78%
20. CalPERS Expenses	32,298.86	636,148.46	603,485.29	652,398	98%
21. Workers Comp Insurance	-	56,388.99	(10,235.56)	119,736	47%
<i>Subtotal</i>	121,563.05	1,378,218.76	1,220,441.43	1,690,790	82%
<b>TOTAL S.E.B</b>	<b>417,192.42</b>	<b>3,935,019.54</b>	<b>3,610,937.58</b>	<b>5,232,749</b>	<b>75%</b>

**HUMBOLDT BAY MUNICIPAL WATER DISTRICT**  
**MONTHLY EXPENDITURE REPORT - PAGE 2 OF 3**  
**March 31, 2026**



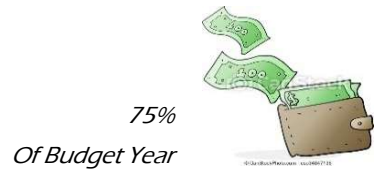
**SERVICE & SUPPLY EXPENDITURES (S & S)**

	Month-to-Date	Year-to-Date	Prior Year	Budget	% of Budget
<b>Operations &amp; Maintenance</b>					
1. Auto Maintenance	4,021.50	31,678.05	42,102.01	50,000	63%
2. Engineering	9,031.53	24,687.45	25,104.37	75,000	33%
3. Lab Expenses	620.00	14,240.00	21,199.00	18,000	79%
4. Maintenance & Repairs					
General	1,492.87	37,059.55	42,335.44	48,000	77%
TRF	0	34,278.75	7,739.91	17,000	202%
<i>Subtotal</i>	<i>1,492.87</i>	<i>71,338.30</i>	<i>50,075.35</i>	<i>65,000</i>	<i>110%</i>
5. Materials & Supplies					
General	3,070.21	45,466.39	55,249.94	45,000	101%
TRF	4,485.20	127,644.92	70,208.95	44,000	290%
<i>Subtotal</i>	<i>7,555.41</i>	<i>173,111.31</i>	<i>125,458.89</i>	<i>89,000</i>	<i>195%</i>
6. Radio Maintenance	877.20	5,427.75	8,733.88	8,500	64%
7. Ruth Lake License	-	1,500.00	1,500.00	1,500	100%
8. Safety Equip./Training					
General	458.42	14,788.88	23,098.72	18,700	79%
TRF	-	258.28	1,854.57	2,000	13%
<i>Subtotal</i>	<i>458.42</i>	<i>15,047.16</i>	<i>24,953.29</i>	<i>20,700</i>	<i>73%</i>
9. Tools & Equipment	418.35	2,641.98	1,592.14	5,000	53%
10. USGS Meter Station	-	9,570.00	9,110.00	9,500	101%
<i>Operations Subtotal</i>	<i>24,475.28</i>	<i>349,242.00</i>	<i>309,828.93</i>	<i>342,200</i>	<i>102%</i>

**General & Administration**

11. Accounting Services	1,928.75	19,965.25	34,628.50	35,000	57%
12. Bad Debt Expense	-	(2,472.79)	-	-	0
13. Dues & Subscriptions	469.90	37,167.77	34,846.81	39,000	95%
14. IT & Software Maintenance	7,753.95	82,278.20	95,168.13	124,000	66%
15. Insurance	-	151,676.20	192,471.70	146,000	104%
16. Internet	880.07	7,763.08	7,948.96	11,150	70%
17. Legal Services	5,006.50	54,966.00	11,254.50	35,000	157%
18. Miscellaneous	1,714.93	9,073.48	4,776.98	10,000	91%
19. Office Building Maint.	2,276.41	16,867.93	14,763.57	19,000	89%
20. Office Expense	2,492.82	33,235.31	33,204.94	39,600	84%
21. Professional Services	13,593.75	62,246.75	7,612.50	20,000	311%
22. Property Tax	-	-	2,764.00	3,000	0%

**HUMBOLDT BAY MUNICIPAL WATER DISTRICT**  
**MONTHLY EXPENDITURE REPORT - PAGE 3 OF 3**  
**March 31, 2026**



<b>SERVICE &amp; SUPPLY EXPENDITURES (con't)</b>					
	Month-to-Date	Year-to-Date	Prior Year	Budget	% of Budget
23. Regulatory Agency Fees	(4,212.00)	165,135.66	165,695.66	216,000	76%
24. Ruth Lake Programs	-	-	-	5,000	0%
25. Safety Apparel	-	2,494.32	8,916.17	10,050	25%
26. Technical Training	-	533.00	-	14,000	4%
27. Telephone	1,734.12	10,581.41	10,097.88	15,000	71%
28. Travel & Conference	99.00	10,708.37	22,109.88	22,000	49%
<i>Gen. &amp; Admin. Subtotal</i>	<b>33,738.20</b>	<b>662,219.94</b>	<b>646,260.18</b>	<b>763,801</b>	<b>87%</b>
<b>TOTAL SERVICE &amp; SUPPLY</b>	<b>58,213.48</b>	<b>1,011,461.94</b>	<b>956,089.11</b>	<b>1,106,000.67</b>	<b>91%</b>

**Power**

29. Essex - PG & E	43,827.58	700,001.75	686,250.47		
30. 2Mw Generator Fuel	-	-	-		
<i>Subtotal Essex Pumping</i>	43,827.58	700,001.75	686,250.47	937,000	
31. All other PG & E	20,337.80	145,004.66	139,567.75	199,000	
<i>Subtotal All Power</i>	64,165.38	845,006.41	825,818.22	1,136,000	74%

**Total Service and Supplies incl.**

<b>Power</b>	<b>122,378.86</b>	<b>1,856,468.35</b>	<b>1,781,907.33</b>	<b>2,242,001</b>	<b>83%</b>
--------------	-------------------	---------------------	---------------------	------------------	------------

<b>GRAND TOTAL EXPENSES</b>	<b>539,571.28</b>	<b>5,791,487.89</b>	<b>5,392,844.91</b>	<b>7,474,749.67</b>	<b>77%</b>
-----------------------------	-------------------	---------------------	---------------------	---------------------	------------

**OTHER EXPENSES**

32. ReMat Consultant Exp.	4,599.52	12,780.02	18,252.42		
33. Capital Replacement Exp.	-	-	-		

**TOTAL EXPENSES WITH OTHER EXPENSES**

	<b>544,170.80</b>	<b>5,804,267.91</b>	<b>5,411,097.33</b>		
--	-------------------	---------------------	---------------------	--	--

# HUMBOLDT BAY MUNICIPAL WATER DISTRICT PROJECT PROGRESS REPORT

March 31, 2026

75% Of Budget Year



## A. CAPITAL PROJECTS

GRANT FUNDED PROJECTS	MTD	YTD	BUDGET	% OF
	EXPENSES	TOTAL		BUDGET
1 Grant - TRF Generator <i>(Treatment Facility Project, \$1.9M - FEMA, Approved)</i>	6,157	656,424	1,731,813	38%
2 Grant - Collector Mainline Redundancy Pipeline <i>(Treatment/Base Facility Project, \$3.2M - FEMA, Approved)</i>	0	1,415	3,200,000	0%
3 Grant - 2x Tank Seismic Retro	0	4,436,550	3,174,488	140%
3A Grant - 1x Tank (Industrial) Seismic Retrofit <i>(\$5.7M - FEMA Approved, Pending Add'l Funding)</i>	0	(1,453,918)		
4 Adv. Assistance Spillway Seismic Grant <i>(\$1.5M - FEMA Approved, Pending Add'l Funding)</i>	0	500,774	1,487,567	34%
<b>TOTAL GRANT FUNDED CAPITAL PROJECTS</b>	<b>6,157</b>	<b>4,141,245</b>	<b>9,593,868</b>	<b>43%</b>

## NON-GRANT FUNDED CAPITAL PROJECTS

5 FY26 Mainline Valve Replacement Program	0	0	100,000	0%
6 Collector 4 Transformer & Switchboard Replacement	0	86	99,000	0%
7 Collector 4 Electrical Sub-Panel Replacements	0	0	14,250	0%
8 Roof Replacement & Modifications to OSG Bldg.	0	31,555	44,250	71%
9 Modular Training Room and EOC Building	0	0	365,000	0%
<b>TOTAL NON-GRANT FUNDED CAPITAL PROJECTS</b>	<b>0</b>	<b>31,641</b>	<b>622,500</b>	<b>5%</b>

## B. EQUIPMENT AND FIXED ASSET PROJECTS

	MTD	YTD	BUDGET	% OF
	EXPENSES	TOTAL		BUDGET
10 FY26 Replace ESSEX Administrative Computers	0	3,774	6,500	58%
11 FY26 Replace Control Computers	0	3,428	5,250	65%
12 Traffic Control Equipment Upgrades	0	1,784	1,750	102%
13 Hyster Forklift Fork Extensions	0	1,456	2,000	73%
14 Replace Unit 7	0	32,396	76,000	43%
15 Replace Control Servers Essex	0	0	37,750	0%
17 Control Laptops for Electrical Dept	0	4,576	6,250	73%
18 Replace 35kW Generator	0	0	57,750	0%
19 Replace Chipper	0	57,294	67,500	85%
20 Replace Unit 12	0	74,060	88,250	84%
21 Replace Control Servers - TRF	0	0	37,750	0%

*(Treatment Facility Project)*

# HUMBOLDT BAY MUNICIPAL WATER DISTRICT

## PROJECT PROGRESS REPORT - PAGE 2 OF 5

March 31, 2026

75% Of Budget Year



### B. EQUIPMENT AND FIXED ASSET PROJECTS (con't)

	MTD EXPENSES	YTD TOTAL	BUDGET	% OF BUDGET
22 TRF Chlorine Analyzer Replacement Phase 2 of 2 <i>(Treatment Facility Project)</i>	0	22,938	22,500	102%
23 Purchase Spare Turbidimeter <i>(Treatment Facility Project)</i>	8,737	8,737	8,750	100%
24 FY26 Replace EUREKA Administrative Computers	0	8,934	6,000	149%
25 AC Units for Headquarters, Bunkhouse & Hydro Plant	0	0	10,750	0%
26 Ruth Slide Gate Rm Electl Upgrade & Hyd. Pump Rplt	2,922	11,128	10,250	109%
27 Ruth Hydro Weir Vault Modifications & Add Pump Cap	0	4,642	7,400	63%
28 Unit #6 AED Defibrillator	0	2,069	2,500	83%
29 Ruth Spillway Davit	0	4,053	5,750	70%
30 Ruth Hydro Emergency and Portable Lighting	45	1,547	2,000	77%
31 Ruth Hydro Sump Pump Replacement	0	6,254	6,500	96%
32 Replace 35kW Standby Generator	0	45,581	54,000	84%
33 Ruth Lake Decontamination Station	0	0	40,000	0%
33A Board Room Chairs & Tables	0	8,920	0	0%
33B Emergency Work at RW Matthews Dam	6,774	6,774	0	0%
<b>TOTAL EQUIPMENT &amp; FIXED ASSET PROJECTS</b>	<b>18,478</b>	<b>310,346</b>	<b>563,150</b>	<b>55%</b>

### C. MAINTENANCE PROJECTS

	MTD EXPENSES	YTD TOTAL	BUDGET	% OF BUDGET
34 FY26 Pipeline R-O-W Maintenance	0	125	20,000	1%
34A FY26 Pipeline Maintenance	0	5,295	14,000	38%
35 FY26 Main Line Meter Flow Calibration	0	0	16,000	0%
36 FY25 Technical Support and Software Updates	0	245	24,000	1%
37 FY26 Generator Services	0	2,695	3,600	75%
38 FY26 Hazard & Diseased Tree Removal	0	1,200	8,000	15%
39 FY26 Cathodic Protection	0	0	1,500	0%
40 FY26 Maintenance Emergency Repairs	0	220,934	50,000	442%
41 FY26 Fleet Paint Repairs	0	0	5,000	0%
42 FY26 12kV Electric System General Maintenance	0	5,490	10,500	52%
43 FY26 Voice and SCADA Radio Maintenance	0	0	3,000	0%
44 FY26 Safety Certification of Electrical Tools	0	0	2,500	0%
45 FY26 Collector Lube Oil System Maintenance	0	0	4,500	0%
46 FY26 Fleet Vehicle ALL DATA Software Subscrptn	0	0	3,750	0%
47 FY26 Unit Compliance Testing	0	0	5,000	0%
48 FY26 SB198 Safety Committee Funding	288	4,697	5,000	94%
48A Collector 4 Investigation & Repairs	186	186	0	0

# HUMBOLDT BAY MUNICIPAL WATER DISTRICT

## PROJECT PROGRESS REPORT - PAGE 3 OF 5

March 31, 2026

75% Of Budget Year



### C. MAINTENANCE PROJECTS (con't)

	MTD EXPENSES	YTD TOTAL	BUDGET	% OF BUDGET
49 Production Flow Meter Calibrations	0	0	9,500	0%
50 Line Shed 4 Roof Replacement	0	12,011	57,750	0%
51 Maintenance Shop Roof Replacement	0	0	57,750	0
52 FY26 Pipeline R-O-W Maintenance	0	0	20,000	0%
53 Equipment Storage Building Roof Replacement	0	0	6,500	1%
54 Unit 2 and Unit 13 Engine Oil Leak Repairs	0	52	6,750	1%
55 FY26 TRF Generator Service	0	52	500	0%
<i>(Treatment Facility Project)</i>				
56 FY26 TRF Limitorque Valve Retrofit Supplies	0	0	15,000	0%
<i>(Treatment Facility Project)</i>				
57 TRF Valve Network Upgrade (Phase 2)	0	206	55,000	0%
<i>(Treatment Facility Project)</i>				
58 FY26 Brush Abatement Ruth Hydro	0	0	22,000	0%
59 FY26 LTO Insurance	0	0	6,000	0%
60 FY26 Spillway Repairs	0	1,565	10,000	16%
61 FY26 Howell Bunger Valve Inspection	0	0	1,500	0%
62 FY26 Log Boom Inspection	0	0	1,500	0%
63 Ruth Hydro Maintenance and Improvements	0	0	10,250	0%
64 FY26 Eureka Office Generator Service	0	0	500	0%
65 Main Office Paint/Repairs/Fencing	0	80	8,000	1%
<b>TOTAL MAINTENANCE PROJECTS</b>	<b>474</b>	<b>254,834</b>	<b>464,850</b>	<b>55%</b>

### D. PROFESSIONAL & CONSULTING SERVICES

	MTD EXPENSES	YTD TOTAL	BUDGET	% OF BUDGET
66 FY26 Crane Testing/Certification	2,162	12,693	12,000	106%
67 FY26 On-Site Sodium Hypochlorite System Maintenance	0	8,926	20,750	43%
68 FY26 Hydro Plant Annual Electrical & Maint Inspect	0	0	4,000	0%
69 FY26 Cyber Security Maintenance	0	0	5,500	0%
70 FY23 Hydro Plant Annual Elec. Maint./Testing	0	7,200	7,200	100%
71 FY26 GHD Review & Report of Essex MR CrossSection	0	990	6,000	17%
72 Mitigation Funds, Samoa Dunes EIR	0	0	50,000	0%
73 Litigation Assessment	0	0	20,000	0%
74 FY26 Technical Training	1,495	2,134	20,000	11%
75 FY26 O & M Training	355	1,180	24,500	5%
76 FY26 Cross Connection Control Certification	0	695	3,000	23%
76A GHD - GIS Project	1,675	1,675	0	0

**HUMBOLDT BAY MUNICIPAL WATER DISTRICT**

**PROJECT PROGRESS REPORT - PAGE 4 OF 5**

March 31, 2026

75% *Of Budget Year*



**D. PROFESSIONAL & CONSULTING SERVICES (CONT)**

	MTD EXPENSES	YTD TOTAL	BUDGET	% OF BUDGET
77 FY26 Public Education Funds	0	699	5,000	14%
78 FY26 Mad River Regulatory Compliance Assistance	11,172	11,172	50,000	22%
79 FY26 Grant Applications Assistance	0	0	20,000	0%
80 Construction Contract Documents Development Assistance - GHD	0	0	10,000	0%
81 FY26 Asst w/401/404 Permits;LTSAA;Other-Stillwater	0	99,032	50,000	198%
82 Cathodic Protection Close-Interval Potential Surv.	0	0	25,400	0%
83 FY26 Dam Spillway Wall Monument Survey-Points West	0	10,000	10,000	100%
84 FY26 Matthews Dam Spillway Wingwall & Floor Survey	62	62	7,000	1%
85 Vertical Monument Monitoring - Points West	0	5,800	5,800	100%
86 Vertical Monument Monitoring - Data Review (GHD)	0	0	5,000	0%
87 West (Left) Abutment Slide Monitoring -Points West	0	8,700	8,700	100%
88 West (Left) Abutment Monitoring -Data Review (GHD)	0	0	4,000	0%
89 FY26 FERC Dam Safety Surveillance and Monitoring Report	0	124	11,518	1%
90 FY26 FERC Chief Dam Safety Engineer	370	11,754	16,804	70%
91 GEI - Task 2-Part 12D; PFMA	0	0	15,674	
92 GRANT-Adv. Asst Spillway Seism Out of Scope Boring	0	69	100,000	0%
93 Left/Right Abutment Assessment - SHN	0	0	10,000	0%
<b>TOTAL PROF/CONSULTING SERVICES</b>	<b>17,292</b>	<b>182,906</b>	<b>527,846</b>	<b>35%</b>

**E. INDUSTRIAL SYSTEM PROJECTS**

94 Maintain Water Supply to Indust. Pump Station 6	0	0	13,250	0%
95 Repairs to I/W Reservoir Fence	0	8,100	10,000	81%
96 Grant - 1x Tank (Industrial) Seismic Retrofit	0	1,453,918	1,303,743	112%
<b>TOTAL INDUSTRIAL SYSTEM PROJECTS</b>	<b>0</b>	<b>1,462,018</b>	<b>1,326,993</b>	<b>110%</b>

**F. CARRY-OVER PROJECTS FROM PRIOR YEAR**

<b>TOTAL CARRYOVER PROJECTS</b>	<b>0</b>	<b>0</b>	<b>0</b>	<b>0%</b>
---------------------------------	----------	----------	----------	-----------

**G. ADVANCED CHARGES & DEBIT SERVICE FUNDS COLLECTED**

97 Prof. Services for New Capital Debt	59,128	532,153	709,537	75%
98 Grant - 3x Tank Seismic Retrofit	18,988	170,894	227,859	75%
<b>TOTAL ADVANCED CHARGES COLLECTED</b>	<b>78,116</b>	<b>703,047</b>	<b>937,396</b>	<b>75%</b>

**HUMBOLDT BAY MUNICIPAL WATER DISTRICT**

**PROJECT PROGRESS REPORT - PAGE 5 OF 5**

March 31, 2026

75% Of Budget Year



**H. PROJECTS NOT CHARGED TO MUNICIPAL CUSTOMERS**

	MTD	YTD	% OF
	EXPENSES	TOTAL	BUDGET BUDGET
On-Site Generation of Chlorine <i>(\$1.4M - FY25, Treatment Facility Project)</i>	0	56,657	179,313 32%
Humboldt Bay Radio Read Meters <i>(Capital Replacement Funds)</i>	0	9,516	9,500 100%
HQ and Dam Road Paving (FY23) <i>(August Complex Wildfire Funds Collected, ReMat Funds)</i>	0	145,825	112,000 130%
North Mainline Extension Study	1,802	21,585	0 0
BL Rancheria Water	0	178	0 0
<b>TOTAL NOT CHARGED TO CUSTOMERS</b>	<b>1,802</b>	<b>233,760</b>	<b>300,813 78%</b>

**PROJECT PROGRESS REPORT SUMMARY OF ALL ACTIVITY**

CUSTOMER CHARGES	MTD	YTD	BUDGET	% BUDGET
TOTAL NON-GRANT FUNDED CAPITAL PROJECTS	0	31,641	622,500	5%
<i>Treatment Facility Portion</i>	<i>0</i>	<i>0</i>	<i>0</i>	
TOTAL EQUIPMENT & FIXED ASSET PROJECTS	18,478	310,346	563,150	55%
<i>Treatment Facility Portion</i>	<i>8,737</i>	<i>31,675</i>	<i>69,000</i>	
TOTAL MAINTENANCE PROJECTS	474	254,834	464,850	55%
<i>Treatment Facility Portion</i>	<i>0</i>	<i>257</i>	<i>70,500</i>	
TOTAL PROF/CONSULTING SERVICES	17,292	182,906	527,846	35%
<i>Treatment Facility Portion</i>	<i>0</i>	<i>0</i>	<i>0</i>	
TOTAL INDUSTRIAL SYSTEM PROJECTS	0	1,462,018	1,326,993	1
TOTAL CARRYOVER PROJECTS	0	0	0	0
<i>Treatment Facility Portion</i>	<i>0</i>	<i>0</i>	<i>0</i>	
TOTAL ADVANCED CHARGES/DEBIT SERVICE	78,116	703,047	937,396	75%
<i>Treatment Facility Portion</i>	<i>\$0</i>	<i>\$0</i>	<i>\$0</i>	
<b>TOTAL CUSTOMER CHARGES</b>	<b>\$114,359</b>	<b>\$2,944,792</b>	<b>\$4,442,735</b>	<b>66%</b>

NON-CUSTOMER CHARGES (CURRENT FY)	MTD	YTD	BUDGET	% BUDGET
TOTAL GRANT FUNDED CAPITAL PROJECTS	6,157	4,141,245	9,593,868	43%
TOTAL NON-CUSTOMER CHARGES	1,802	233,760	300,813	78%
TOTAL USE OF ENCUMBERED FUNDS	19,831	313,191	1,617,260	19%
<b>TOTAL NON-CUSTOMER CHARGES</b>	<b>\$27,789</b>	<b>\$4,688,196</b>	<b>\$11,511,941</b>	<b>41%</b>

<b>GRAND TOTAL PROJECT BUDGET ACTIVITY</b>	<b>\$142,150</b>	<b>\$7,632,988</b>	<b>\$15,954,676</b>	<b>48%</b>
--	------------------	--------------------	---------------------	------------

**HUMBOLDT BAY MUNICIPAL WATER DISTRICT  
ENCUMBERED FUNDS RECONCILIATION REPORT**

**March 31, 2026**



	MTD EXPENSES	YTD TOTAL	AMOUNT ENCUMBERED	REMAINING
<b>A. CAPITAL PROJECTS</b>				
1E Mainline Valve Replacement Program	0	0	55,173	55,173
2E Retaining Wall for Valve Access	0	0	70,000	70,000
3E Replace Pump 2-2 (Pre-Approved 04/2024)	0	27,938	26,713	(1,225)
4E Peninsula Communications Options	0	0	42,000	42,000
5E Mainline Valve Replacement Program	0	0	50,000	50,000
6E Purchase Collector 4 Transformer	0	0	48,325	48,325
7E Purchase Switchboard for Collector 4	0	35,167	41,589	6,422
8E Resize Chemical Feed System	0	0	6,304	6,304
9E Storage Barn at Headquarters	0	0	218,108	218,108
<b>B. EQUIPMENT &amp; FIXED ASSET PROJECTS</b>				
10E FY25 Replace ESSEX Administrative Computers	0	0	2,978	2,978
11E Telemetry Radio and Antenna Replacement	0	0	14,000	14,000
12E District Lighting Upgrades	5,632	5,808	11,950	6,142
13E Construction Tooling	0	0	1,473	1,473
14E TRF Filter Gallery Heaters and Air Circulation	358	9,290	9,000	(290)
15E Air Actuated Chemical Pump	0	2,392	2,000	(392)
16E FY25 Replace EUREKA Administrative Computers	0	(870)	5,086	5,956
<b>C. MAINTENANCE PROJECTS</b>				
17E FY25 Main Line Meter Flow Calibration	0	1,690	15,900	14,210
18E FY25 Technical Support and Software Updates	0	710	6,442	5,732
19E FY25 Hazard & Diseased Tree Removal	0	3,550	8,000	4,450
20E FY25 Fleet Paint Repairs	0	4,603	5,000	397
21E TRF Valve Network Upgrade (Phase 2)	0	6,873	51,500	44,627
22E FY25 Howell Bungler Valve Inspection	0	1,631	1,500	(131)
23E Replace Hydro Plant PLC's	0	20,759	88,750	67,991
24E FY25 Maintenance Emergency Repairs	0	4,627	5,000	373
<b>D. PROFESSIONAL &amp; CONSULTING SERVICES</b>				
25E Caselle A/R Module	0	0	5,000	5,000
26E CIP 10-yr Financial Revision and Project Review	0	5,905	22,960	17,055
27E Retail Rate Study	0	0	12,000	12,000
28E 404 Permit Assistance	0	9,131	9,131	(0)
29E Technical Dam/Spillway Support	0	1,604	189,909	188,306
30E FY25 Cyber Security Maintenance	0	0	5,250	5,250
31E Microsoft 360 Email	0	12,404	7,274	(5,130)
32E Professional Consulting Services for FERC Comprehensive Analysis	0	68,526	504,865	436,339
33E Shatz Energy Research - Tesla Battery/Generator	0	13,515	14,296	781
34E Samoa Peninsula Coastal Development Permit (Change of Scope)	13,841	58,137	40,295	(17,842)
35E Eureka Cyber Security	0	19,800	19,489	(311)
<b>ENCUMBERED FUNDS TOTAL</b>	<b>19,831</b>	<b>313,191</b>	<b>1,617,260</b>	<b>1,304,070</b>

# HUMBOLDT BAY MUNICIPAL WATER DISTRICT

## *SUPPLEMENTAL* - FIELDBROOK-GLENDALE CSD CONTRACT SERVICES

### MONTHLY BILLING/EXPENSE REPORT

March 31, 2026



	Month-to-Date	Year-to-Date
<b><i>Contract Services Billing</i></b>		
Administrative	1,261.23	11,351.07
Indirect/Overhead	999.28	8,993.52
Maintenance/Operations/Supplies	32,681.52	231,800.48
<b>Total FB-GCSD Billing</b>	<b>34,942.03</b>	<b>252,145.07</b>
<b><i>Contract Services Expenses</i></b>		
Employee Wages	18,127.87	117,565.19
Employee Benefits	9,037.76	55,632.36
Operations & Maintenance Expenses	3,277.11	21,190.51
General & Administrative Expenses	562.84	15,556.96
<b>Total FB-GCSD Expenses</b>	<b>31,005.58</b>	<b>209,945.02</b>
<b><i>NET Fieldbrook Contract Services</i></b>	<b>3,936.45</b>	<b>42,200.05</b>

Vendor Name	Date Paid	Description	Amount Paid
<b>101 NETLINK</b>			
101 NETLINK	03/12/2026	<i>Ruth Data Link/Internet</i>	340.00
Total 101 NETLINK:			340.00
<b>ACWA/JPIA</b>			
ACWA/JPIA	03/20/2026	<i>COBRA Dental</i>	354.98
ACWA/JPIA	03/20/2026	<i>COBRA Vision</i>	55.68
ACWA/JPIA	03/20/2026	<i>RETIREE MEDICAL</i>	15,946.86
Total ACWA/JPIA:			16,357.52
<b>Advanced Security Systems</b>			
Advanced Security Systems	03/26/2026	<i>Update automatic alarm schedule</i>	210.00
Total Advanced Security Systems:			210.00
<b>AirGas NCN</b>			
AirGas NCN	03/12/2026	<i>Respirator and parts for inventory</i>	138.71
AirGas NCN	03/12/2026	<i>Respirator and parts for inventory</i>	43.20
AirGas NCN	03/26/2026	<i>Calibration Gas</i>	206.63
Total AirGas NCN:			388.54
<b>Amazon Capital Services</b>			
Amazon Capital Services	03/18/2026	<i>Tools</i>	418.35
Amazon Capital Services	03/18/2026	<i>Essex Office Supplies</i>	164.68
Total Amazon Capital Services:			583.03
<b>Asbury Environmental Services</b>			
Asbury Environmental Services	03/12/2026	<i>dispose of waste oil</i>	153.00
Total Asbury Environmental Services:			153.00
<b>AT &amp; T</b>			
AT & T	03/12/2026	<i>Eureka/Essex Landline</i>	31.76
AT & T	03/12/2026	<i>Arcata/Essex Landline</i>	31.76
AT & T	03/12/2026	<i>Eureka Office/Alarm</i>	65.25
AT & T	03/12/2026	<i>TRF</i>	31.84
AT & T	03/12/2026	<i>Essex office/Modem/Control Alarm System</i>	31.84
AT & T	03/26/2026	<i>Eureka/Essex Landline</i>	31.76
AT & T	03/26/2026	<i>Arcata/Essex Landline</i>	31.76
AT & T	03/26/2026	<i>Eureka Office/Alarm</i>	65.39
AT & T	03/26/2026	<i>TRF</i>	31.91
AT & T	03/26/2026	<i>Essex office/Modem/Control Alarm System</i>	31.91
Total AT & T:			385.18
<b>ATS Communications</b>			
ATS Communications	03/12/2026	<i>IT and software maintenance subscriptions and support</i>	2,978.10
Total ATS Communications:			2,978.10
<b>Blue Star Gas - Sequoia Gas Co.</b>			
Blue Star Gas - Sequoia Gas Co.	03/12/2026	<i>Propane for Ruth HQ</i>	351.82

Vendor Name	Date Paid	Description	Amount Paid
Total Blue Star Gas - Sequoia Gas Co.:			351.82
<b>California Dept of Tax and Fee Admin</b>			
California Dept of Tax and Fee Admin	03/23/2026	<i>Sales Tax not charged by Vendors - 2025</i>	8,180.00
Total California Dept of Tax and Fee Admin:			8,180.00
<b>Campton Electric Supply</b>			
Campton Electric Supply	03/12/2026	<i>Ruth cabin outdoor light replacement</i>	303.57
Total Campton Electric Supply:			303.57
<b>Chris Merz</b>			
Chris Merz	03/12/2026	<i>Per Diem for travel to Ruth - Slide Gate Emergency Repairs</i>	150.00
Total Chris Merz:			150.00
<b>City of Eureka</b>			
City of Eureka	03/12/2026	<i>Eureka office water/sewer</i>	153.06
Total City of Eureka:			153.06
<b>Coastal Business Systems Inc.</b>			
Coastal Business Systems Inc.	03/26/2026	<i>Eureka office copy and fax machine</i>	799.12
Coastal Business Systems Inc.	03/26/2026	<i>Essex copy/fax machine</i>	285.75
Total Coastal Business Systems Inc.:			1,084.87
<b>Daisy Fresh Carpet &amp; Upholstery Cleaning</b>			
Daisy Fresh Carpet & Upholstery Cleaning	03/26/2026	<i>Eureka Office Carpet Cleaning</i>	350.00
Total Daisy Fresh Carpet & Upholstery Cleaning:			350.00
<b>Dazey's Arcata</b>			
Dazey's Arcata	03/12/2026	<i>Essex break room floor replacement</i>	39.68
Total Dazey's Arcata:			39.68
<b>Downey Brand Attorneys LLP</b>			
Downey Brand Attorneys LLP	03/12/2026	<i>Legal Fees Jan 2026 - Instream Flow Investigation</i>	1,705.00
Total Downey Brand Attorneys LLP:			1,705.00
<b>Englund Marine Supply</b>			
Englund Marine Supply	03/18/2026	<i>Supplies for debris removal at Ruth Lake</i>	225.76
Englund Marine Supply	03/18/2026	<i>Life Jackets</i>	144.01
Englund Marine Supply	03/18/2026	<i>Life Jackets</i>	144.01
Englund Marine Supply	03/18/2026	<i>Supplies for Ruth hydraulic leak cleanup</i>	1,112.32
Englund Marine Supply	03/26/2026	<i>Life Jacket</i>	72.00
Total Englund Marine Supply:			1,698.10
<b>Eureka Oxygen</b>			
Eureka Oxygen	03/26/2026	<i>Propane for IW generator</i>	17.86
Eureka Oxygen	03/12/2026	<i>cylinder rental</i>	124.60

Vendor Name	Date Paid	Description	Amount Paid
Total Eureka Oxygen:			142.46
<b>FleetPride</b>			
FleetPride	03/26/2026	Tail lights for Unit 10	143.32
Total FleetPride:			143.32
<b>Freshwater Environmental Services</b>			
Freshwater Environmental Services	03/12/2026	Urban Water Managemenet Plan Assistance #26-1008	11,172.00
Total Freshwater Environmental Services:			11,172.00
<b>Frontier Communications</b>			
Frontier Communications	03/12/2026	Ruth HQ	75.94
Frontier Communications	03/12/2026	Ruth Hydro/Ruth Dataline	285.36
Frontier Communications	03/26/2026	Ruth HQ	90.19
Frontier Communications	03/26/2026	Ruth Hydro/Ruth Dataline	295.13
Total Frontier Communications:			746.62
<b>GEI Consultants, Inc</b>			
GEI Consultants, Inc	03/12/2026	CDSE Consultant Services #26-0131	370.00
Total GEI Consultants, Inc:			370.00
<b>GHD</b>			
GHD	03/18/2026	General Engineering	7,657.91
GHD	03/18/2026	General Engineering - GIS Project	867.75
GHD	03/18/2026	General Engineering - Collector 4 Investigation & Repairs	185.63
GHD	03/18/2026	General Engineering - Ruth	61.87
GHD	03/12/2026	GIS Project #26-1098	807.51
GHD	03/12/2026	Samoa Peninsula ROW EIR #23-0625	13,618.02
GHD	03/26/2026	General Engineering	1,311.75
GHD	03/26/2026	General Engineering - Matthews Dam Spillway Wingwall & Flo	61.88
GHD	03/26/2026	General Engineering - Emergency Work at Dam	866.25
Total GHD:			25,438.57
<b>GR Sundberg, Inc</b>			
GR Sundberg, Inc	03/26/2026	Emergency Leak Contract - FB	2,329.25
Total GR Sundberg, Inc:			2,329.25
<b>Hach Company</b>			
Hach Company	03/26/2026	Purchase for Spare Turbidimeter	4,974.57
Hach Company	03/26/2026	Purchase for Spare Turbidimeter	3,762.75
Total Hach Company:			8,737.32
<b>Harper Motors</b>			
Harper Motors	03/26/2026	Nox sensor for Unit 8	533.44
Total Harper Motors:			533.44
<b>Health Equity Inc</b>			
Health Equity Inc	03/09/2026	HSA Admin Fee March 2026 - 19 employees	56.05

Vendor Name	Date Paid	Description	Amount Paid
Health Equity Inc	03/09/2026	HSA Admin Fee March 2026 - 6 employees	17.70
Total Health Equity Inc:			73.75
<b>Henwood Associates, Inc</b>			
Henwood Associates, Inc	03/12/2026	Consultant Services Agreement- Jan 2026	2,299.76
Total Henwood Associates, Inc:			2,299.76
<b>Humboldt County Treasurer</b>			
Humboldt County Treasurer	03/18/2026	Capital Financing Project	45,611.43
Total Humboldt County Treasurer:			45,611.43
<b>Humboldt Fasteners</b>			
Humboldt Fasteners	03/26/2026	Shop supplies	42.95
Total Humboldt Fasteners:			42.95
<b>Humboldt Redwood Company, LLC</b>			
Humboldt Redwood Company, LLC	03/12/2026	Mt Pierce Lease site - March 2026	346.74
Total Humboldt Redwood Company, LLC:			346.74
<b>Humboldt Waste Management Authority</b>			
Humboldt Waste Management Authority	03/12/2026	dump fee	54.20
Total Humboldt Waste Management Authority:			54.20
<b>Ian Ivey</b>			
Ian Ivey	03/12/2026	Per Diem for travel to Ruth - Slide Gate Emergency Repairs	150.00
Total Ian Ivey:			150.00
<b>JTN Energy, LLC</b>			
JTN Energy, LLC	03/12/2026	Consultant Services Agreement - Jan 2026	2,299.76
Total JTN Energy, LLC:			2,299.76
<b>Justin Natividad</b>			
Justin Natividad	03/12/2026	Per Diem for travel to Ruth - Slide Gate Emergency Repairs	150.00
Justin Natividad	03/13/2026	Per Diem for travel to Ruth - Slide Gate Emergency Repairs	37.50
Total Justin Natividad:			187.50
<b>Keith Daggs</b>			
Keith Daggs	03/12/2026	Per Diem for travel to Ruth - Slide Gate Emergency Repairs	150.00
Total Keith Daggs:			150.00
<b>Ken's Auto Parts</b>			
Ken's Auto Parts	03/26/2026	Hydraulic line for temp connections to slide gate	360.99
Total Ken's Auto Parts:			360.99
<b>Kernen Construction</b>			
Kernen Construction	03/12/2026	Gravel rock for 2MG tank area at TRF	376.72

Vendor Name	Date Paid	Description	Amount Paid
Total Kernen Construction:			376.72
<b>Mario Palmero</b>			
Mario Palmero	03/26/2026	Essex Petty Cash - Refreshments for staff meeting	89.07
Mario Palmero	03/26/2026	Essex Petty Cash - Supplies	59.58
Total Mario Palmero:			148.65
<b>Matthew Davis</b>			
Matthew Davis	03/13/2026	Per Diem for travel to Ruth - Slide Gate Emergency Repairs	150.00
Total Matthew Davis:			150.00
<b>Matthews Paints, Inc.</b>			
Matthews Paints, Inc.	03/12/2026	Service Landa pressure washer	33.08
Total Matthews Paints, Inc.:			33.08
<b>McMaster-Carr Supply</b>			
McMaster-Carr Supply	03/12/2026	PVC supplies for FB repairs	65.58
McMaster-Carr Supply	03/12/2026	Ruth slide gate hydraulic pump replacement	48.39
McMaster-Carr Supply	03/12/2026	No trespassing signs for Hydro Plant	115.88
McMaster-Carr Supply	03/26/2026	O-rings for inventory	78.11
McMaster-Carr Supply	03/26/2026	Hardware to assemble siphons for emergency repairs at Dam	726.26
McMaster-Carr Supply	03/26/2026	Fittings for hydraulic lines	336.14
McMaster-Carr Supply	03/26/2026	High pressure couplings	113.13
Total McMaster-Carr Supply:			1,483.49
<b>Microbac Laboratories, Inc</b>			
Microbac Laboratories, Inc	03/18/2026	Lab Tests - FBGCSD	120.00
Microbac Laboratories, Inc	03/18/2026	Lab Tests - Humboldt Bay Retail	120.00
Microbac Laboratories, Inc	03/18/2026	Lab Tests - FBGCSD	120.00
Microbac Laboratories, Inc	03/18/2026	Lab Tests - Humboldt Bay Retail	260.00
Microbac Laboratories, Inc	03/18/2026	Lab Tests - Humboldt Bay Retail	120.00
Microbac Laboratories, Inc	03/18/2026	Lab Tests - FBGCSD	120.00
Microbac Laboratories, Inc	03/18/2026	Lab Tests - FBGCSD	120.00
Microbac Laboratories, Inc	03/18/2026	Lab Tests - Humboldt Bay Retail	120.00
Total Microbac Laboratories, Inc:			1,100.00
<b>Mission Linen</b>			
Mission Linen	03/12/2026	maintenance supplies & uniform rentals	106.35
Mission Linen	03/12/2026	maintenance supplies & uniform rentals	22.93
Mission Linen	03/12/2026	maintenance supplies & uniform rentals	61.40
Mission Linen	03/12/2026	maintenance supplies & uniform rentals	11.47
Mission Linen	03/12/2026	maintenance supplies & uniform rentals	91.81
Mission Linen	03/12/2026	maintenance supplies & uniform rentals	75.95
Mission Linen	03/12/2026	maintenance supplies & uniform rentals	61.40
Total Mission Linen:			431.31
<b>NAPA AUTO PARTS</b>			
NAPA AUTO PARTS	03/12/2026	Small engine equipment services	64.99
NAPA AUTO PARTS	03/12/2026	Small engine equipment services	26.42
NAPA AUTO PARTS	03/12/2026	Fuel filters for 6" Generac pump	249.14

Vendor Name	Date Paid	Description	Amount Paid
NAPA AUTO PARTS	03/18/2026	Hydraulic lines for slide gate skid testing	445.23
NAPA AUTO PARTS	03/18/2026	Simple green cleaner for inventory	16.31
NAPA AUTO PARTS	03/26/2026	Oil filter & Upholstery Cleaner	16.99
NAPA AUTO PARTS	03/18/2026	Unit 11 annual service	58.96
Total NAPA AUTO PARTS:			878.04
<b>NTT</b>			
NTT	03/26/2026	Arc Flash Electrical Safety Course	1,495.00
Total NTT:			1,495.00
<b>NTU Technologies, Inc</b>			
NTU Technologies, Inc	03/12/2026	TRF chemical supplies	3,712.00
NTU Technologies, Inc	03/12/2026	Use Tax - Added	324.80
NTU Technologies, Inc	03/12/2026	Use Tax - Payable	324.80-
Total NTU Technologies, Inc:			3,712.00
<b>O&amp;M Industries</b>			
O&M Industries	03/12/2026	Rolled flat bar for trash can handles on poly drums	175.39
Total O&M Industries:			175.39
<b>O'Connor &amp; Company</b>			
O'Connor & Company	03/12/2026	Annual Financial Audit FY24/25	1,928.75
Total O'Connor & Company:			1,928.75
<b>Optimum</b>			
Optimum	03/04/2026	Essex internet	280.23
Optimum	03/04/2026	Essex Phones	87.30
Optimum	03/04/2026	Eureka Internet	210.95
Optimum	03/04/2026	Fieldbrook-Glendale CSD Internet	408.93
Optimum	03/04/2026	TRF Internet	36.27
Optimum	03/04/2026	TRF Internet - Blue Lake SCADA Monitoring	72.52
Optimum	03/04/2026	TRF Internet - Fieldbrook-Glendale CSD	72.52
Total Optimum:			1,168.72
<b>PACE Engineering, Inc.</b>			
PACE Engineering, Inc.	03/23/2026	TRF Generator Project	6,156.75
Total PACE Engineering, Inc.:			6,156.75
<b>Pacific Gas &amp; Electric Co.</b>			
Pacific Gas & Electric Co.	03/04/2026	Ruth Bunk House	29.83
Pacific Gas & Electric Co.	03/04/2026	Ruth HQ	174.19
Pacific Gas & Electric Co.	03/12/2026	Eureka Office	356.12
Pacific Gas & Electric Co.	03/12/2026	Jackson Ranch Rd Rectifier	33.34
Pacific Gas & Electric Co.	03/12/2026	HWY 299 Rectifier	46.97
Pacific Gas & Electric Co.	03/12/2026	West End Road Rectifier	32.70
Pacific Gas & Electric Co.	03/12/2026	TRF	14,629.47
Pacific Gas & Electric Co.	03/12/2026	Ruth Hydro Valve Control	45.73
Pacific Gas & Electric Co.	03/12/2026	Ruth Hydro	29.32
Pacific Gas & Electric Co.	03/12/2026	Samoa Booster Pump Station	625.76
Pacific Gas & Electric Co.	03/12/2026	Samoa Dial Station	67.68

Vendor Name	Date Paid	Description	Amount Paid
Pacific Gas & Electric Co.	03/25/2026	<i>Essex Pumping Feb 2026</i>	3,848.22
Pacific Gas & Electric Co.	03/25/2026	<i>Essex Pumping Feb 2026</i>	1,224.92
Pacific Gas & Electric Co.	03/25/2026	<i>Essex Pumping Feb 2026</i>	43,021.13
Total Pacific Gas & Electric Co.:			64,165.38
<b>Pierson Building Center</b>			
Pierson Building Center	03/23/2026	<i>Supplies for emergency work at dam</i>	122.90
Pierson Building Center	03/23/2026	<i>Supplies for emergency work at dam</i>	14.03
Total Pierson Building Center:			136.93
<b>Platt Electric Supply</b>			
Platt Electric Supply	03/26/2026	<i>Ruth Slide Gate Room Electrical Upgrade &amp; Hydro Pump Repla</i>	409.40
Platt Electric Supply	03/12/2026	<i>District lighting upgrade project</i>	5,222.43
Platt Electric Supply	03/12/2026	<i>Lock pin</i>	123.45
Platt Electric Supply	03/26/2026	<i>Ruth Slide Gate Room Electrical Upgrade &amp; Hydro Pump Repla</i>	114.34
Platt Electric Supply	03/26/2026	<i>Ruth Slide Gate Room Electrical Upgrade &amp; Hydro Pump Repla</i>	1,065.55
Platt Electric Supply	03/26/2026	<i>Ruth Slide Gate Room Electrical Upgrade &amp; Hydro Pump Repla</i>	319.31
Platt Electric Supply	03/26/2026	<i>Ruth Slide Gate Room Electrical Upgrade &amp; Hydro Pump Repla</i>	650.38
Platt Electric Supply	03/26/2026	<i>Ruth Slide Gate Room Electrical Upgrade &amp; Hydro Pump Repla</i>	201.03
Platt Electric Supply	03/26/2026	<i>Ruth Slide Gate Room Electrical Upgrade &amp; Hydro Pump Repla</i>	113.42
Total Platt Electric Supply:			8,219.31
<b>Points West Surveying Co</b>			
Points West Surveying Co	03/12/2026	<i>Essex Cross Sections Data Export</i>	1,360.00
Total Points West Surveying Co:			1,360.00
<b>Purchase Power</b>			
Purchase Power	03/18/2026	<i>Postage Refill</i>	502.25
Total Purchase Power:			502.25
<b>Recology Arcata</b>			
Recology Arcata	03/12/2026	<i>Essex Garbage/Recycling Service - Feb 2026</i>	1,101.89
Total Recology Arcata:			1,101.89
<b>Recology Humboldt County</b>			
Recology Humboldt County	03/12/2026	<i>Eureka office garbage/recycling service - Feb 2026</i>	120.46
Total Recology Humboldt County:			120.46
<b>Ryan Chairez</b>			
Ryan Chairez	03/12/2026	<i>Per Diem for travel to Ruth - Slide Gate Emergency Repairs</i>	150.00
Total Ryan Chairez:			150.00
<b>Ryan V Murphy</b>			
Ryan V Murphy	03/13/2026	<i>Per Diem for travel to Ruth - Slide Gate Emergency Repairs</i>	187.50
Total Ryan V Murphy:			187.50
<b>Safe and Sound Security</b>			
Safe and Sound Security	03/12/2026	<i>Monthly help desk/tech support for Dam cameras</i>	67.97

Vendor Name	Date Paid	Description	Amount Paid
Total Safe and Sound Security:			67.97
<b>Secretary of State</b>			
Secretary of State	03/12/2026	<i>Notary Exam Fee</i>	40.00
Total Secretary of State:			40.00
<b>Security Lock &amp; Alarm</b>			
Security Lock & Alarm	03/23/2026	<i>Door lever and lock for FB Tank site communications shed</i>	143.27
Total Security Lock & Alarm:			143.27
<b>Stoel Rives LLP</b>			
Stoel Rives LLP	03/23/2026	<i>Legal Fees - Trinidad Racheria North Mainline</i>	1,801.50
Stoel Rives LLP	03/23/2026	<i>Legal Fees - Water Line Maintenance Project (EIR)</i>	222.50
Total Stoel Rives LLP:			2,024.00
<b>Sunbelt Rentals</b>			
Sunbelt Rentals	03/23/2026	<i>Spill response equipment</i>	219.29
Total Sunbelt Rentals:			219.29
<b>Superior Equipment McClellen</b>			
Superior Equipment McClellen	03/12/2026	<i>Dielectric testing of bucket trucks and hot stick equipment #26-1</i>	1,150.15
Superior Equipment McClellen	03/12/2026	<i>Dielectric testing of bucket trucks and hot stick equipment #26-1</i>	762.33
Superior Equipment McClellen	03/12/2026	<i>Dielectric testing of bucket trucks and hot stick equipment #26-1</i>	250.00
Total Superior Equipment McClellen:			2,162.48
<b>SWAPE, LLC</b>			
SWAPE, LLC	03/12/2026	<i>McNamara &amp; Peepe #26-0006</i>	2,193.75
Total SWAPE, LLC:			2,193.75
<b>SWRCB-DWOCP</b>			
SWRCB-DWOCP	03/12/2026	<i>T4 Certification Renewal - C. Merz</i>	105.00
Total SWRCB-DWOCP:			105.00
<b>The Mill Yard</b>			
The Mill Yard	03/12/2026	<i>Base board trim</i>	101.29
The Mill Yard	03/23/2026	<i>Essex flooring replacement</i>	60.63
The Mill Yard	03/12/2026	<i>Essex breakroom remodel</i>	58.31
Total The Mill Yard:			220.23
<b>The Mitchell Law Firm, LLP</b>			
The Mitchell Law Firm, LLP	03/23/2026	<i>Legal Services- Feb 2026</i>	3,286.00
The Mitchell Law Firm, LLP	03/23/2026	<i>Legal Services- Ruth Feb 2026</i>	15.50
Total The Mitchell Law Firm, LLP:			3,301.50
<b>Trinity County General Services</b>			
Trinity County General Services	03/23/2026	<i>Pickett Peak site lease - March 2026</i>	265.23
Trinity County General Services	03/23/2026	<i>Pickett Peak site lease - April 2026</i>	265.23

Vendor Name	Date Paid	Description	Amount Paid
Total Trinity County General Services:			530.46
<b>Trinity County Solid Waste</b>			
Trinity County Solid Waste	03/26/2026	Ruth HQ dump fees	31.50
Trinity County Solid Waste	03/26/2026	Ruth Hydro dump fees	31.50
Total Trinity County Solid Waste:			63.00
<b>Trinity Diesel, Inc</b>			
Trinity Diesel, Inc	03/12/2026	Unit 10 opacity test	187.50
Total Trinity Diesel, Inc:			187.50
<b>U.S. Bank Corporate Payment System</b>			
U.S. Bank Corporate Payment System	03/10/2026	Landscape fabric for main office	447.99
U.S. Bank Corporate Payment System	03/10/2026	Cab floor plugs for Unit 2	7.93
U.S. Bank Corporate Payment System	03/10/2026	Heat tape	21.02
U.S. Bank Corporate Payment System	03/10/2026	LeD light bulbs for 2 MEG generator	44.78
U.S. Bank Corporate Payment System	03/10/2026	Heat tape	50.66
U.S. Bank Corporate Payment System	03/10/2026	District Lighting Upgrades	409.87
U.S. Bank Corporate Payment System	03/10/2026	Essex Supplies	198.06
U.S. Bank Corporate Payment System	03/10/2026	Essex floor underlayment	173.99
U.S. Bank Corporate Payment System	03/10/2026	Towing fee for Unit 14	120.00
U.S. Bank Corporate Payment System	03/10/2026	Essex Office Supplies	21.96
U.S. Bank Corporate Payment System	03/10/2026	Ice for shipping water samples	7.71
U.S. Bank Corporate Payment System	03/10/2026	AWWA training - Leak Registry Requirements	60.00
U.S. Bank Corporate Payment System	03/10/2026	AWWA classes	295.00
U.S. Bank Corporate Payment System	03/10/2026	Annual Zoom Subscription	159.90
U.S. Bank Corporate Payment System	03/10/2026	Eureka office chair	159.83
U.S. Bank Corporate Payment System	03/10/2026	Spendwise Monthly Subscription	90.00
U.S. Bank Corporate Payment System	03/10/2026	Food/drinks for meetings	159.73
U.S. Bank Corporate Payment System	03/10/2026	Food/drinks for meetings	286.48
U.S. Bank Corporate Payment System	03/10/2026	Ice for meetings	9.32
U.S. Bank Corporate Payment System	03/10/2026	Lunch for Strategic Planning Meeting	313.55
U.S. Bank Corporate Payment System	03/10/2026	EAP Webinar	99.00
U.S. Bank Corporate Payment System	03/10/2026	CSMFO Memberships	310.00
U.S. Bank Corporate Payment System	03/10/2026	Deposit slips	22.25
U.S. Bank Corporate Payment System	03/10/2026	Additional 50 GB Storage Space	361.75
U.S. Bank Corporate Payment System	03/10/2026	Annual Subscription Claude AI	200.00
U.S. Bank Corporate Payment System	03/10/2026	Unit 6 Oil Change and Cabin Air Filter	219.29
U.S. Bank Corporate Payment System	03/10/2026	Dinner for Strategic Planning Meeting	436.44
U.S. Bank Corporate Payment System	03/10/2026	AED stickers	18.59
U.S. Bank Corporate Payment System	03/10/2026	Zep enviromental floor cleaner for Ruth Hydro	87.00
U.S. Bank Corporate Payment System	03/10/2026	Chemicals for inventory	369.69
Total U.S. Bank Corporate Payment System:			5,161.79
<b>United Rentals (North America), Inc</b>			
United Rentals (North America), Inc	03/12/2026	Scissor lift rental	358.29
Total United Rentals (North America), Inc:			358.29
<b>VALEO Networks</b>			
VALEO Networks	03/12/2026	Eureka office monthly computer maintenance	2,353.94
VALEO Networks	03/12/2026	Eureka office monthly computer maintenance	2,353.94

Vendor Name	Date Paid	Description	Amount Paid
Total VALEO Networks:			4,707.88
<b>Valley Pacific Petroleum Serv. Inc</b>			
Valley Pacific Petroleum Serv. Inc	03/12/2026	Cardlock-Pumping & Control	350.00
Valley Pacific Petroleum Serv. Inc	03/12/2026	Cardlock-Water Quality	350.00
Valley Pacific Petroleum Serv. Inc	03/12/2026	Cardlock-Maintenance	350.00
Valley Pacific Petroleum Serv. Inc	03/12/2026	Cardlock-HB Retail	91.00
Valley Pacific Petroleum Serv. Inc	03/12/2026	Cardlock-FBGCS D	259.01
Valley Pacific Petroleum Serv. Inc	03/26/2026	DOT Salvage drums	661.50
Valley Pacific Petroleum Serv. Inc	03/23/2026	DOT salvage drums	165.38
Valley Pacific Petroleum Serv. Inc	03/23/2026	Sorbent booms for Ruth hydraulic leak cleanup	433.24
Valley Pacific Petroleum Serv. Inc	03/26/2026	Fuel for Ruth	1,069.30
Total Valley Pacific Petroleum Serv. Inc:			3,729.43
<b>Verizon Wireless</b>			
Verizon Wireless	03/18/2026	General Manager	52.02
Verizon Wireless	03/18/2026	Humboldt Bay Retail	13.53
Verizon Wireless	03/18/2026	Fieldbrook Glendale CSD	38.49
Verizon Wireless	03/18/2026	Humboldt Bay IPAD	9.88
Verizon Wireless	03/18/2026	Fieldbrook Glendale CSD IPAD	28.13
Verizon Wireless	03/18/2026	Ruth Area	21.74
Verizon Wireless	03/18/2026	Ruth Hydro	21.74
Total Verizon Wireless:			185.53
<b>Watt's Cleaning Services</b>			
Watt's Cleaning Services	03/12/2026	Eureka Office Cleaning 2/4 & 2/18/26	278.00
Total Watt's Cleaning Services:			278.00
<b>Wienhoff &amp; Associates Inc</b>			
Wienhoff & Associates Inc	03/12/2026	Excessive Collection Fee	27.50
Total Wienhoff & Associates Inc:			27.50
Grand Totals:			257,490.02

Memo to: HBMWD Board of Directors  
From: Dale Davidsen, Superintendent  
Date: April 3, 2026  
Subject: Essex/Ruth March 2026 Operational Report

### Upper Mad River, Ruth Lake, and Hydro Plant

1. Average flow at Mad River above Ruth Reservoir (Zenia Bridge) in March was 159 cfs.
2. The conditions at Ruth Lake for March were as follows:  
The lake level on March 31<sup>st</sup> was 2654.26 feet, which is:
  - 1.94 feet lower than February 28<sup>th</sup>, 2026.
  - 1.89 feet lower than March 28<sup>th</sup>, 2025.
  - 0.84 feet lower than the ten-year average.
  - 0.26 feet above the spillway.
3. Ruth Headquarters recorded 0.23 inches of rainfall in March.
4. Ruth Hydro generated 151,200 kWh in March. We had 1 outage, causing 452,523 kWh of lost production. This is the **maximum potential loss** due to the mechanical issues at the Ruth dam.
5. The lake discharged an average of 233 CFS with a high of 1028 CFS on March 1<sup>st</sup>.

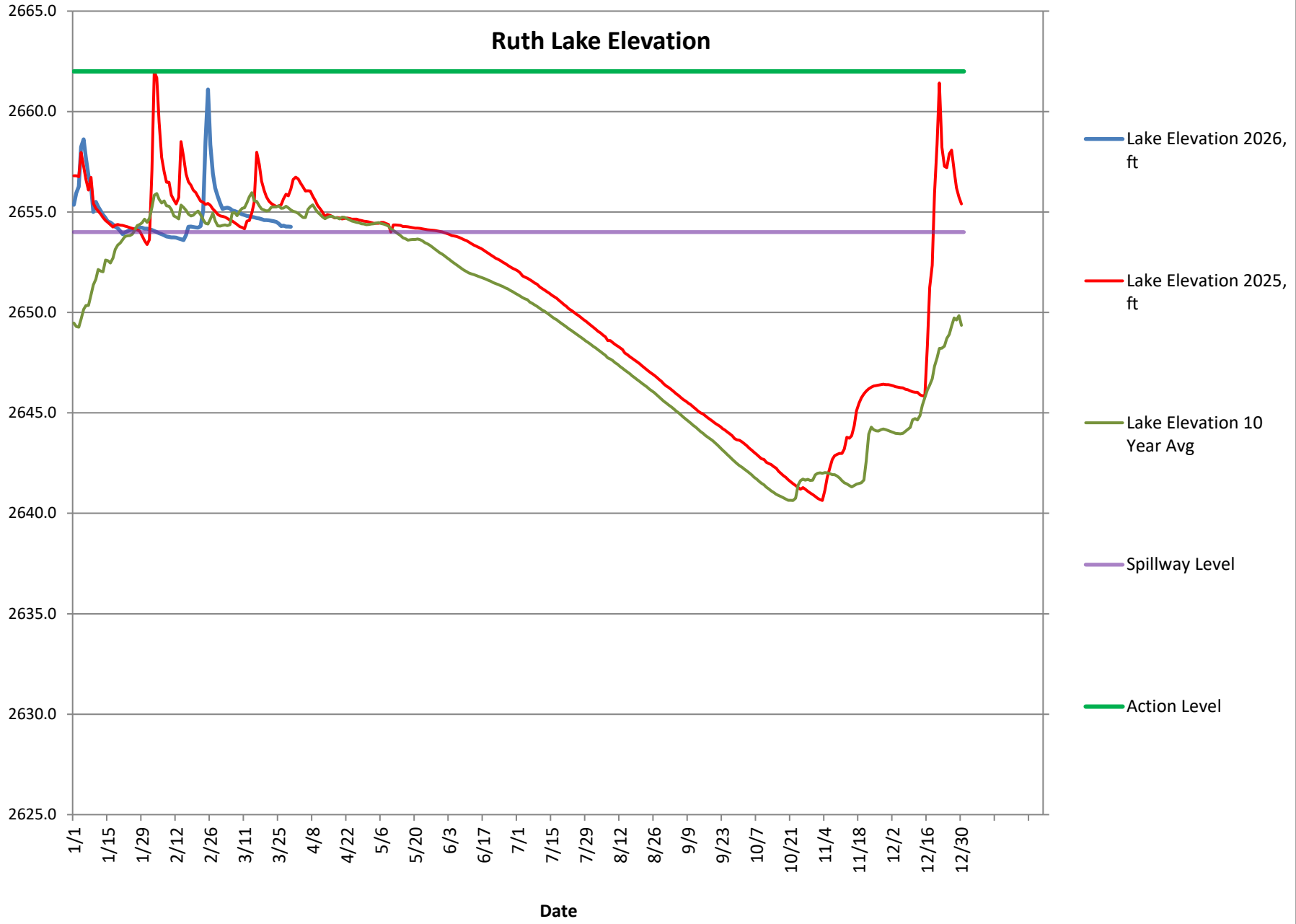
### Lower Mad River, Winzler Control, and TRF

6. The river at Winzler Control Center in March had an average flow of 1055 CFS. The river reached a high flow of 3590 CFS on March 1<sup>st</sup>.
7. The domestic water conditions were as follows:
  - a. The domestic water turbidity average was 0.07 NTU, which meets Public Health Secondary Standards.
  - b. As of March 31<sup>st</sup>, we pumped 233.519 MG at an average of 7.53 MGD.
  - c. The maximum metered daily municipal use was 8.221 MG on March 30<sup>th</sup>.
8. The TRF is online:
  - a. Average monthly source water turbidity was 19.9 NTU.
  - b. Average monthly filtered water turbidity was 0.05 NTU.
  - c. The number of monthly filter backwashes was 32.
9. March 3<sup>rd</sup> – I went to Ruth to meet with DSOD inspector Eric Holland for a dam inspection. During slide gate operation, it failed to open after it was closed.
10. March 4<sup>th</sup> – 9<sup>th</sup> Diagnostics of slide gate hydraulic operating system completed. On the 4<sup>th</sup>, the Situation Evaluation Committee was activated and informed dam safety regulators were notified.
11. March 9<sup>th</sup> – De-escalation class at main office

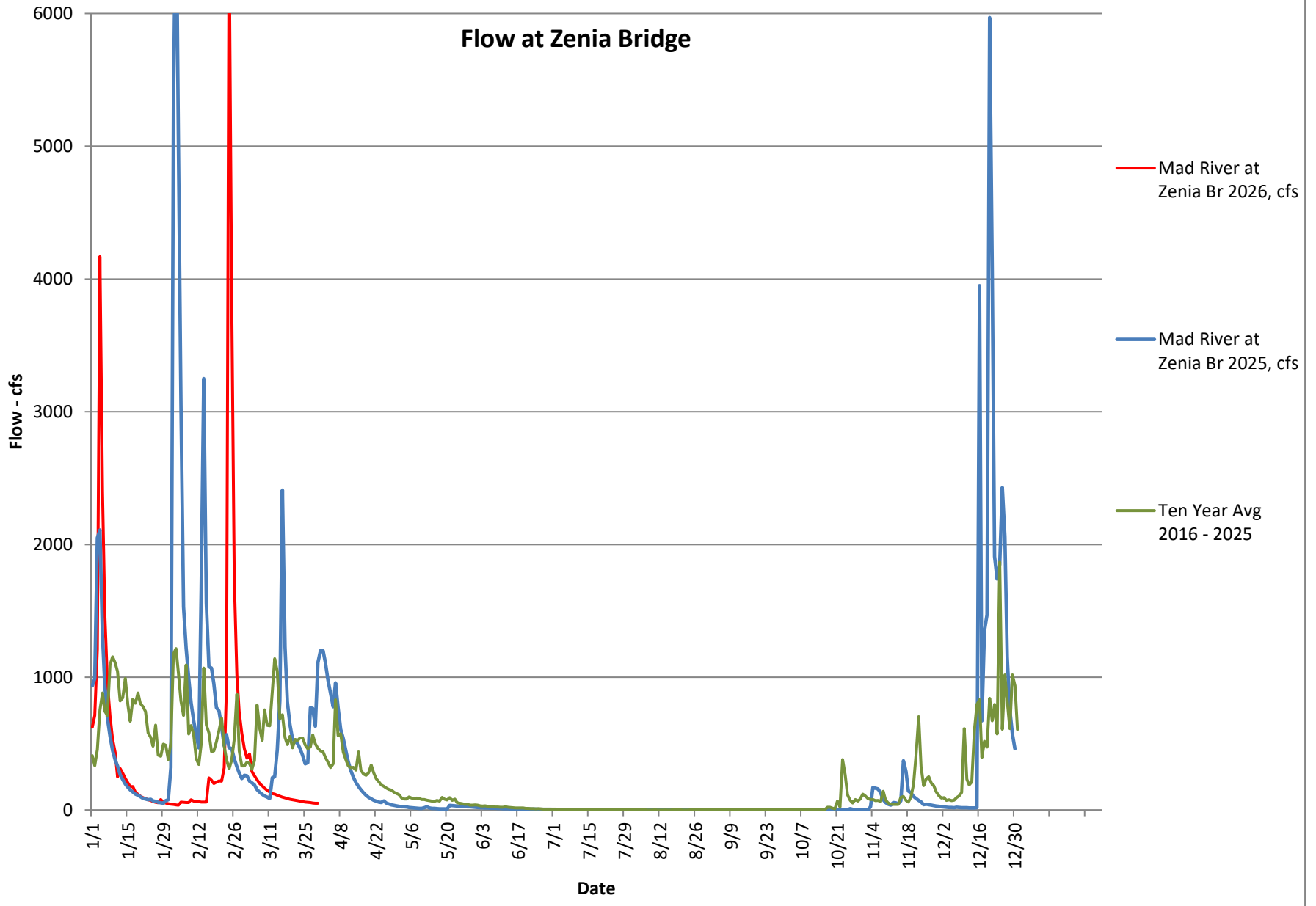
12. March 10<sup>th</sup> & 11<sup>th</sup> – With all diagnostics ruling out a problem with the HPU, it was clear a dive team was required to enter the access the cylinder room to investigate the hydraulic system. Contacted commercial diver company and requested quote.
13. March 11<sup>th</sup> – Staff noticed an oil sheen on the lake right above the slide gate. Staff were immediately deployed to install oil absorbent booms we had on-site across the river channel below the dam and hydro plant. Once additional staff were on-site, the oil containment boom and absorbent boom across the upstream spillway walls and a perimeter over the slide gate area were deployed. Staff immediately notified regulatory agencies regarding oil release.
14. March 12<sup>th</sup> – Met with local hydraulics expert. Board approved emergency.
15. March 13<sup>th</sup> – Meetings with Dive company and Situation Evaluation Committee. Coordinated and contracted with environmental clean-up company
16. March 16<sup>th</sup> – Met with Patriot Environmental at the Marina and began deployment of additional containment booms and oil absorbent booms
17. March 17<sup>th</sup> – AUS dive team on-site. All hands safety and coordination meeting and then commenced dive operations.
18. March 18<sup>th</sup> – Entered area between slide gate and trash rack measured gate opening, removed cylinder room hatch, entered cylinder room and found disconnected hydraulic hose.
19. March 19<sup>th</sup> – Set up temporary hydraulic hose assembly to close the slide gate and demonstrate the cylinder was functional.
20. March 20<sup>th</sup> – Removed the temporary hydraulic line, re-installed cylinder room hatch cover, drained the penstock slowly into the penstock pit to clean up oil that drained from the cylinder room.
21. March 22<sup>nd</sup> – Repaired the hydraulic line, flooded the penstock and tested slide gate operation to demonstrate full control of the slide gate.
22. March 24<sup>th</sup> – Per CDFW-OSPR, all environmental controls removed by contractor.
23. March 25<sup>th</sup> – Reviewed proposed Factory Authorized Testing procedures for the TRF generator. Provided comments and questions.
24. March 27<sup>th</sup> – AQMD Inspection at Essex.
25. March 31<sup>st</sup> – Eco Green on-site to evaluate collector pumps and collect documentation for VFD's to be installed for collector pumps.
26. April 2<sup>nd</sup> – All waste disposal bins removed from site containing clean-up material to be disposed of properly by environmental contractor.
27. Current and Ongoing Projects
  - a. Most of the month was spent working on the hydraulic operating system investigation and repairs. Operations ran smoothly while most of the maintenance crew was at Ruth.
  - b. Work on 26/27 budget
  - c. I attended several meetings and correspondence with the engineers and contractors on multiple projects.
    - i. TRF generator project.
    - ii. FB reservoir replacement project. – Contractor now off-site with only a few weather dependent punch list items to complete.
  - d. Tesla battery bank / generator coordination project – In progress. About to schedule final testing and commissioning.

- e. Main Office fencing project – nearly complete
- f. Submitted formal paperwork to HCSO for them to patrol some District R-o-W's for urban campers.
- g. Routine annual equipment maintenance and services.

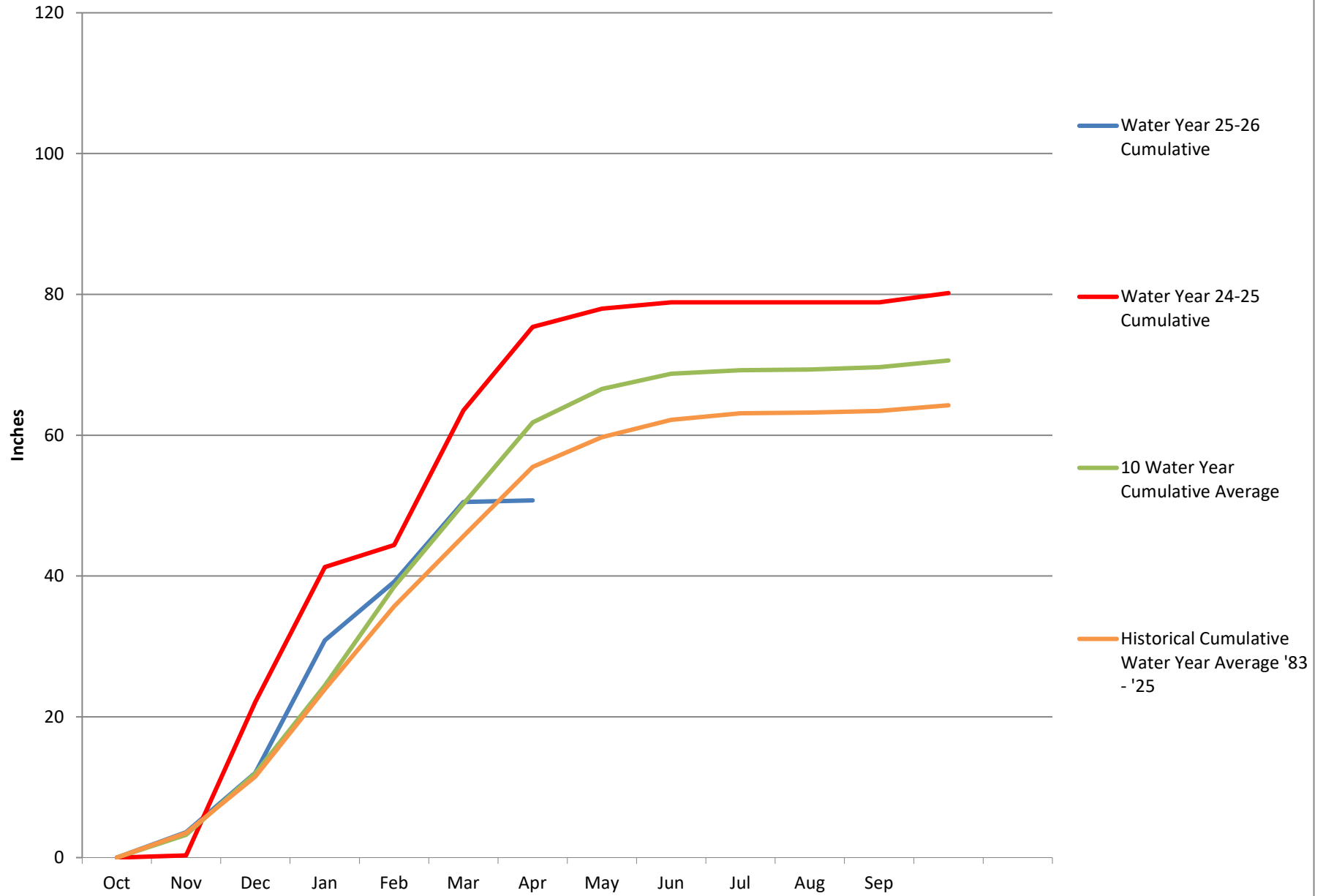
# Ruth Lake Elevation

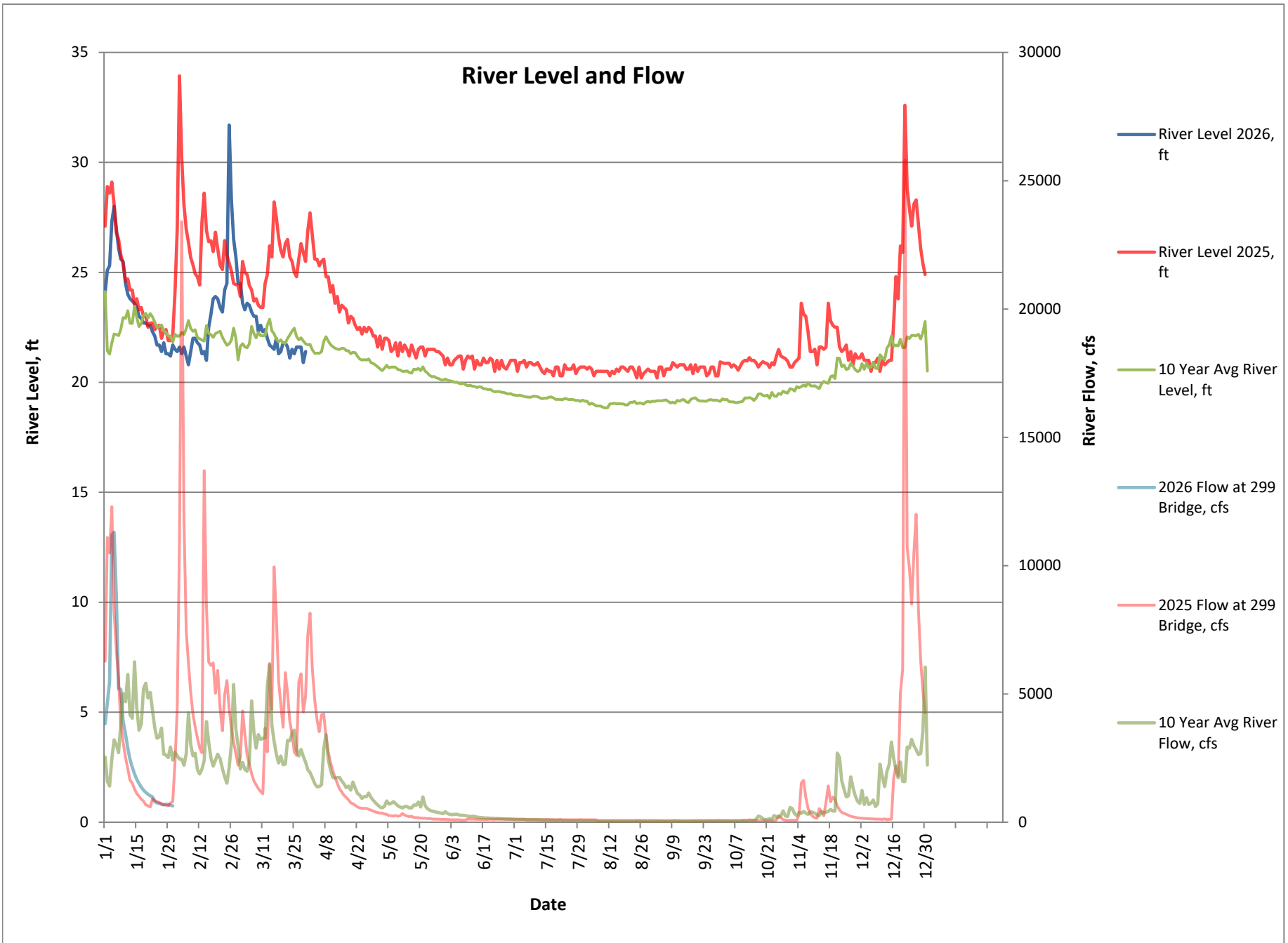


### Flow at Zenia Bridge

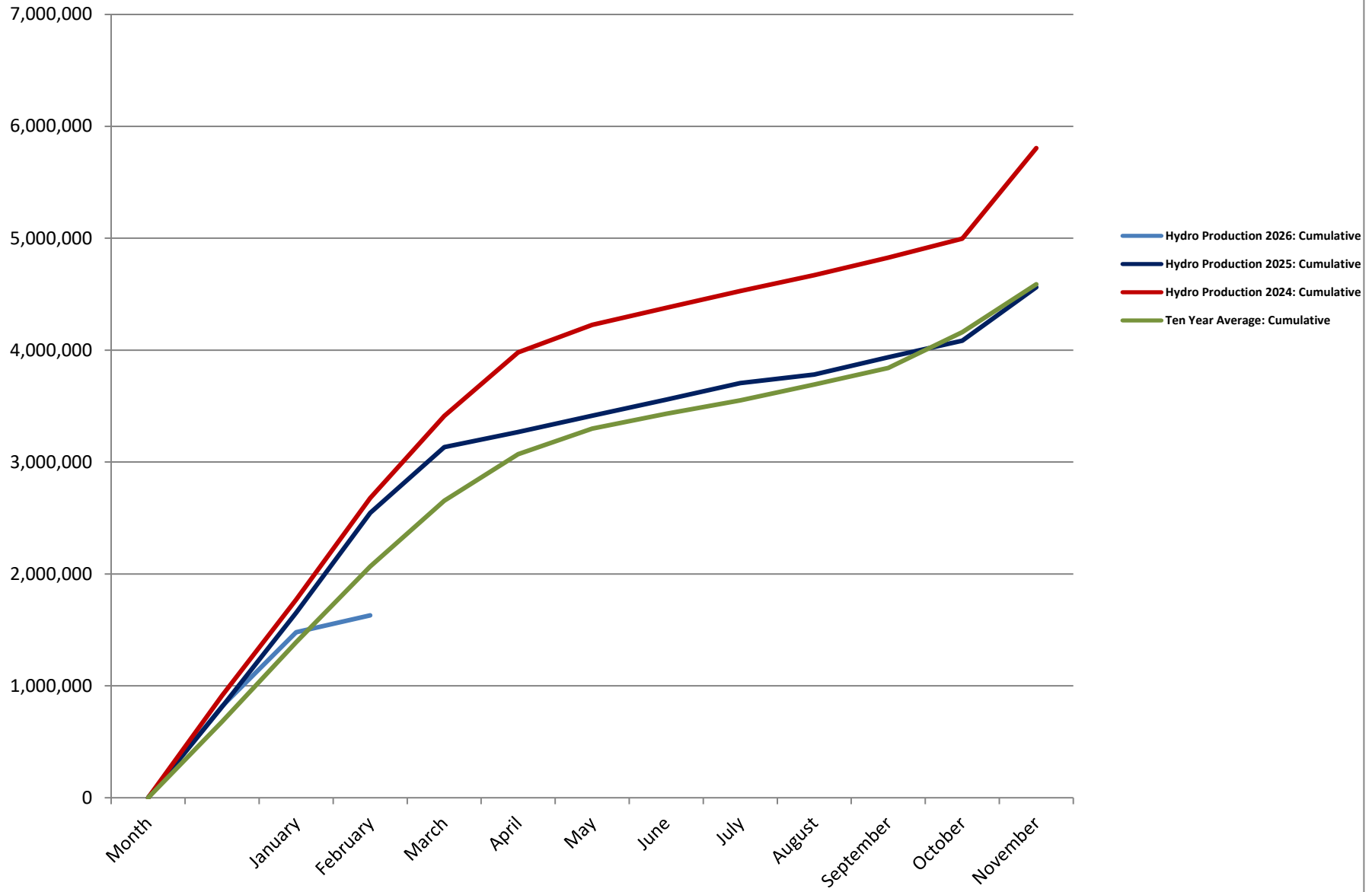


### Ruth Rainfall - Water Year 2024-2025





# Ruth Hydro Production: Cumulative kWh





ITEM: General Manager's Report  
PRESENTED BY: Michiko Mares, General Manager  
TYPE of ITEM: Informational  
TYPE of ACTION: None

The General Manager's Monthly Report is intended to provide informational updates regarding issues which impact the District's Mission at a management level.

### **Goal 1- Regulatory Compliance**

---

**Workplace Safety.** No reportable injuries.

#### **Public Health.**

**Water Regulations.** Maintained perfect compliance with all state and federal drinking water regulations.

#### **Permitting.**

**Federal Energy Regulatory Commission (FERC).** Staff and Consultant met with FERC to discuss revised approach to field program and received preliminary concurrence from FERC on the revised Drilling Program Plan for the embankment investigation

**Division of Safety of Dams (DSOD).** Staff and Consultant met with DSOD to discuss revised approach to field program and received preliminary concurrence from DSOD on the revised Drilling Program Plan for the embankment investigation.

#### **Reporting.**

**California Air Resources Board (CARB) Annual Reports.** Staff completed the annual inventory report of the District's off-road diesel fleet through the online DOORS tool.

**California Department of Tax and Fee Administration (CDTFA).** Staff filed the annual Hazardous Waste Generation and Handling Fee documentation.

**California Department of Water Resources (DWR).** Staff met with Consultant and municipalities to coordinate the preparation of the 2025 Urban Water Management Plan.

**Certified Unified Program Agency (CUPA)- Humboldt.** Staff completed the annual update of the Hazardous Materials Business Plan on file with Humboldt County Department of

Environmental Health for the Essex facility.

**Certified Unified Program Agency (CUPA)- Trinity.** Staff completed the annual update of the Hazardous Materials Business Plans on file with Trinity County Department of Environmental Health for Ruth Hydro and Ruth Headquarters.

**Department of Toxic Substance Control (DTSC).** Staff completed the annual electronic Verification Questionnaire (eVQ) documenting the amount of hazardous waste generated and disposed of from Essex and Ruth Hydro.

**State Water Resource Control Board (SWRCB) Annual Reports.** (1) Staff completed the annual National Pollutant Discharge Elimination System (NPDES) reports for HBMWD's public water system (not required for FGCSO's system). (2) Staff completed the Electronic Annual Reports (eARs) for HBMWD and FGCSO water systems.

### **Goal 3 – System Operation and Maintenance**

---

**Unplanned Service Interruptions.** None.

**Infrastructure Reliability.**

**Reservoirs Seismic Retrofit.** Remaining punch list items are nearly complete and anticipated to be complete by the end of April. Material procurement has delayed punch list completion.

**Dunes Right of Way EIR.** Draft EIR received for District review.

### **Goal 4- Customer, Community, and Governmental Partnerships**

---

**Wholesale Customers.** Municipal customers met on March 18, 2026.

### **Goal 5 – Future Positioning**

---

**Water Resources Planning.**

**Water Rights Renewal.** The Water Rights Renewal Ad-Hoc Committee met March 4, 2026.

**Petition for Change – Instream Flow Dedication.** The Technical Working Group met on March 23, 2026 to establish criteria to completing a hydrologic analysis which may be used as the basis to define “natural flow” as an alternative the HCP natural flow equation.

**Capital Improvement Plan**

**Contract Status Report.** Refer to Attachment 1, Contract Status Report, for a detailed summary of current contracts.

**EcoGreen Solutions Team.** Staff met with the EcoGreen Solutions team on March 31, 2026 to discuss energy efficiency upgrades including LED light replacement and Collector pump variable frequency drives (VFDs).

### **Goal 6 – Leadership Competencies**

---

**GM Performance Appraisal.** Proposals for a third-party to complete the FY26 GM Performance Appraisal were received on March 6, 2026. The GM Performance Appraisal Ad-Hoc Committee met on March 9, 2026 and selected a consultant to complete the FY26 Appraisal, prepare a FY27 Performance Plan, and develop an appraisal tool for FY27. The kickoff meeting was held on March 25, 2026.

### **Attachments**

---

Attachment 1- Contract Status Report

**Active Large Contract Progress Report**

Project Description	Progress / Status Update	Funding Source / Budget	Active Contracts and Financial Status <sup>1</sup>	Schedule Tracking
<p><b>Samoa Peninsula Waterline Right-of-Way Maintenance EIR and CDP</b></p> <p>Studies, EIR, and Permit applications for maintaining District infrastructure on the peninsula. Permit applications include:CDP, Section 404 (not required), 401, CESA, ESA</p> <p>Phase: EIR in progress</p>	<p>The Administrative Draft EIR was provided to the District on March 27, 2026.</p> <p>GHD is working with the District to solidify biological mitigation site details.</p>	<p>HBMWD FY 25/26 Budget (100%): \$40,295</p>	<p><u>Consulting (GHD)</u></p> <p>Original Contract Amount: \$337,050            Amendments to Date: \$108,725            Amendments Percent Increase/Decrease: 32%            Current Contract Amount: \$445,775            Total Invoiced to Date: \$367,974            Percent Invoiced to Date: 83%</p>	<p>Contract Award Date: 1/20/2023            Amendment 2 Date: 6/10/2025            Current Contract Completion: 6/30/2026            EIR Estimated Completion: 3/20/2026            Permit App Estimated Submission: 4/1/2026            Mitigation Negotiations and Plan Est.: 4/30/2026            Percent Schedule Elapsed: 93%</p>
<p><b>Collector Mainline Redundancy</b> DR4407-PJ0701</p> <p>The District's source water from the collectors comes together in one common pipeline that conveys water to the TRF via Pipeline Road. This project will analyze a redundant pipeline to the TRF via an alternate route. This project will also re-route the pipe that currently runs under the Essex Control Building.</p> <p>Phase: Phase One on hold (submitted SOW revision request)</p>	<p>No change since last month. The remaining items to close out this project include preparing the grant close out documents for Cal OES and payment of final consultant invoice</p>	<p><u>HMGP Phase One Grant (Current)</u>            Cal OES / FEMA (75% Current Share): \$339,255            HBMWD (25% Current Match): \$113,085  <b>Total Current Project Budget: \$452,340</b></p> <p><u>HMGP Phase One Grant Total Request (Response Pending)</u>            Cal OES / FEMA (75% Requested Share): \$1,040,085            HBMWD (25% Proposed Match): \$346,695  <b>Total Requested Project Budget: \$1,386,780</b></p>	<p><u>Phase One Consulting (GEI)</u></p> <p>Original Contract Amount: \$422,103            Amendments to Date: \$0            Amendments Percent Increase/Decrease: 0%            Current Contract Amount: \$422,103            Total Invoiced to Date: \$166,568            Percent Invoiced to Date: 39%</p> <p>Anticipated Contract Amount (if SOW revision approved): \$1,346,590</p>	<p>Contract Award Date: 3/9/2023            Original Contract Completion: 3/1/2024            Extended Calendar Days: 0            Current Contract Completion: 3/1/2024            Estimated Completion: N/A            Percent Schedule Elapsed: N/A            Grant SOW Completion: 7/7/2026            Grant Period of Performance: 12/4/2026</p>
<p><b>Matthews Dam Seismic Stability</b> DR4569-PA0538</p> <p>Geotechnical and seismic studies to determine the response of Matthews Dam to the Cascadia seismic event and whether retrofits are required. Also includes 65% design and CEQA if retrofits are required.</p> <p>Phase: Studies being performed</p>	<p>Budget increase request sent to Cal OES in April 2025, response pending. Time extension request sent to Cal OES to modify the grant completion date to 4/14/2028.</p> <p><u>Project status:</u> Tracking to commence subsurface explorations related to the embankment, and the spillway after the NSO nesting season ends on July 9th. Biological screening studies scheduled for this spring.</p> <p><u>Progress over the last month:</u> Met with DSOD and FERC to discuss the exploration program, receiving general concurrence on the approach with some modifications needed to implement to the drilling plan.</p> <p><u>Highlights / milestones / challenges:</u> Key challenges have remained getting concurrence from both regulatory agencies, as well as high-level agreement from the IC-Team.</p>	<p><u>HMGP Advance Assistance Grant (Current)</u>            Cal OES / FEMA (75% Share): \$1,532,963            HBMWD (25% Match): \$510,988  <b>Total Current Project Budget: \$2,043,950</b></p> <p><u>HMGP Adv. Assist. Grant Total Request (Response Pending)</u>            Cal OES / FEMA (75% Requested Share): \$3,482,963            HBMWD (25% Proposed Match): \$1,160,988            HBMWD (100% Self-Fund): \$91,374  <b>Total Requested Project Budget: \$4,735,325</b></p>	<p><u>Consulting (GEI)</u></p> <p>Original Contract Amount: \$2,945,139            Amendments to Date: \$152,197            Amendments Percent Increase/Decrease: 5%            Current Contract Amount: \$3,097,336            Total Invoiced to Date (pending): \$518,889            Percent Invoiced to Date: 17%</p> <p>Anticipated Contract Amount (if SOW revision approved): \$4,730,407</p>	<p>Contract Award Date: 5/29/2025            Original Contract Completion: 12/31/2027            Extended Calendar Days: 0            Current Contract Completion: 12/31/2027            Estimated Completion: 11/18/2027            Percent Schedule Elapsed: 33%            Grant SOW Completion: 3/31/2026            Grant Period of Performance: 8/28/2026</p>
<p><b>Matthews Dam Part 12D Comprehensive Assessment</b></p> <p>FERC requirement to evaluate Matthews Dam's current integrity and long-term safety</p> <p>Phase: Studies being performed</p>	<p>Continued development of the hydrologic hazard and consequence assessments. Continued documentation review for and preparation of the Process Industry Practices Review (PIPR)</p>	<p>HBMWD FY 25/26 Budget (100%): \$504,865</p>	<p>Original Contract Amount: \$538,621            Amendments to Date: \$0            Amendments Percent Increase/Decrease: 0%            Current Contract Amount: \$538,621            Total Invoiced to Date: \$193,964            Percent Invoiced to Date: 36%</p>	<p>Contract Award Date: 11/25/2024            Original Contract Completion: 1/31/2027            Extended Calendar Days: 0            Current Contract Completion: 1/31/2027            Estimated Completion: 1/31/2027            Percent Schedule Elapsed: 62%</p>

<sup>1</sup>This report summarizes the statuses of current contracts and may not correlate with current financial statements.

**Active Large Contract Progress Report**

Project Description	Progress / Status Update	Funding Source / Budget	Active Contracts and Financial Status <sup>1</sup>	Schedule Tracking
<p><b>Turbidity Reduction Facility Generator</b> DR4558-PJ0389</p> <p>The existing 100 kW generator at the TRF only powers the chemical pumps. The project includes installation of a new 750 kW generator to power backwash pumps and other critical components.</p> <p>Phase: Construction</p>	<p><u>Project status:</u> Project is still under construction with Wahlund coordinating with their subcontractor and the manufacturer to prepare for the generator installation and testing.</p> <p><u>Progress over the last month:</u> Wahlund has provided an updated construction schedule in response to the manufacturer's delay. PACE and the District have reviewed the contractor's functional acceptance testing procedures and provided comments back to Wahlund. Wahlund is coordinating with Aqua Sierra and the generator manufacturer to schedule the new installation and testing dates in response to the equipment delay.</p> <p><u>Highlights / milestones / challenges:</u> Wahlund, PACE, and the District are continuing to coordinate to accommodate the multiple equipment delays from the manufacturer. The revised construction schedule gives more time for installation, operational readiness testing, and functional acceptance testing to ensure enough time to review key deliverables between each milestone. The generator is now scheduled to be delivered late April.</p>	<p><u>HMGP Phase Two Grant (Current)</u> Cal OES / FEMA (75% Share): \$1,303,876 HBMWD (25% Match): \$434,625 <b>Total Phase Two Project Budget: \$1,738,501</b></p> <p><u>HBMWD Match Budget</u> HBMWD (25% Match): \$434,625 Contingency: \$162,254 Total HBMWD Match Budget: \$596,879</p>	<p><u>Construction (Wahlund)</u> Original Contract Amount: \$1,193,600 Change Orders to Date: \$829 Change Order Percent Increase/Decrease: 0% Current Contract Amount: \$1,194,429 Total Invoiced to Date: \$742,426 Percent Invoiced to Date: 62%</p> <p><u>Engineering and Construction Management (PACE)</u> Original Contract Amount: \$432,000 Amendments to Date: \$0 Amendments Percent Increase/Decrease: 0% Current Contract Amount: \$432,000 Total Invoiced to Date: \$206,954 Percent Invoiced to Date: 48%</p> <p><b>Total Current Phase Two Contract Amount: \$1,626,429</b></p>	<p>Notice of Award: 3/14/2025 Notice to Proceed: 4/11/2025 Original Contract Calendar Days: 361 Original Contract Completion: 4/7/2026 Extended Calendar Days: 53 Current Contract Completion: 5/30/2026 Estimated Completion: 8/10/2026 Percent Schedule Elapsed: 86% Grant SOW Completion: 2/10/2027 Grant Period of Performance: 7/10/2027</p>
<p><b>Reservoirs Seismic Retrofit</b> DR4344-PJ0040</p> <p>Seismic retrofit of the District's three tanks to meet current California Building Code seismic requirements.</p> <p>Phase: Construction</p>	<p><u>Samoa Construction</u> No change since last month. Still waiting on grate fabrication to install and coat the grating for the ladder, which is the last punch list item.</p> <p><u>Korblex Construction</u> Completed. Last punch list item (coating repair) was completed 3/4/26, which closes out this project.</p> <p><u>CM</u> Albat is at contract limit and intends to request an amendment</p>	<p><u>HMGP Phase Two Grant (Current)</u> Cal OES / FEMA (75% share up to \$4,058,768): \$4,058,768 HBMWD (25% Match + Remainder): \$3,529,741 <b>Total Current Phase Two Project Budget: \$7,588,509</b></p> <p><u>HMGP Phase Two Grant Total Request (Response Pending)</u> Cal OES / FEMA (75% Requested Share): \$5,187,864 HBMWD (25% Match + Remainder): \$2,400,645 <b>Total Requested Phase Two Project Budget: \$7,588,509</b></p> <p><u>HBMWD Match Budget</u> HBMWD Match Requirement: \$3,529,741 Contingency: \$ (1,017,037) Total HBMWD Match Budget: \$2,512,704</p>	<p><u>Samoa Construction (Paso Robles Tank)</u> Original Contract Amount: \$2,357,200 Change Orders to Date: \$24,187 Change Order Percent Increase/Decrease: 1% Current Contract Amount: \$2,381,387 Total Invoiced to Date: \$2,381,387 Percent Invoiced to Date: 100%</p> <p><u>Korblex Construction (Paso Robles Tank)</u> Original Contract Amount: \$3,992,008 Change Orders to Date: \$128,634 Change Order Percent Increase/Decrease: 3% Current Contract Amount: \$4,120,642 Total Invoiced to Date: \$4,079,878 Percent Invoiced to Date: 99%</p> <p><u>Construction Management (Albat)</u> Original Contract Amount: \$336,642 Amendments to Date: \$347,920 Amendments Percent Increase/Decrease: 103% Current Contract Amount: \$684,562 Total Invoiced to Date: \$684,562 Percent Invoiced to Date: 100%</p> <p><u>Design and Engineering Services during Construction (GHD)</u> Original Contract Amount: \$263,148 Amendments to Date: \$0 Amendments Percent Increase/Decrease: 0% Current Contract Amount: \$263,148 Total Invoiced to Date: \$255,975 Percent Invoiced to Date: 97%</p> <p><b>Total Current Phase Two Contract Amount: \$7,449,739</b></p>	<p><u>Samoa Construction</u> Notice of Award: July 2024 Notice to Proceed: 8/13/2024 Original Contract Calendar Days: 280 Original Contract Completion: 5/20/2025 Extended Calendar Days: 133 Current Contract Completion: 9/30/2025 Estimated Completion: 2/10/2026 Percent Schedule Elapsed: 145%</p> <p><u>Korblex Construction</u> Notice of Award: July 2024 Notice to Proceed: 8/13/2024 Original Contract Calendar Days: 521 Original Contract Completion: 1/16/2026 Extended Calendar Days: 144 Current Contract Completion: 6/9/2026 Estimated Completion: 10/31/2026 Percent Schedule Elapsed: 90%</p> <p><u>Grant Deadlines</u> Grant SOW Completion: 5/3/2026 Grant Period of Performance: 9/30/2026</p>

<sup>1</sup>This report summarizes the statuses of current contracts and may not correlate with current financial statements.

NO ATTACHMENT FOR THIS ITEM

- Water Rights Renewal met 3/4.
- GM Appraisal met 3/9 and 3/25.

Directors Report

NO ATTACHMENT FOR THIS ITEM

ACWA-ACWA/JPIA

NO ATTACHMENT FOR THIS ITEM